

सत्यमेव जयते

भारत सरकार
Government of India

बाह्य वित्तपोषित परियोजनाओं का वार्षिक सारांश

ANNUAL COMPENDIUM OF EXTERNALLY FINANCED PROJECTS

2025-2026

वित्त मंत्रालय
आर्थिक कार्य विभाग
सहायता लेखा एवं लेखा परीक्षा प्रभाग
MINISTRY OF FINANCE
DEPARTMENT OF ECONOMIC AFFAIRS
AID ACCOUNTS AND AUDIT DIVISION
(AN ISO 9001:2015 CERTIFIED OFFICE)

बाह्य वित्तपोषित परियोजनाओं

का

वार्षिक सारांश

ANNUAL COMPENDIUM OF EXTERNALLY FINANCED PROJECTS

2025-2026

वित्त मंत्रालय

आर्थिक कार्य विभाग

सहायता लेखा एवं लेखा परीक्षा प्रभाग

(आईएसओ 9001:2015 प्रमाणित कार्यालय)

MINISTRY OF FINANCE

DEPARTMENT OF ECONOMIC AFFAIRS

AID ACCOUNTS AND AUDIT DIVISION

(AN ISO 9001:2015 CERTIFIED OFFICE)

विषय-सूची CONTENT

क्रम सं. Sl. No.	विवरण Particulars	पृष्ठ सं. Page No.
I	प्रस्तावना Foreword	v-vi
II	कार्यकारी सारांश Executive Summary	vii-viiii
III	**भाग I - बाह्य वित्तपोषण का एजेंसी-वार संक्षिप्त विवरण (स्नैप शॉट)** **Part I - AGENCY-WISE SNAP SHOT OF THE EXTERNAL FUNDING**	
	अध्याय 1 Chapter 1: द्विपक्षीय वित्तपोषण Bilateral Funding	2-5
	अध्याय 2 Chapter 2: बहुपक्षीय विकास वित्तपोषण Multilateral Development funding	6-11
	अध्याय 3 : सॉवरेन बाह्य वित्तपोषण का सारांश, हस्ताक्षरित समझौतों, मूलधन का पुनर्भुगतान और वर्ष 2025-26 के दौरान सरकारी खाते पर प्रतिबद्धता शुल्क का भुगतान Chapter 3: Summary of Sovereign External Funding, Agreements signed, Repayment of Principal and Payment of Commitment charges on Government Account during 2025-26	12-14
IV	**भाग II - बाह्य वित्तपोषित ऋण का विवरण (सरकारी खाते पर)** **Part II - DETAILS OF EXTERNALLY FUNDED Loans (on Govt. A/c) :-**	
	अनुलग्नक क1 - Annex A1 - 31.03.2026 तक देश/संस्थान-वार **पूरी तरह से संवितरित और पूरी तरह से चुकाए गए** उधार/ऋण (सरकारी ऋण) का ब्यौरा दर्शाने वाला विवरण Statement showing country/institution-wise details of **fully disbursed & fully repaid** loans/credits as on 31.03.2026 (Government Loans)	17-19
	अनुलग्नक क2 - Annex A2 - 31.03.2026 तक प्राप्त देश/संस्थान-वार **पूरी तरह से संवितरित** उधार/ऋण (सरकारी ऋण) का ब्यौरा दर्शाने वाला विवरण **जिसके लिए ऋण सेवाएं जारी हैं** Statement showing details of country/institution-wise fully disbursed loans/ credits received up to 31.03.2026 for which **debt. services is ongoing** (Government Loans)	20-53
	अनुलग्नक क3 - Annex A3 - 31.03.2026 तक प्राप्त देश/संस्थान-वार **संवितरित** उधार/ऋण (सरकारी ऋण) का ब्यौरा दर्शाने वाला विवरण Statement showing details of country/institution-wise **disbursing** loans/credits received up to 31.03.2026 (Government Loans)	54-86
	अनुदान Grants: -	
	अनुलग्नक ख1 - Annex B1 - 31.03.2026 तक देश/संस्थान-वार **पूरी तरह से संवितरित** अनुदानों (सरकारी और गैर-सरकारी) का ब्यौरा दर्शाने वाला विवरण Statement showing details of **fully disbursed** Grants country/institution-wise as on 31.03.2026 (Govt. & Non-Govt.)	87
	अनुलग्नक ख2 - Annex B2 - 31.03.2026 तक प्राप्त देश/संस्थान-वार **संवितरित** अनुदानों (सरकारी और गैर-सरकारी) का ब्यौरा दर्शाने वाला विवरण Statement showing details of **disbursing** Grants country/institution-wise received up to 31.03.2026 (Govt. & Non-Govt.)	88-90
	सरकार द्वारा गारंटीकृत ऋण Government Guaranteed Loans: -	
	अनुलग्नक ग1 - Annex C1 - 31.03.2026 तक देश/संस्थान-वार **पूरी तरह से संवितरित और पूरी तरह से चुकाए गए** उधार/ऋण (गैर-सरकारी ऋण) का ब्यौरा दर्शाने वाला विवरण Statement showing country/institution-wise details of **fully disbursed & fully repaid** loans/credits as on 31.03.2026 (Non-Government Loans)	91
	अनुलग्नक ग2 - Annex C2 - 31.03.2026 तक प्राप्त देश/संस्थान-वार पूरी तरह से संवितरित उधार/ऋण (गैर-सरकारी ऋण) का ब्यौरा दर्शाने वाला विवरण जिसके लिए **ऋण की सेवा जारी है**। Statement showing details of country/institution-wise fully disbursed loans/ credits received upto 31.03.2026 for which **debt. Servicing is ongoing.** (Non-Government Loans)	92-97
	अनुलग्नक ग3 - Annex C3 - 31.03.2026 तक प्राप्त देश/संस्थान-वार **संवितरित** उधार/ऋण (गैर-सरकारी ऋण) का ब्यौरा दर्शाने वाला विवरण) Statement showing details of country/institution-wise **disbursing** loans/credits received upto 31.03.2026 (Non-Government Loans)	98-100

क्रम सं. S.No.	विवरण सं. Statement No.	विषय Subject	पृष्ठ सं. Page No.
V		**भाग III (क) संक्षिप्त जानकारी Part III (a) SUMMARISED INFORMATION**	
	1.	31.03.2026 तक (सरकारी खाते पर) उधार और ऋण सेवा के उपयोग का सारांश Summary of utilization of Loans & Debt Servicing as on 31.03.2026 (on Govt. Account)	103-105
	2.	31.03.2026 तक (सरकारी खाते पर) बाह्य अनुदान सहायता का दाता-वार सारांश।) Summary of External Grant Assistance donor wise as on 31.03.2026 (On Govt. Account).	106-107
	3.	31.03.2026 तक (सरकारी गारंटीकृत ऋण) उधार और ऋण सेवा के उपयोग का सारांश । Summary of Utilization of loans & Debt-Servicing as on 31.03.2026 (Govt. Guaranteed Loans).	108-109
	4.	वर्ष 2025-26 के दौरान (सरकारी खाते पर) भुगतान किए गए प्रतिबद्धता शुल्क का एजेंसी-वार/परियोजना-वार विवरण। Agency-wise/Project-wise detail of Commitment Charges paid during 2025-26 (On Govt. Account).	110-115
		(ख) अवधि आधारित जानकारी (b) PERIOD BASED INFORMATION	
	5.	योजना अवधि-वार सहायता-प्राप्तियाँ, पुनर्भुगतान और ब्याज भुगतान Plan Period-wise Aid Receipts, Re-payment and Interest Payment	116-118
	6.	ऋण और अनुदानों के एजेंसी-वार संवितरण का प्रतिशत Agency -wise Disbursement Percentage of Loans & Grants	119-120
	7.	अमेरिकी डॉलर में विदेशी ऋणों पर वर्गीकृत बकाया ऋण Classified Debt Outstanding Against Foreign Loans in US Dollar	121
	8.	एजेंसी-वार अनआहरित शेष (ऋण) Agency -wise undrawn balance (Loans)	122
	9.	अनआहरित शेष (अनुदान) का एजेंसी-वार विवरण Agency -wise details of undrawn balance (Grants)	123
	10.	ऋणों के उपयोग का एजेंसी-वार विवरण (केवल सरकारी खाते पर) Agency -wise Details of Utilizations of Loans (on Govt. Account only).	124
	11.	मूलधन का एजेंसी-वार पुनर्भुगतान (केवल सरकारी खाते पर) Agency -wise Repayment of Principal (on Govt. Account only)	125
	12.	ब्याज का एजेंसी-वार भुगतान (प्रतिबद्धता शुल्क सहित) (सरकारी खाते पर) Agency-wise payment of interest (including commitment charges) (on Govt. Account)	126
	13.	प्रतिबद्धता शुल्क का एजेंसी-वार भुगतान (केवल सरकारी खाते पर) Agency -wise payment of commitment charges (on Govt. Account only)	127
	14.	एजेंसी-वार प्राधिकरण, उपयोग, मूलधन का पुनर्भुगतान और ब्याज का भुगतान (*गैर सरकारी खाता) Agency -wise authorization, utilization, repayment of principal and payment of interest (*Non-Govt. Account)	128
	15.	पिछले दस वर्षों के लिए विदेशी ऋणों पर एजेंसी-वार बकाया ऋण देयता (सरकारी खाते पर) Agency -wise debt outstanding liability on foreign loans for the last ten years (on Govt. Account)	129
	16.	पिछले दस वर्षों के लिए, विदेशी ऋणों पर एजेंसी-वार बकाया ऋण देयता (गैर-सरकारी खाते पर) Agency-wise Debt outstanding liability on foreign loans for the last ten years (Non-Govt. Account)	130
	17.	ऋणों और अनुदानों का एजेंसी-वार प्राधिकरण (सरकारी और गैर-सरकारी) Agency-wise Authorization of Loans & Grants (Govt. & Non-Govt.)	131
	18.	ऋणों का वर्षवार उपयोग, मूलधन का पुनर्भुगतान और ब्याज का भुगतान (सरकारी और गैर-सरकारी) Year-wise utilization of loans, repayment of principal and payment of interest (Govt. and Non-Govt.)	132
	19.	वर्षवार बाह्य अनुदान सहायता (सरकारी खाते पर)। Year-wise External Grant assistance (on Govt. Account).	132
	20.	अनुदानों का एजेंसी-वार उपयोग (सरकारी खाते पर)। Agency -wise Utilization of Grants (on Govt. Account).	133
	21.	बाह्य ऋण वित्तपोषण की स्थिति के विश्लेषण का सारांश (सरकारी खाता) Summary of Analysis of External Loans Funding Position (Govt. Account)	134
	22.	दिसम्बर, 1971 से पूर्व, आईएमएफ समता दर, 2021-22 से 2025-2026 के दौरान औसत विनिमय दर और वित्तीय वर्ष के अंत में विनिमय दरों को दर्शाने वाला विवरण Statement showing Pre-December, 1971 IMF Parity rates, Average Exchange rate during 2021-2022 to 2025-26 and exchange Rates at the end of the financial year.	135

* *गैर-सरकारी खाते पर का अर्थ है सरकार द्वारा गारंटीकृत ऋण। Non-Government Account means Government Guaranteed Loan.*

क्रम सं. S.No.	विवरण सं. Statement No.	विषय Subject	पृष्ठ सं. Page No.
		(ग) क्षेत्र-वार - ब्यौरा (c) SECTOR-WISE- DETAILS	
	23.	ऋण और अनुदानों का क्षेत्रवार संवितरण (केवल सरकारी खाते पर) Sector-wise disbursement of Loans & Grants (on Govt. Account only)	136
	24.	क्षेत्रवार अनआहरित शेष (ऋण) Sector-wise undrawn balance (Loans)	137
	25.	क्षेत्रवार अनआहरित शेष (अनुदान) Sector-wise undrawn balance (Grants)	138
	26.	ऋण और अनुदानों के राज्यवार संवितरण की स्थिति (सरकारी खाता) State wise disbursement position of Loans & Grants (Govt. Account)	139
	27.	राज्य-वार अवितरित ऋण और अनुदान (सरकारी खाता) State-wise Undisbursed Loans & Grants (Govt. Account)	140
	28.	एजेंसी-वार प्राधिकरण, उपयोग, मूलधन का पुनर्भुगतान और ब्याज का भुगतान (बैक-टू-बैक ऋण और सरकारी खाते पर अनुदान) Agency-wise Authorisation, Utilisation, Repayment of Principal & Payment of Interest (Back-to-Back Loan & Grant on Govt. Account)	141
	29.	राज्य-वार उपयोग, अनआहरित शेष और ब्याज का भुगतान (बैक-टू-बैक ऋण और सरकारी खाते पर अनुदान) State-wise Utilisation, Undrawn Balance & Payment of Interest (Back-to-Back Loan & Grant on Govt. Account)	142
	30.	वर्ष 2023-24 से 2025-26 तक क्षेत्र-वार उपयोग, अनआहरित शेष और ब्याज का भुगतान (बैक-टू-बैक ऋण और सरकारी खाते पर अनुदान) Sector-wise Utilisation, Undrawn Balances & Payment of Interest from 2023-24 to 2025-26 (Back-to-Back Loan & Grant on Govt. Account)	143
VI		**भाग IV – चित्र Part IV – GRAPH**	
	1	दिनांक 31.03.2026 तक संचयी बाह्य वित्तपोषण Cumulative External Funding upto 31.03.2026	147
	2	सरकारी खाते में बाह्य वित्तपोषण की प्रवृति (वर्ष 2016-2017 से वर्ष 2025-26 तक) (प्राप्तियाँ और ऋण सेवा भुगतान) Trend in External Funding on Govt. Account (from 2016-2017 to 2025-26) (Receipts & Debt Service Payment)	148
	3	वर्ष 2025-26 के दौरान सरकारी खाते पर बाह्य वित्तपोषण का प्रमुख एजेंसियों द्वारा विश्लेषण (प्राप्तियाँ और ऋण सेवा भुगतान) Major Agencies wise Analysis of External Funding on Govt. Account during 2025-26 (Receipts & Debt Service Payment).	149
	4	वर्ष 2025-26 के दौरान ₹500 करोड़ से कम के सरकारी ऋणों और अनुदानों का राज्यवार संवितरण State-wise Disbursement of Govt. Loans and Grants during 2025-26 less than ₹500 crores.	150
	5	वर्ष 2025-26 के दौरान ₹500 करोड़ से अधिक के सरकारी ऋणों और अनुदानों का राज्यवार संवितरण। State-wise Disbursement of Govt. Loans and Grants during 2025-26 more than ₹500 crores.	151
	6	वर्ष 2025-26 के दौरान सरकारी ऋणों और अनुदानों का क्षेत्रवार संवितरण Sector-wise Disbursement of Govt. Loans and Grants during 2025-26	152
VII		**टिप्पणियां Notes**	153

प्रस्तावना

आर्थिक कार्य विभाग (डीईए), वित्त मंत्रालय, भारत सरकार को बाह्य सहायता के लिए बहुपक्षीय और द्विपक्षीय विकास भागीदारों के साथ ऋण और अनुदान समझौते करने के लिए नोडल विभाग के रूप में कार्य करता है। आर्थिक कार्य विभाग के सहायता लेखा एवं लेखा परीक्षा प्रभाग (एए एंड एड) को ऐसी सहायता से जुड़े वित्तीय समझौतों को लागू करने का उत्तरदायित्व सौंपा गया है। प्रभाग विकास भागीदारों से प्राप्त बाह्य ऋणों और वित्तीय सहायता के आहरण, लेखांकन, प्रबंधन और सेवाओं की देखरेख करता है, जो देश भर में विकासात्मक और सामाजिक क्षेत्र की परियोजनाओं की एक विस्तृत श्रृंखला की सहायता करता है।

सहायता लेखा एवं लेखा परीक्षा प्रभाग (एए एंड एड) भारत के बाह्य सहायता पोर्टफोलियो का एक व्यापक अवलोकन प्रदान करने के लिए वार्षिक बाह्य सहायता विवरणिका प्रकाशित करता है। यह रिपोर्ट ऋण और अनुदान के रूप में द्विपक्षीय और बहुपक्षीय स्रोतों से भारत सरकार द्वारा प्राप्त बाह्य सहायता का एक विस्तृत विवरण प्रस्तुत करती है। यह बाह्य वित्तपोषण के प्राधिकरण और अनुमोदन, बाह्य सहायता प्राप्त परियोजनाओं के तहत संवितरण, मूलधन के पुनर्भुगतान, और ब्याज और संबंधित प्रभारों की सेवा सहित इस तरह की सहायता के पूरे वित्तीय चक्र को शामिल करता है।

यह रिपोर्ट समय के साथ बाह्य सहायता और उनके प्रबंधन से उत्पन्न होने वाले वित्तीय दायित्वों का एक एकीकृत दृष्टिकोण प्रदान करती है। इसमें वित्तीय वर्ष 1951-52 की शुरुआत से संबंधित विस्तृत ऐतिहासिक डेटा को भी शामिल किया गया है, जो दशकों से लगातार भारत की बाह्य सहायता की प्रवृति का दीर्घकालिक विश्लेषण करने में सक्षम बनाता है।

यह ऐतिहासिक परिप्रेक्ष्य बदलती व्यापक आर्थिक स्थितियों, विकास प्राथमिकताओं और वैश्विक वित्तीय परिस्थितियों के संदर्भ में बाह्य विकास भागीदारों के साथ भारत की वचनबद्धता में क्रमागत वृद्धि को समझने में सुलभता लाता है। यह बाह्य सहायता की संरचना, शर्तों और उपयोग में क्रमिक परिवर्तन को भी दर्शाता है।

FOREWORD

The Department of Economic Affairs (DEA), Ministry of Finance, serves as the nodal department for entering into loan and grant agreements with multilateral and bilateral development partners for external assistance to the Government of India. The Aid Accounts and Audit Division (AA&AD) of DEA is entrusted with the responsibility of implementing the financial covenants associated with such assistance. The Division oversees the drawing, accounting, management, and servicing of external loans and financial assistance received from development partners, which support a wide range of developmental and social sector projects across the country.

AA&AD publishes the External Assistance Brochure annually to provide a comprehensive overview of India's sovereign external assistance portfolio. The report presents a detailed account of external assistance received by the Government of India from bilateral and multilateral sources in the form of loans and grants. It captures the entire financial cycle of such assistance, including authorization and approval of external financing, disbursements under externally assisted projects, repayment of principal, and servicing of interest and related charges.

The report provides an integrated view of the financial obligations arising from external assistance and their management over time. It also incorporates detailed historical data beginning from the financial year 1951–52, enabling a long-term analysis of trends in India's external assistance across successive decades

This historical perspective facilitates an understanding of the evolution of India's engagement with external development partners in the context of changing macroeconomic conditions, development priorities, and the global financial environment. It also reflects the gradual transformation in the composition, terms, and utilization of external assistance.

एक सांख्यिकीय संग्रह के रूप में, यह रिपोर्ट बाह्य सहायता के तहत प्राप्तियों, संवितरण और ऋण सेवा पर विस्तृत डेटा प्रस्तुत करती है। यह द्विपक्षीय और बहुपक्षीय भागीदारों सहित स्रोत द्वारा सहायता की संरचना; विभिन्न वित्तपोषण एजेंसियों के सापेक्ष योगदान; बाह्य संसाधनों का क्षेत्रीय और परियोजना-स्तर पर उपयोग; और समय के साथ बाह्य वित्तीय प्रवाह की प्रवृत्ति पर प्रकाश डालता है । व्यापक डेटा और दीर्घकालिक प्रवृत्ति को प्रस्तुत करके, रिपोर्ट भारत के विकासात्मक उद्देश्यों और आर्थिक विकास की सहायता करने में विदेशी वित्तपोषण की भूमिका में महत्वपूर्ण अंतर्दृष्टि प्रदान करती है।

As a statistical compendium, the report presents detailed data on receipts, disbursements, and debt servicing under external assistance. It highlights the composition of assistance by source, including bilateral and multilateral partners; the relative contribution of different funding agencies; sectoral and project-level utilization of external resources; and trends in external financial flows over time. By presenting comprehensive data and long-term trends, the report provides valuable insights into the role of external financing in supporting India's developmental objectives and economic growth

इस रिपोर्ट में निहित जानकारी का उद्देश्य साक्ष्य-आधारित नीति निर्माण, राजकोषीय योजना और सोच समझकर निर्णय लेने में सहायता करना है। अपेक्षा की जाती है कि यह रिपोर्ट नीति निर्माताओं, शोधकर्ताओं और अन्य हितधारकों के लिए एक उपयोगी संदर्भ के रूप में कारगर होगी जो भारत की बाह्य सहायता और सॉवरेन बाह्य ऋण की संरचना, विकास और प्रबंधन को समझने में रूचि रखते हैं।

The information contained in this report is intended to support evidence-based policy formulation, fiscal planning, and informed decision-making. It is expected to serve as a useful reference for policymakers, researchers, and other stakeholders seeking to understand the structure, evolution, and management of India's external assistance and sovereign external debt.

कार्यकारी सारांश

वर्ष 2025-26 के दौरान, बाह्य सहायता के लिए कुल अधिकृत राशि ₹1.25 लाख करोड़ थी और सरकारी खाते में कुल प्राप्तियाँ ₹100,684.27 करोड़ थीं, जबकि इस वर्ष के दौरान किए गए पुनर्भुगतान ₹65,504.78 करोड़ थे। तुलनात्मक रूप से, वर्ष 2024-25 संबंधित आंकड़ों में बाह्य प्राप्तियों हेतु ₹109,453.91 करोड़ और पुनर्भुगतान हेतु ₹55,444.16 करोड़ थे। वर्तमान विनिमय दर पर परिकलित सरकारी खाते में बकाया सॉवरेन बाह्य ऋण 31 मार्च 2025 को ₹8,74,307.64 करोड़ (यूएस $ 101.91 बिलियन) था, जो 31 मार्च 2026 में बढ़कर ₹9,88,644.65 करोड़ (यूएस $ 105.18 बिलियन) हो गया (विवरण-21)।

2. इन आंकड़ों में भारत सरकार द्वारा राज्य सरकारों के साथ की गई क्रमवार व्यवस्थाओं (बैक-टू-बैक अरेंजमेंट्स) के तहत दिनांक 01.04.2005 के बाद हस्ताक्षरित समझौतों के संबंध में संवितरित और बकाया ऋण भी शामिल हैं। लगभग 45 प्रतिशत बाह्य सॉवरेन ऋण को रियायती श्रेणी में रखा गया है, जिसमें अंतरराष्ट्रीय विकास संघ (आईडीए) और विभिन्न द्विपक्षीय स्रोतों से लिए गए ऋण शामिल हैं। शेष 55 प्रतिशत अंतरराष्ट्रीय पुनर्निर्माण और विकास बैंक (आईबीआरडी), एशियाई विकास बैंक (एडीबी), एशियाई अवसंरचना निवेश बैंक (एआईआईबी), यूरोपीय निवेश बैंक (ईआईबी) और न्यू डेवलपमेंट बैंक (एनडीबी) जैसे संस्थानों से लिए बाजार-आधारित ऋण हैं और इन्हें गैर-रियायती श्रेणी में रखा गया है। बाह्य वित्तपोषण के क्षेत्रवार और राज्यवार वितरण की स्थिति क्रमशः विवरण संख्या 23 और विवरण संख्या 26 में दी गई है।

3. सॉवरेन बाह्य वित्तपोषण का सारांश, जिसमें संवितरण एवं ऋणों/अनुदानों के प्राधिकरण का एजेंसीवार विवरण, संवितरित गए किए ऋण/अनुदानों की संख्या, वर्ष के दौरान हस्ताक्षरित समझौते, मूलधन की चुकौती और सरकारी खाते पर प्रतिबद्धता शुल्क का भुगतान शामिल है जो अध्याय 3 (पृष्ठ सं.12 से 14) पर दिया गया है। वर्ष 2025-26 के बाह्य वित्तपोषण विवरणिका की तैयारी के लिए अपनाई गई ऋण मुद्रा से भारतीय रुपये में दरों के रूपांतरण की विधि नोट के (पृष्ठ सं.153) पर दी गई है।

EXECUTIVE SUMMARY

During 2025–26, the total authorised amount for External assistance was ₹1.25 lakh crores and the total Receipts on Government Account amounted to ₹100,684.27 crore, while repayments made during the year were ₹65,504.78 crore. In comparison, the corresponding figures for 2024–25 were ₹109,453.91 crore for external receipts and ₹55,444.16 crore for repayments. The outstanding Sovereign External Debt on Government account, calculated at the current exchange rate, stood at ₹8,74,307.64 crore (US$ 101.91 billion) as on 31 March 2025, which increased to ₹9,88,644.65 crore (US$ 105.18 billion) as on 31 March 2026 (Statement-21).

2. These figures also include disbursed and outstanding debt in respect of agreements signed after 01.04.2005 under the back-to-back arrangements of the Government of India (GoI) with State Governments. Approximately 45 per cent of the External Sovereign Debt is classified as concessional, comprising borrowings from the International Development Association (IDA) and various bilateral sources. The remaining 55 per cent relates to market-based borrowings from institutions such as the International Bank for Reconstruction and Development (IBRD), Asian Development Bank (ADB), Asian Infrastructure Investment Bank (AIIB), European Investment Bank (EIB), and New Development Bank (NDB), and is categorized as non-concessional. The sector-wise and state-wise disbursement positions of external funding are presented in Statement No. 23 and Statement No. 26, respectively.

3. The summary of Sovereign External Funding containing the Agency-wise gist of Disbursements & Authorization of Loans/Grants, number of Disbursing Loans/Grants, Agreements signed during the year, Repayment of Principal & Payment of Commitment Charges on Government Account is given at Chapter 3 (Page No.12 to 14). The method of conversion of rates from loan currency to INR adopted for preparation of External Funding Brochure for the year 2025-26 is placed at Notes (Page No.153).

4. पुस्तिका के भाग I में प्राप्त बाह्य वित्तपोषण का संक्षिप्त ब्यौरा दिया गया है। भाग II, अनुलग्नक और विवरणों में विभिन्न स्रोतों से प्राप्त बाह्य वित्तपोषण और उसके उपयोग का ब्यौरा दिया गया है।

5. अनुलग्नक क1 से क3 में वर्ष के दौरान पूरी तरह से चुकाए गए सरकारी ऋणों (क1), पूरी तरह से संवितरित ऋणों जिनकी ऋण सेवा जारी है (क2) और दिनांक 31-03-2026 की स्थिति के अनुसार संवितरित किए गए ऋणों (क3) का देश/संस्थावार विवरण दिया गया है। इसी प्रकार, अनुलग्नक ख1 और ख2 में वर्ष के दौरान पूरी तरह से संवितरित किए गए सरकारी और गैर-सरकारी अनुदानों (ख1) और संवितरित किए गए अनुदानों (ख2) का ब्यौरा दिया गया है। अनुलग्नक ग1 से ग3 में गैर-सरकारी ऋणों, अर्थात् वर्ष के दौरान पूरी तरह से चुकाए गए सरकार के गारंटीकृत ऋण (ग1), पूरी तरह से संवितरित ऋणों जिनकी ऋण सेवा जारी है (ग2) और दिनांक 31-03-2026 तक संवितरित किए गए ऋणों (ग3) का ब्यौरा दिया गया है।

6. विस्तृत ब्यौरा को निम्नलिखित रूप में व्यवस्थित किया गया है:

- **संक्षिप्त ब्यौरा:** वित्त वर्ष 2025-26 के लिए संक्षिप्त ब्यौरा विवरण 1 से 4 में दिया गया है।

1. एजेंसी-वार मूलधन की चुकौती।
2. एजेंसी-वार संवितरण।
3. एजेंसी-वार हस्ताक्षरित समझौतों की प्रतिबद्ध राशि।
4. एजेंसी-वार प्रतिबद्धता शुल्क का भुगतान।

- **अवधि आधारित ब्यौरा:** विवरण 5 से 22 तक में सहायता प्राप्तियों, पुनर्भुगतान, ब्याज भुगतान, प्रतिबद्धता शुल्क, ऋणों के उपयोग का ब्यौरा, बाह्य ऋणों पर बकाया ऋण देयता आदि का अवधि आधारित ब्यौरा प्रदान किया गया हैं।

- **क्षेत्र-वार ब्यौरा:** विवरण 23 से 30 में सरकारी ऋणों और अनुदानों के संवितरण का क्षेत्रवार/राज्यवार ब्यौरा, अनआहरित शेष राशि का ब्यौरा, अवितरित बाह्य ऋण आदि का ब्यौरा दिया गया है।

पुस्तिका का पीडीएफ संस्करण **caaa.gov.in** और **dea.gov.in** पर उपलब्ध है।

यह प्रभाग इस रिपोर्ट को बेहतर बनाने के लिए प्रोत्साहित करता है और ईमेल **controllercaaa-dea@nic.in** के माध्यम से प्रतिक्रियाएं आमंत्रित करता है।

4. Part I of the booklet contains the snap-shot of the External Funding received. In Part II, Annexure and Statements indicate details of External Funding received from different sources and their utilization.

5. Annexures A1 to A3 contain details of country/ institution-wise details of Government Loans fully repaid during the year(A1), fully disbursed Loans wherein debt servicing is continuing (A2), disbursing Loans up to 31-03-2026 (A3). Similarly, Annexures B1 and B2 contain the details of Govt. and Non-Govt. Grants fully disbursed during the year (B1) and disbursing Grants (B2). Annexures C1 to C3 contain the details of Non-Govt. Loans i.e. Government Guaranteed loans fully repaid during the year (C1), fully disbursed Loans wherein debt servicing is continuing (C2) and disbursing Loans up to 31-03-2026 (C3).

6. The detailed information has been arranged as follows:

- **Summarized Information:** Statement 1 to 4 provides summarized Information for F.Y. 2025-26.
  1. Agency-wise repayments of principal.
  2. Agency-wise disbursement.
  3. Agency-wise committed amount of agreements signed
  4. Agency-wise payment of commitment charges.
- **Period Based Information:** Statements 5 to 22 provides period-based information of Aid Receipts, Re-payment, Interest Payment, Commitment charges, Details of Utilization of loans, Debt outstanding liability on external loans etc.
- **Sector-wise Information:** Statements 23 to 30 provides Sector-wise/state-wise details of disbursement of Govt. Loans and grants, details of undrawn balance, Undisbursed external loans etc.

The pdf version of the booklet is available at **caaa.gov.in** and **dea.gov.in.**

This division encourage and seek feedback to improve this report through email **controllercaaa-dea@nic.in.**

भाग-I — बाह्य वित्तपोषण का एजेंसी-वार संक्षिप्त विवरण

PART-I — AGENCY-WISE SNAP SHOT OF THE EXTERNAL FUNDING

अध्याय-1
द्विपक्षीय वित्तपोषण

जापान

1.1.1 जापान भारत के विकास कार्यक्रम के लिए 1958 से सरकारी विकास सहायता (ओडीए) प्रदान कर रहा है। भारत को दिया जाने वाले ऋण, अनुदान और तकनीकी सहायता के रूप में जापानी ओडीए के रूप में जापानी अंतर्राष्ट्रीय सहयोग एजेंसी (जेआईसीए) के माध्यम से प्राप्त की जा रही है। भारत के लिए जापान सबसे बड़ा द्विपक्षीय दाता है।

1.1.2 दिनांक 31 मार्च, 2026 की स्थिति के अनुसार सरकारी खाते पर चल रहे ऋण की कुल प्रतिबद्धता 3663.17 बिलियन जापानी येन थी जिसमें 2164.26 बिलियन जापानी येन संवितरित किए जा चुके हैं (अनुलग्नक क3)। जेआईसीए सहायता के माध्यम से चल रही कुछ प्रमुख परियोजनाएं "दिल्ली मास रैपिड ट्रांसपोर्ट सिस्टम परियोजना", "डेडिकेडिट फ्रेट कॉरीडोर परियोजना", "कोलकाता ईस्ट-वेस्ट मेट्रो परियोजना", "चैन्नई मेट्रो परियोजना", "बेंगलुरु जलापूर्ति एवं सीवरेज परियोजना", अहमदाबाद मेट्रो परियोजना, तमिलनाडु ट्रांसमिशन सिस्टम इम्प्रूवमेंट परियोजनाएं हैं।

1.1.3 वर्ष 2025-26 के दौरान सॉवरेन सरकारी ऋणों की तुलना में संवितरण 474.16 बिलियन जापानी येन था, जबकि पुनर्भुगतान 119.66 बिलियन जापानी येन था। 31 मार्च 2026 की स्थिति के अनुसार कुल बकाया ऋण 3853.51 बिलियन जापानी येन था (विवरण 1)।

फ्रांस

1.2.1 फ्रांस 1968 से भारत को विकास सहायता प्रदान कर रहा है। भारत फ्रैंच विकास सहयोग कार्यक्रम को दिनांक 29.09.2008 में आर्थिक कार्य विभाग द्वारा फ्रांसीसी विकास एजेंसी (एएफडी) के साथ एक समझौता ज्ञापन पर हस्ताक्षर करके पुन: शुरू किया गया था जिसे मई, 2012 में संशोधित किया गया। भारत में एएफडी वित्तपोषण के प्राथमिक क्षेत्र ऊर्जा दक्षता और नवीकरणीय ऊर्जा, शहरी अवसंरचना (सार्वजनिक परिवहन, जल आदि) और जैवविविधता संरक्षण हैं।

1.2.2 दिनांक 31 मार्च, 2026 की स्थिति के अनुसार सरकारी खातों पर चल रहे ऋण की कुल प्रतिबद्धता 1280.70 मिलियन यूरो थी जिसकी तुलना में 563.06 मिलियन यूरो संवितरित किए गए थे। (अनुलग्नक - क3)।

1.2.3 वर्ष 2025-2026 के दौरान सॉवरेन ऋणों की तुलना में संवितरण 245.33 मिलियन यूरो था, जबकि पुनर्भुगतान 93.15 मिलियन यूरो था। दिनांक 31 मार्च 2026 की स्थिति के अनुसार कुल बकाया ऋण 1386.39 मिलियन यूरो था (विवरण 1)।

जर्मनी

1.3.1 जर्मनी 1958 से भारत को वित्तीय तथा तकनीकी सहायता प्रदान कर रहा है। जर्मनी द्वारा सहायता-प्राप्त वित्तीय सहायता कार्यक्रमों को केएफडब्ल्यू (जर्मन बैंक) के माध्यम से कार्यान्वित किया जाता है और तकनीकी सहायता कार्यक्रमों को जीआईजेड (पूर्ववर्ती जीटीजेड)-जर्मनी सरकार के एक पूर्ण स्वामित्व वाले निगम के माध्यम से कार्यान्वित किया जाता है। वित्तपोषण मानक ऋण (आईडीए-पैटर्न ऋण), घटे हुए ब्याज ऋण (यूरिबोर आधारित ऋण) एवं अनुदानों के रुप में प्रदान किया जाता है। तकनीकी सहायता अनुदान के रुप में प्रदान की जाती है। सहयोग के प्राथमिक क्षेत्रों में - ऊर्जा, सतत शहरी विकास एवं पर्यावरण तथा प्राकृतिक संसाधन शामिल हैं।

1.3.2 दिनांक 31 मार्च, 2026 की स्थिति के अनुसार सरकारी खातों पर चल रहे ऋण की कुल प्रतिबद्धता 5185.36 मिलियन यूरो है जिसमें 1246.49 मिलियन यूरो संवितरित किए जा चुके हैं (अनुलग्नक क3)।

1.3.3 वर्ष 2025-2026 के दौरान सॉवरेन ऋणों की तुलना में संवितरण 579.26 मिलियन यूरो था जबकि पुनर्भुगतान 318.61 मिलियन यूरो था। दिनांक 31 मार्च, 2026 को कुल बकाया ऋण 3139.68 मिलियन यूरो है (विवरण 1)।

रूसी परिसंघ

1.4.1 भारत और रुसी परिसंघ (तत्कालीन यूएसएसआर) के बीच सहयोग की शुरूआत साठ के दशक के आरंभ में हुई थी। तमिलनाडु में कुडनकुलम परमाणु विद्युत परियोजना (केएनपीपी) भारत और रुस के बीच अंतर-सरकारी करार (आईजीए) के अंतर्गत क्रियान्वित की जा रही है। अभी तक केएनपीपी के निर्माण हेतु तीन ऋण करार/प्रोटोकोल हस्ताक्षरित किए गए हैं। 2600 मिलियन अमेरिकी डॉलर (2000 मिलियन अमेरिकी डॉलर परियोजना एवं 600 मिलियन अमेरिकी डॉलर ईंधन) मूल्य का इकाई सं.1 एवं 2 के लिए प्रथम करार जून, 1998 में हस्ताक्षरित किया गया था। 4200 मिलियन अमेरिकी डॉलर (3400 मिलियन अमेरिकी डॉलर परियोजना तथा 800 मिलियन अमेरिकी डॉलर ईंधन) मूल्य का ईकाई सं. 3 एवं 4 के लिए द्वितीय करार जुलाई, 2012 में हस्ताक्षरित किया गया। 4200 मिलियन अमेरिकी डॉलर (3400 मिलियन अमेरिकी डॉलर परियोजना तथा 800 मिलियन अमेरिकी डॉलर ईंधन) मूल्य का ईकाई सं. 5 एवं 6 के लिए तृतीय नवीनतम करार जून, 2017 में हस्ताक्षरित किया गया था।

CHAPTER - 1
BILATERAL FUNDING

JAPAN

1.1.1 Japan has been extending Official Development Assistance (ODA) for India's development programme since 1958. Japanese ODA in the form of loan, grant and technical assistance to India is received through Japan International Cooperation Agency (JICA). Japan is the largest bilateral donor to India.

1.1.2 The total commitment of ongoing loan on Govt. Account as on 31st March 2026 was JPY 3663.17 Bn., against which JPY 2164.26 Bn. has been disbursed (Annexure A3). Some of the major on-going projects through JICA assistance are 'Delhi Mass Rapid Transport System project', 'Dedicated Freight Corridor Project', 'Kolkata East-West Metro project', 'Chennai Metro project', 'Bengaluru Water Supply & Sewerage project', Ahmedabad Metro Project, TN Transmission System Improvement Projects.

1.1.3 During 2025-2026, disbursement against Sovereign Government loans was JPY 474.16 Bn., while repayment was JPY 119.66 Bn. Total outstanding debt on 31st March 2026 was JPY 3853.51 Bn. (Statement 1).

FRANCE

1.2.1 France has been extending Development Assistance to India since 1968. The Indo-French Development Cooperation Programme was revived by signing a Memorandum of Understanding by Department of Economic Affairs with the French Agency for Development (AFD) on 29.09.2008 which was further revised in May, 2012. The priority area for AFD financing in India are Energy efficiency & Renewable energy, Urban Infrastructure (Public Transport, water etc.) and preservation of biodiversity.

1.2.2 The total commitment of ongoing loan on Govt. Account as on 31st March 2026 was EURO 1280.70 Million, against which EURO 563.06 Million had been disbursed (Annex- A3).

1.2.3 During 2025-2026, disbursement against Sovereign loans was of EURO 245.33 Million, while repayments were EURO 93.15 Million. Total outstanding debt as on 31st March 2026 was EURO 1386.39 Million. (Statement 1).

GERMANY

1.3.1 Germany is providing financial and technical assistance to India since 1958. Financial programmes assisted by Germany are implemented through KFW, (German Bank) and technical assistance programmes through GIZ (earlier GTZ) - a fully-owned corporation of German Government. Funding is provided as Standard Loan (IDA-pattern loan), reduced interest loan (EURIBOR based loan) as well as grants. The technical assistance is provided in the form of grant. The priority area of Cooperation includes: - Energy, Sustainable Urban Development as well as Environment and Management of Natural Resources.

1.3.2 The total commitment of ongoing loan on Govt. Accounts as on 31st March 2026 was EURO 5185.36 Million, against which EURO 1246.49 Million had been disbursed (Annexure A3).

1.3.3 During 2025-2026, disbursement against sovereign loans was EURO 579.26 Million, while repayments was EURO 318.61 Million. Outstanding debt as on 31st March 2026 was EURO 3139.68 Million. (Statement-1).

RUSSIAN FEDERATION

1.4.1 Development cooperation between India and the Russian Federation (erstwhile USSR) started in the early sixties. Kudankulam Nuclear Power project (KNPP) in Tamil Nadu is being executed under an Inter-Governmental Agreement (IGA) between India and Russia. Till now three Credit Agreement/ protocols have been signed for construction of KNPP. The first agreement for Unit No. 1 & 2 valuing $ 2600 million (project $ 2000 million and fuel $ 600 million) was signed in June 1998. Second agreement for Unit No. 3 & 4 valuing $ 4200 million (project $ 3400 million and fuel $ 800 million) was signed in July 2012. Third the latest agreement Unit No. 5 & 6 valuing $ 4200 million (project $ 3400 million and fuel $ 800 million) was signed in June 2017.

1.4.2 31 मार्च 2026 की स्थिति के अनुसार सरकारी खातों पर चल रहे ऋणों की कुल प्रतिबद्धता 7440.00 मिलियन अमेरिकी डॉलर थी, जिसके लिए 4596.12 मिलियन अमेरिकी डॉलर संवितरित किए गए थे (अनुलग्नक क3)।

1.4.3 वर्ष 2025-2026 के दौरान, ऋण का कुल उपयोग 512.40 मिलियन अमेरिकी डॉलर था और अमेरिकी डॉलर मूल्यवर्ग ऋणों के संदर्भ में पुनर्भुगतान 117.43 मिलियन अमेरिकी डॉलर था और रुपये के संदर्भ में पुनर्भुगतान ₹27.28 करोड़ था। 31 मार्च, 2026 की स्थिति के अनुसार के अनुसार बकाया ऋण 4736.99 मिलियन अमेरिकी डॉलर और रुपये ऋण ₹315.62 करोड़ था (विवरण 1)।

कोरिया गणराज्य

1.5.1 अक्टूबर 2016 में, कोरिया गणराज्य को विकास सहयोग के लिए एक दिवपक्षीय भागीदार के रूप में स्वीकार किया गया था। भारत को आधिकारिक विकास सहायता (ओडीए) प्रदान करने के लिए दोनों सरकारों के बीच 14.06.2017 को एक ईडीसीएफ समझौते पर हस्ताक्षर किए गए थे।

1.5.2 आर्थिक विकास सहयोग निधि (ईडीसीएफ) के माध्यम से नागपुर-मुंबई सुपर कम्युनिकेशन एक्सप्रेसवे परियोजना पर इंटेलिजेंट ट्रांसपोर्ट सिस्टम की स्थापना के लिए 31 मार्च 2023 को समझौते पर हस्ताक्षर किए गए थे।

1.5.3 31 मार्च 2026 की स्थिति के अनुसार सरकारी खातों पर कुल वचनबद्धता 215.098 बिलियन वॉन थी जिसकी तुलना में कोई संवितरण नहीं किया गया (अनुलग्नक क3)।

1.5.4 वर्ष 2025-2026 के दौरान, कोई संवितरण या पुनर्भुगतान नहीं किया गया। 31 मार्च 2026 की स्थिति के अनुसार बकाया ऋण 100.00 मिलियन अमेरिकी डॉलर था (विवरण 1)।

1.4.2 The total commitment of ongoing loan on Govt. Accounts as on 31st March 2026 was $ 7440.00 Million, against which $ 4596.12 Million had been disbursed (Annexure A3).

1.4.3 During 2025-2026 total utilization of loan was $ 512.40 Million and repayment in terms of USD denominated loans was $117.43 Million and Rupee denominated loans was ₹27.28 Crores. Outstanding debt as on 31st March 2026 was $ 4736.99 Million and Rupee debt of ₹315.62 Crores (Statement 1)

REPUBLIC OF KOREA

1.5.1 In October 2016, Republic of Korea was accepted as a bilateral partner for development cooperation. An EDCF agreement was signed on 14.06.2017 between the two Governments for providing Official Development Assistance (ODA) to India.

1.5.2 A loan agreement for Establishment of Intelligent Transport System on Nagpur-Mumbai Super Communication Expressway project through Economic Development Cooperation Fund (EDCF) was signed on 31 Mar 2023.

1.5.3 The total commitment of ongoing loan on Govt. Accounts as on 31st March 2026 was WON 215.098 Bn, against which no disbursement has been made (Annexure A3).

1.5.4 During 2025-2026, no disbursement or repayment way made. Outstanding debt as on 31st March 2026 was $ 100.00 Million (Statement 1)

अध्याय-2
बहुपक्षीय विकास वित्तपोषण

एशियाई विकास बैंक (एडीबी)

2.1.1 एशियाई विकास बैंक (एडीबी) एक प्रमुख बहुपक्षीय विकास बैंक (एडीबी) है जिसकी स्थापना 1966 में की गई। भारत एशियाई विकास बैंक का संस्थापक सदस्य है तथा जापान, संयुक्त राज्य अमेरिकी और चीन गणराज्य के बाद बैंक का चौथा सबसे बड़ा शेयरधारक है।

2.1.2 भारत में एडीबी का ऋण परिचालन 1986 से शुरू हुआ था। एडीबी परियोजनाएं मुख्य रूप से या तो राज्य क्षेत्र या केन्द्रीय क्षेत्र परियोजनाओं के माध्यम से विभिन्न राज्यों में परिवहन, ऊर्जा एवं शहरी विकास क्षेत्रों में कार्यान्वित की जा रही है। इसके अलावा, कृषि, सिंचाई, वित्त, शिक्षा एवं स्वास्थ्य क्षेत्रों में भी परियोजनाएं कार्यान्वित की जा रही तथा / या प्रक्रियाधीन है।

2.1.3 31 मार्च, 2026 की स्थिति के अनुसार चालू अमेरिकी डॉलर मूल्यवर्ग के ऋण की कुल प्रतिबद्धता 17,656.43 मिलियन अमेरिकी डॉलर थी, जिसके लिए 9176.31 मिलियन अमेरिकी डॉलर संवितरित किए गए थे। 31 मार्च 2026 की स्थिति के अनुसार जेपीवाई (जापानी येन) मूल्यवर्ग वाले ऋणों की कुल प्रतिबद्धता 263.32 बिलियन जेपीवाई थी, जिसके लिए 83.28 बिलियन जेपीवाई संवितरित किए गए थे। (अनुलग्नक-क3)

2.1.4 2025-26 के दौरान, अमेरिकी डॉलर मूल्यवर्ग के ऋणों की तुलना में कुल संवितरण 2266.65 मिलियन अमेरिकी डॉलर था जबकि पुनर्भुगतान 1875.27 मिलियन अमेरिकी डॉलर था। जापानी येन मूल्यवर्ग के ऋणों के मामले में संवितरण 40.15 बिलियन जापानी येन था और कोई पुनर्भुगतान नहीं किया गया था। 31 मार्च, 2026 कि स्थिति के अनुसार बकाया ऋण 22,972.05 मिलियन अमेरिकी डॉलर था और 83.28 बिलियन जापानी येन था । (विवरण 1)।

विश्व बैंक समूह

विश्व बैंक ऋण, गारंटी, जोखिम प्रबंधन उत्पादों एवं (गैर ऋणों) विश्लेषणात्मक एवं सलाहकारी सेवाओं के माध्यम से सतत विकास प्रोत्साहित करने के विकासशील विश्व में लोगों हेतु गरीबी से लड़ने के लिए एवं उनके जीवन स्तर से सुधारने के लिए मिशन के साथ विश्व के अग्रणी विकास संस्थानों में से एक है। विश्व बैंक संयुक्त राष्ट्र की विशिष्ट एजेंसियों में से एक है। विश्व बैंक सतत रूप से विकास लक्ष्यों को प्राप्त करने के लिए अपने प्रयासों पर ध्यान केन्द्रित करता है।

भारत विश्व बैंक समूह के चार संस्थानों अर्थात् अंतर्राष्ट्रीय पुर्ननिर्माण एवं विकास बैंक (आईबीआरडी); अंतर्राष्ट्रीय विकास संघ (आईडीए); अंतर्राष्ट्रीय वित्त निगम (आईएफसी) एवं बहुपक्षीय निवेश गारंटी एजेंसी (एमआईजीए) का सदस्य है। इन संस्थानों का मुख्यालय वाशिंगटन डीसी में है। भारत आईबीआरडी (1945), आईडीए (1960) एवं आईएफसी (1956) का संस्थापक सदस्य रहा है तथा वर्ष 1994 में एमआईजीए में शामिल हुआ था। भारत शहरी, परिवहन, शिक्षा, स्वास्थ्य, सामाजिक सुरक्षा, कृषि एवं ग्रामीण विकास, सिंचाई, जलापूर्ति, विद्युत, पर्यावरण एवं वन, वित्त एवं शासन क्षेत्रों में फैली हुई विभिन्न विकासात्मक परियोजनाओं हेतु विश्व बैंक (मुख्य रूप से आईबीआरडी) से वित्तपोषण प्राप्त कर रहा है।

अंतर्राष्ट्रीय पुनर्निर्माण और विकास बैंक (आईबीआरडी)

2.2.1 अंतर्राष्ट्रीय पुनर्निर्माण और विकास बैंक (आईबीआरडी) के वित्त संसाधन अन्य स्रोतों जैसे शेयर धारकों की पूंजी और अर्जित धारिताओं सहित वित्तीय बाजार में जारी किए गए बॉन्ड और अन्य ऋण प्रतिभूतियां है। आईबीआरडी के ऋण गैर-रियायती होते हुए भी वाणिज्यिक स्रोतों की अपेक्षा सापेक्षतया अनुकूल शर्तों पर उपलब्ध होते हैं।

2.2.2 31 मार्च 2026 की स्थिति के अनुसार चल रहे अमेरिकी डॉलर मूल्यवर्ग के ऋणों की कुल प्रतिबद्धता 17266.18 मिलियन अमेरिकी डॉलर थी जिसकी तुलना में 7869.03 मिलियन अमेरिकी डॉलर संवितरित किए गए थे। 31 मार्च 2026 की स्थिति के अनुसार जेपीवाई (जापानी येन) मूल्यवर्ग वाले ऋणों की कुल प्रतिबद्धता 442.76 बिलियन जेपीवाई थी जिसके लिए 61.40 बिलियन जापानी येन संवितरित किए गए थे (अनुलग्नक-क3)।

2.2.3 वर्ष 2025-26 के दौरान, अमेरिकी डॉलर मूल्यवर्ग के ऋणों की तुलना में कुल संवितरण 1699.71 मिलियन अमेरिकी डॉलर था और पुनर्भुगतान 1467.03 मिलियन अमेरिकी डॉलर था। जेपीवाई मूल्यवर्ग के ऋणों के मामले में वितरण 27.04 बिलियन जेपीवाई था और 17 मिलियन जेपीवाई पुनर्भुगतान किया गया था। 31 मार्च, 2026 कि स्थिति के अनुसार, बकाया ऋण 21,192.94 मिलियन अमेरिकी डॉलर और 61.38 बिलियन जेपीवाई था। (विवरण 1)।

CHAPTER - 2
MULTILATERAL DEVELOPMENT FUNDING

ASIAN DEVELOPMENT BANK (ADB)

2.1.1 Asian Development Bank (ADB) is a major Multilateral Development Bank (MDB) established in 1966. India is a founding member of ADB and is the fourth largest shareholder of the Bank after Japan, USA, and the People's Republic of China.

2.1.2 ADB's lending operations in India commenced in 1986. ADB projects are primarily being implemented in transport, energy and urban development sectors across several states either through State sector or Central sector projects. In addition, projects are also being undertaken and/or are under preparation in agriculture, irrigation, finance, education and health sectors.

2.1.3. Total commitment of ongoing USD denominated Loans as on 31st March 2026 was of $ 17,656.43 Million, against which $ 9176.31 Million had been disbursed. The total commitment of JPY denominated loans as on 31st March, 2026 was JPY 263.32 Bn, against which JPY 83.28 Bn had been disbursed. (Annex- A3).

2.1.4 During 2025-26, the total disbursement against USD denominated loans was $ 2266.65 Million and repayment was of $ 1875.27 Million. In case of JPY denominated loans disbursement was of JPY 40.15 Billion and no repayments was made. Outstanding debt as on 31st March, 2026 was of USD 22,972.05 Million and JPY 83.28 Billion. (Statement 1).

WORLD BANK GROUP

The World Bank is among the world's leading development institutions with a mission to fight poverty and improve living standards for people in the developing world by promoting sustainable development through loans, guarantees, risk management products, and (non-lending) analytic and advisory services. The world Bank is one of the United Nations specialized agencies. The World Bank concentrates its efforts to achieve the Sustainable Development Goals.

India is member of four institutions of the World Bank Group viz., International Bank for Reconstruction and Development (IBRD); International Development Association (IDA); International Finance Corporation (IFC) and Multilateral Investment Guarantee Agency (MIGA). These institutions are headquartered in Washington D.C. India has been a founding member of IBRD (1945), IDA (1960) and IFC (1956) and it joined MIGA in 1994. India has been accessing funds from the World Bank (mainly through IBRD) for various developmental projects spread across Urban, Transport, Education, Health, Social Protection, Agriculture & Rural Development, Irrigation, Water Supply, Power, Environment & Forest, Finance and Governance Sectors.

INTERNATIONAL BANK FOR RECONSTRUCTION AND DEVELOPMENT (IBRD)

2.2.1 IBRD sources of finance are bonds and other debt securities in world financial markets, along-with shareholder's capital and retained earnings. IBRD loans though non-concessional, yet offer relatively favourable terms compared to commercial sources.

2.2.2 Total commitment of ongoing USD denominated Loans as on 31st March 2026 was of $ 17266.18 Million, against which $ 7869.03 Million had been disbursed. The total commitment of ongoing JPY denominated loans as on 31st March, 2026 was JPY 442.76 Bn, against which JPY 61.40 Bn had been disbursed. (Annex- A3).

2.2.3 During 2025-26, the total disbursement against USD denominated loans was $ 1699.71 Million and repayment was of $ 1467.03 Million. In case of JPY denominated loans disbursement was of JPY 27.04 Billion and repayments was JPY 17 Million. Outstanding debt as on 31st March, 2026 was of USD 21,192.94 Million and JPY 61.38 Billion. (Statement 1).

अंतर्राष्ट्रीय विकास संघ (आईडीए)

2.3.1 अंतर्राष्ट्रीय विकास संघ (आईडीए) अपने सदस्य देशों को उदार ऋण (साफ्ट लोन) (क्रेडिट) प्रदान करता है। उदार ऋण की राशि मुख्य रूप से धनी सदस्य देशों द्वारा किए गए आवधिक अंशदानों और पूर्ववर्त्ती ऋणों के पुनर्भुगतान पर निर्भर करती है।

2.3.2 आईडीए-17 के दौरान, भारत आईडीए सहायता प्राप्त करने के लिए अयोग्य (ग्रेजुएट) हुआ।

2.3.3 आईडीए की प्रतिबद्धताओं पर जिसे "क्रेडिट्स" के रूप में जाना जाता है, जिनको 30-40 वर्षों में चुकाया जा सकता है, जिसमें 5-10 वर्षों की छूट अवधि भी शामिल है। 1 जनवरी, 2019 की स्थिति के अनुसार आईडीए ऋणों (एक्सडीआर) पर 1.25% प्रतिवर्ष ब्याज तथा मिश्रित देशों पर 0.75% प्रतिवर्ष की दर से सेवा प्रभार लगाया जाता है। आईडीए अमेरिकी डॉलर ऋण के लिए (जुलाई 2015 से लागू) ब्याज दर (6 अमेरिकी डॉलर मासिक लिबोर जमा करार के समय चालू स्थायी स्प्रैड) परिवर्तनीय है। आईडीए की निधियों का प्रयोग मुख्य रूप से सामाजिक क्षेत्र की उन परियोजनाओं में किया किया जाता है जो एमडीजी की प्राप्ति में योगदान करती हैं। भारत के कुछ महत्वपूर्ण विकास कार्यक्रम जैसे पीएमजीएसवाई ग्रामीण सड़क परियोजना, राष्ट्रीय ग्रामीण जीविका परियोजना, तकनीकी/इंजीनियरिंग शिक्षा गुणवत्ता सुधार परियोजना, प्राथमिक और माध्यमिक शिक्षा परियोजना तथा टीबी नियंत्रण और राष्ट्रीय एड्स नियंत्रण सहायता परियोजना आईडीए ऋणों द्वारा आंशिक रूप से वित्तपोषित की जा रही हैं जो अधिकतर विशेष आहकरण अधिकारो में मूल्यवर्गित हैं परन्तु अमेरिकी डॉलर में संवितरित और चुकाई जाती हैं।

2.3.4 तथापि आईडीए-18 के दौरान, भारत ने "केवल-दाता राष्ट्र" बनने का निर्णय लिया। भारत ने घोषणा की थी कि वह केवल आईबीआरडी माध्यम से विश्व बैंक से निधि लेगा तथा भारत को प्रदान किये जा रहे आईडीए संसाधन अन्य आईडीए जरुरतमंद ग्राहकों की आवश्यकताओं को पूरा करने के लिए उपलब्ध होने चाहिए।

2.3.5 31 मार्च 2026 की स्थिति के अनुसार अमेरिकी डॉलर मूल्यवर्ग में ऋणों के प्रति कुल प्रतिबद्धता 281.50 मिलियन अमेरिकी डॉलर थी जिसमें से 237.28 मिलियन अमेरिकी डॉलर संवितरित किए जा चुके है। (अनुलग्नक-क3)।

2.3.6 2025-26 के दौरान एसडीआर मूल्यवर्ग के सॉवरेन ऋणों के प्रति कोई संवितरण नहीं किया गया था, जबकि पुनर्भुगतान एसडीआर 1503.69 मिलियन था। 2025-26 के दौरान अमेरिकी डॉलर मूल्यवर्ग ऋण वितरण 20.31 मिलियन अमेरिकी डॉलर था और पुनर्भुगतान 260.00 मिलियन अमेरिकी डॉलर था। 31 मार्च, 2026 की स्थिति के अनुसार बकाया ऋण 7093.60 मिलियन एसडीआर और 2809.78 मिलियन अमेरिकी डॉलर था (विवरण-1)।

अन्तर्राष्ट्रीय कृषि विकास निधि (आईएफएडी)

2.4.1 भारत कृषि विकास के लिए अन्तर्राष्ट्रीय निधि (आईएफएडी) का संस्थापक सदस्य है, जिसे 1977 में संयुक्त राष्ट्र की 13वीं विशेष एजेंसी के रूप में स्थापित किया गया था।

2.4.2 आईएफएडी ने वर्ष 1979 से कृषि, ग्रामीण विकास, जनजातीय विकास, महिलाओं का सशक्तिकरण, प्राकृतिक संसाधन प्रबंधन और ग्रामीण वित्त क्षेत्र में 35 परियोजनाओं में सहायता की है। वर्ष 2013 से ऋण 1.25 प्रतिशत की नियत ब्याज दर जमा 0.75 प्रतिशत प्रति वर्ष सेवा प्रभार और 5 वर्ष की छूट अवधि सहित 25 वर्ष की परिपक्वता अवधि वाले उपलब्ध कराए जाते हैं। तथापि, वर्ष 2013 में आईएफएडी द्वारा ऋण की नई मिश्रित अवधि की शुरुआत के पहले हस्ताक्षरित की गई उन परियोजनाओं के लिए आईएफएडी ऋण दस वर्ष की छूट अवधि सहित 40 वर्ष की अवधि से अधिक तथा बिना ब्याज प्रभार वाले पुनःभुगतान ऋण है।

2.4.3 चल रहे एसडीआर मूल्यवर्ग ऋणों में 31 मार्च 2026 की स्थिति के अनुसार कुल प्रतिबद्धता 32.40 मिलियन एसडीआर थी जिसके लिए 31.86 मिलियन एसडीआर संवितरित कर दिए गए थे। अमेरिकी डॉलर में ऋणों के मामले में कुल प्रतिबद्धता 388.36 मिलियन अमेरिकी डॉलर थी जिसमें से 75.85 मिलियन अमेरिकी डॉलर संवितरित कर दिए गए थे। (अनुलग्नक-क3)।

2.4.4 वर्ष 2025-26 के दौरान एसडीआर मूल्यवर्ग के ऋणों की तुलना में कुल संवितरण 3.27 मिलियन एसडीआर था और पुर्नभुगतान 18.88 मिलियन एसडीआर था। अमेरिकी डॉलर मूल्यवर्ग ऋणों के मामले में कुल पुनर्भुगतान 32.71 मिलियन अमेरिकी डॉलर था और पुनर्भुगतान 5.56 मिलियन अमेरिकी डॉलर था। 31 मार्च, 2026 की स्थिति के अनुसार बकाया ऋण 285.51 मिलियन एसडीआर और 121.62 मिलियन अमेरिकी डॉलर था। (विवरण 1)।

यूरोपीय निवेश बैंक (ईआईबी)

2.5.1 ईआईबी यूरोपियन संघ की ऋण देने वाली संस्था है। ईआईबी की नीतियों के अनुसार यूरोपियन संघ नीति के अनुसरण में सुदृढ़ एवं सतत परियोजनाओं हेतु दीर्घावधिक वित्तपोषण प्रदान किया जाता है। वित्तपोषण हेतु चयनित परियोजना लागत के केवल 50% तक ही वित्तपोषण प्रदान किया जाता है। भारत ने वर्ष 2016 में ईआईबी से ऋण लेना शुरू किया था। ऋण की प्रथम किस्त लखनऊ मेट्रो परियोजना के लिए ली गई थी।

INTERNATIONAL DEVELOPMENT ASSOCIATION (IDA)

2.3.1 International Development Association (IDA), extend soft loans (Credits) to its member countries. Quantum of the soft Loan depends largely on periodic contributions made by wealthier member countries and repayments from earlier Credits.

2.3.2 During IDA-17, India graduated from IDA assistance.

2.3.3 IDA commitments, which are known as “credits”, are repayable over 30-40 years including grace period of 5-10 years. As on January 1, 2019 IDA credits (XDR) carried 1.25 % p.a. interest and a service charge of 0.75% p.a. for Blend countries. For IDA $ loans, (Applicable from July, 2015) the interest rate is variable ($ 6 Month LIBOR plus fixed spread prevailing at the time of the agreement). IDA funds are used largely in social sector projects that contribute to the achievement of MDGs. Some of the India’s flagship development programs like PMGSY Rural Roads Project, National Rural Livelihoods Project, Technical/Engineering Education Quality Improvement Project, Elementary and Secondary Education Project, Tuberculosis Control and National AIDS Control Support Project are being financed in part by IDA credits, which are mostly denominated in Special Drawing Rights, but disbursed and repaid in US Dollars.

2.3.4 However during IDA-18, India decided to become to a ‘donor-only nation’. India announced that it will take funds from World Bank only through IBRD and the IDA resources being offered to India should be made available to meet the requirements of other needy IDA clients.

2.3.5 Total commitment of ongoing USD denominated Loans as on 31st March 2026 was of $ 281.50 million, against which $ 237.28 million had been disbursed. (Annex- A3).

2.3.6 During 2025-26, no disbursements against SDR denominated Sovereign loans were made, while repayment was of SDR 1503.69 million. During 2025-26 USD denominated loan disbursements $ 20.31 Million and repayments was $ 260.00 Million. Outstanding debt as on 31st March, 2026 was of SDR 7093.60 Million and $ 2809.78 Million. (Statement-1).

INTERNATIONAL FUND FOR AGRICULTURE DEVELOPMENT (IFAD)

2.4.1 India is a founder member of International Fund for Agricultural Development (IFAD) which was set up in 1977 as the 13th specialized agency of the United Nations.

2.4.2 Since 1979, IFAD has assisted in 35 Projects in agriculture, rural development, tribal development, women’s empowerment, natural resources management and rural finance sector. Loans are provided at a fixed interest rate of 1.25 percent plus a service charge of 0.75 percent per annum, with a maturity period of 25 years including a grace period of 5 years since 2013. However, for the projects which were signed prior to the introduction of a new Blend Term of loan by IFAD in 2013 IFAD loans are repayable over a period of 40 years including a grace period of ten years and carry no interest charges.

2.4.3 The total commitment of ongoing SDR denominated loans as on 31st March, 2026 was SDR 32.40 Million against which SDR 31.86 Million had been disbursed. In case of USD denominated loans, total commitment was $ 388.36 Million out of which $ 75.85 Million had been disbursed (Annex- A3).

2.4.4 During 2025-26, the total disbursements against SDR denominated loans was SDR 3.27 Million and repayment was of SDR 18.88 Million. In case of USD denominated loans disbursement was of $ 32.71 Million and repayments was $ 5.56 Million. Outstanding debt as on 31st March, 2026 was of SDR 285.51 Million and $ 121.62 Million. (Statement 1).

EUROPEAN INVESTMENT BANK (EIB)

2.5.1 EIB is the lending arm of the European Union. As per the policies of EIB long term finance extended for sound and sustainable projects in accordance with European union policy. Finance is extended only up to 50% of the project cost selected for financing. India started borrowing from EIB in 2016. First Tranche loan was taken for Lucknow Metro Project.

2.5.2 31 मार्च 2026 की स्थिति के अनुसार सरकारी खातों पर चल रहे ऋण की कुल प्रतिबद्धता 2865.50 मिलियन यूरो थी जिसमें से 1050.00 मिलियन यूरो संवितरित कर दिए गए थे (अनुलग्नक-क3)।

2.2.3 वर्ष 2025-26 के दौरान सावरेन ऋण की तुलना में संवितरण 425.00 मिलियन यूरो था जबकि पुनर्भुगतान 46.53 मिलियन यूरो था। 31 मार्च, 2026 की स्थिति के अनुसार बकाया ऋण 1842.94 मिलियन यूरो था (विवरण-1)।

न्यू डवलपमेंट बैंक (एनडीबी)

2.6.1 न्यू डेवलपमेंट बैंक की स्थापना ब्रिक्स (ब्राजील, रुस, भारत, चीन और दक्षिण अफ्रीका) द्वारा ब्रिक्स और अन्य ईएमडीसी में अवसंरचना और सतत विकास परियोजनाओं के संसाधन जुटाने के उद्देश्य हेतु वर्ष 2015 में की गई थी।

2.6.2 31 मार्च, 2026 की स्थिति के अनुसार सरकारी खातों पर चल रहे ऋणों की कुल प्रतिबद्धता 4509.14 मिलियन अमेरिकी डॉलर थी जिसमें से 2062.42 मिलियन अमेरिकी डॉलर संवितरित कर दिए गए (अनुलग्नक क3)।

2.6.3 वर्ष 2025-26 के दौरान सावरेन-ऋण के लिए 676.91 मिलियन अमेरिकी डॉलर संवितरित किए गए जबकि पुनर्भुगतान 163.32 मिलियन अमेरिकी डॉलर था। 31 मार्च, 2026 की स्थिति के अनुसार बकाया ऋण 4823.93 मिलियन अमेरिकी डॉलर था (विवरण-1)।

एशियाई अवसंरचना निवेश बैंक (एआईआईबी)

2.7.1 एशियाई अवसंरचना निवेश बैंक (एआईआईबी) एक बहुपक्षीय विकास बैंक है जिसकी स्थापना दिसंबर, 2015 में हुई थी और पूरे एशिया तथा उसके बाहर सामाजिक एवं आर्थिक विकास को बढ़ावा देने के लिए अवसंरचना विकास के लिए वित्त प्रदान करने के उद्देश्यों के साथ इसने अपना संचालन जनवरी, 2016 में शुरू किया। बैंक का निवेश संचालन मुख्य अवसंरचना अर्थात् ऊर्जा, विद्युत, यातायात, शहरी, ग्रामीण, अवसंरचना और कृषि विकास, पर्यावरण संरक्षण, आईसीटी, जन स्वास्थ्य, आर्थिक तन्यकता, वित्त/नकदी, जल इत्यादि पर केंद्रित है।

2.7.2 31 मार्च, 2026 की स्थिति के अनुसार सरकारी खातों पर चल रहे ऋणों की कुल प्रतिबद्धता 7497.36 मिलियन अमेरिकी डॉलर थी, इसमें से कुल 3781.73 मिलियन अमेरिकी डॉलर संवितरित किए गए थे (अनुलग्नक क-3)।

2.7.3 वर्ष 2025-26 के दौरान, सावरेन ऋण के लिए 1042.56 मिलियन अमेरिकी डॉलर का संवितरण किया गया जबकि पुनर्भुगतान 244.00 मिलियन अमेरिकी डॉलर था। 31 मार्च, 2026 की स्थिति के अनुसार बकाया ऋण 5586.33 मिलियन अमेरिकी डॉलर था (विवरण-1)।

एड्स, क्षयरोग (टी.बी.) और मलेरिया से लड़ने के लिए वैश्विक निधि (जीएफएटीएम)

2.8.1 वैश्विक निधि एक वैश्विक सार्वजनिक/निजी भागीदारी है जो कि अतिरिक्त संसाधनों को जुटाने और संवितरित करने के लिए समर्पित निधि है ताकि एड्स, क्षयरोग (टी.बी.) और मलेरिया (जीएफएटीएस) का निवारण और उपचार किया जा सके। सरकारों,सिविल सोसाइटी, निजी क्षेत्र और प्रभावित समुदायों के बीच भागीदारी, अन्तर्राष्ट्रीय स्वास्थ्य वित्तपोषित की नई अवधारणाओं को दर्शाती है। यह वैश्विक निधि अन्य द्विपक्षीय और बहुपक्षीय संगठनों के साथ नजदीकी सहयोग से कार्य करती है ताकि तीनों रोगों से संबंधित मौजूदा प्रयासों में सहायता की जा सके। वैश्विक निधि तीन रोगों से निपटने के मौजूदा प्रयासों को पूरा करने के लिए अन्य द्विपक्षीय और बहुपक्षीय संगठनों के साथ मिलकर कार्य करती है।

2.8.2 वर्ष 2025-26 के दौरान अनुदानों का संवितरण 70.25 मिलियन अमेरिकी डॉलर था।

संयुक्त राष्ट्र विकास कार्यक्रम (यूएनडीपी)

2.9.1 यूएनडीपी राष्ट्र (कंट्री) कार्यक्रम 2023-27 भारत की राष्ट्रीय प्राथमिकताओं और वैश्विवक प्रतिबद्धताओं के अनुरूप हैं, जिसमें पंद्रह वर्षीय विजन (2017-2032) सात वर्षीय कार्यनीति (2017-24) और तीन वर्षीय कार्य एजेंडा (2017-2020) शामिल हैं। यह भारत सरकार-यूएन सतत विकास सहयोग फ्रेंमवर्क (यूएनएसडीसीएफ) 2023-27 और यूएनडीपी की वैश्विक कार्यनितिक योजना 2022-25 के साथ पूर्ण रूप से संरेखित है।

2.9.2 वर्ष 2025-26 के दौरान, अनुदान का संवितरण था।

यूएनडीपी-जीईएफ

2.10.1 भारत में यूएनडीपी-जीईएफ साझेदारी हरित विकास के उद्देश्य से परियोजनाओं के माध्यम से जलवायु परिवर्तन, जैव विविधता और सतत भूमि प्रबंधन पर क्रेंद्रित है। मुख्य पहलों में स्थाई ई-कचरा प्रबंधन के लिए 120 मिलियन अमेरिकी डॉलर की परियोजना, स्थानीय संरक्षण के लिए अनुदान कार्यक्रम (एसजीपी) और भूमिक्षरण तटस्थता प्राप्त करने के प्रयास शामिल हैं।

2.10.2 वर्ष 2025-26 के दौरान, अनुदान का संवितरण था।

2.5.2 The total commitment of ongoing loan on Govt. Accounts as on 31st March 2026 was of EURO 2865.50 Million, out of which EURO 1050.00 Million had been disbursed (Annex-A3).

2.5.3 During 2025-26, disbursement against Sovereign loans was of EURO 425.00 Million, while repayment was of EURO 46.53 Million. Outstanding debt as on 31st March 2026 was EURO 1842.94 Million. (Statement-1).

NEW DEVELOPMENT BANK (NDB)

2.6.1 New Development Bank was established in 2015 by BRICS (Brazil, Russia, India, China & South Africa) with a purpose for mobilizing resources of infrastructure and sustainable development projects in BRICS and other EMDCs.

2.6.2 The total commitment of ongoing loan on Govt. Accounts as on 31st March 2026 was $ 4509.14 Million, out of which $ 2062.42 Million had been disbursed (Annex-A3).

2.6.3 During 2025-26, disbursement against Sovereign loans was $ 676.91 Million, while repayment was $ 163.32 Million. Outstanding debt as on 31st March 2026 was $ 4823.93 Million. (Statement-1).

ASIAN INFRASTRUCTURE INVESTMENT BANK (AIIB)

2.7.1 Asian Infrastructure Investment Bank (AIIB) a multilateral development bank was established in December 2015 and started its operation in January 2016 with the objective to provide finances for infrastructure development to promote social and economic development across Asia and beyond. The investment operation of the bank focuses on the key infrastructure viz. energy, power, transport, urban, rural, infrastructure and agriculture development, environmental protection, ICT, public health, economic resilience, finance/liquidity water, etc.

2.7.2 The total commitment of ongoing loan on Govt. Accounts as on 31st March 2026 was $ 7497.36 Million, out of which $ 3781.73 Million had been disbursed (Annex-A3).

2.7.3 During 2025-26, disbursement against Sovereign loans was $ 1042.56 Million. while repayment was $244.00 Million. Outstanding debt as on 31st March 2026 was $ 5586.33 Million. (Statement-1).

GLOBAL FUND TO FIGHT AIDS, TUBERCULOSIS AND MALARIA (GFATM)

2.8.1 The Global fund is a global public/private partnership dedicated fund to attract and disburse additional resources to fight AIDS, Tuberculosis and Malaria (GFATM). The partnership between Government, Civil Society, Private Sector and affected communities represents a new approach in International Health financing. The Global Fund works in close collaboration with other Bilateral and Multilateral Organizations to supplement existing efforts dealing with the three diseases.

2.8.2. During 2025-26, disbursement of grant was of $ 70.25 Million.

UNITED NATIONS DEVELOPMENT PROGRAMME (UNDP)

2.9.1 UNDP Country Programme 2023-27 aligns with India's national priorities and global commitments, including the fifteen Year Vision (2017-2032), Seven Year Strategy (2017-24) and Three-Year Action Agenda (2017-2020). It is fully aligned with the Government of India-UN Sustainable Development Cooperation Framework (UNSDCF) 2023-27 and UNDP's Global Strategic Plan 2022-25.

2.9.2. During 2025-26, no disbursement of grant was made.

UNDP-GEF

2.10.1 The UNDP-GEF partnership in India focuses on climate change, biodiversity, and sustainable land management through projects aimed at green development. Key initiatives include a $120 million project for sustainable e- waste management, the Small Grants Programme (SGP) for local conservation, and efforts to achieve land degradation neutrality.

2.10.2. During 2025-26, no disbursement of grant was made.

अध्याय-3

2025-26 के दौरान सरकारी खाते पर सॉवरेन बाह्य वित्तपोषण, हस्ताक्षरित समझौते, मूलधन की चुकौती और प्रतिबद्धता प्रभार का सारांश

CHAPTER - 3

SUMMARY OF SOVEREIGN EXTERNAL FUNDING, AGREEMENTS SIGNED, REPAYMENT OF PRINCIPAL AND PAYMENT OF COMMITMENT CHARGES ON GOVERNMENT ACCOUNTING DURING 2025-26

2025-2026 में बाह्य सॉवरेन वित्तपोषण का एजेंसी-वार सारांश (सरकारी खाते पर)
AGENCY-WISE SUMMARY OF EXTERNAL SOVEREIGN FUNDING IN 2025-2026 (on Govt. Account)

स्त्रोत	Source	संवितरित ऋण/ अनुदान (संख्या) Disbursing Loans/ Grants (Nos.)	संवितरित राशि (₹ करोड़ में) Amount disbursed (₹in Crores)
ऋण	**LOANS**		
बहुपक्षीय	**Multilateral**		
एशियाई विकास बैंक	Asian Development Bank	70	22,520.99
एशियाई अवसंरचना निवेश बैंक	Asian Infrastructure Investment Bank	21	9,227.68
यूरोपीय निवेश बैंक	European Investment Bank	3	4,433.34
अंतर्राष्ट्रीय पुनर्निर्माण एवं विकास बैंक	International Bank for Reconstruction and Development	74	16,554.48
अंतर्राष्ट्रीय विकास संगठन	International Development Association	1	142.00
अंतर्राष्ट्रीय कृषि विकास निधि	International Fund for Agricultural Development	7	329.94
न्यू डेवलपमेन्ट बैंक	New Development Bank	18	5,949.56
अंतर्राष्ट्रीय विकास ओपेक कोष	OPEC Fund for International Development	1	111.17
कुल	**Total**	**195**	**59,269.16**
द्विपक्षीय	**Bilateral**		
फ्रांस	France	8	2,438.40
जर्मनी	Germany	32	5,829.57
जापान	Japan	101	27,853.52
रुसी परिसंघ	Russian Federation	4	4,501.12
कुल	**Total**	**145**	**40,622.61**
कुल (ऋण)	**Total(Loans)**	**340**	**99,891.77**
अनुदान	**GRANTS**		
बहुपक्षीय	**Multilateral**		
एशियाई विकास बैंक	Asian Development Bank	3	13.68
ग्लोबल फंड	Global Fund	3	625.99
अंतर्राष्ट्रीय पुनर्निर्माण एवं विकास बैंक	International Bank for Reconstruction and Development	0	22.00
अंतर्राष्ट्रीय कृषि विकास निधि	International Fund for Agricultural Development	1	0.77
न्यू डेवलपमेन्ट बैंक	New Development Bank	1	2.16
कुल	**Total**	**8**	**664.60**
द्विपक्षीय	**Bilateral**		
जर्मनी	Germany	15	116.92
जापान	Japan	2	10.99
कुल	**Total**	**17**	**127.91**
कुल (अनुदान)	**Total(Grants)**	**25**	**792.51**
कुल योग (ऋण + अनुदान)	***Grand Total (Loans+Grants)***	***365***	***100,684.28***

2025-26 के दौरान (सरकारी खाते पर) हस्ताक्षरित एजेंसीवार समझौते
AGENCY-WISE AGREEMENTS SIGNED (on Government Account) DURING 2025-2026

स्त्रोत	Source	हस्ताक्षरित ऋण / अनुदान संख्या Loans/Grants Signed (Nos.)	ऋण मुद्रा Loan Currency	राशि (ऋण मुद्रा मिलियन में) Amount (LC In Million)
बहुपक्षीय	**Multilateral**			
एशियाई विकास बैंक	Asian Development Bank	2	JPY	72,221.45
एशियाई विकास बैंक	Asian Development Bank	18	USD	4,498.66
एशियाई अवसंरचना निवेश बैंक	Asian Infrastructure Investment Bank	5	USD	1,515.33
यूरोपीय निवेश बैंक	European Investment Bank	3	EUR	475.50
अंतर्राष्ट्रीय पुनर्निर्माण एवं विकास बैंक	International Bank for Reconstruction and Development	5	JPY	205,953.90
अंतर्राष्ट्रीय पुनर्निर्माण एवं विकास बैंक	International Bank for Reconstruction and Development	14	USD	2,914.65
अंतर्राष्ट्रीय कृषि विकास निधि	International Fund for Agricultural Development	1	USD	45.78
न्यू डेवलपमेन्ट बैंक	New Development Bank	3	USD	820.03
अंतर्राष्ट्रीय विकास ओपेक निधि	OPEC Fund for International Development	1	USD	84.00
कुल	**Total**	**52**		
द्विपक्षीय	**Bilateral**			
फ्रांस	France	1	EUR	82.00
जर्मनी	Germany	8	EUR	360.00
जापान	Japan	7	JPY	183,746.00
कुल	**Total**	**16**		
कुल योग	***Grand Total***	***68***		

2025-26 के दौरान मूलधन (सरकारी खाते पर) की एजेंसी-वार चुकौती
AGENCY-WISE REPAYMENT OF PRINCIPAL (on Government Account) DURING 2025-2026

स्त्रोत	Source	प्रभावित ऋणों की संख्या No of Loans Effected	राशि (₹ करोड़ में) Amount (Rs. In Crore)
बहुपक्षीय	**Multilateral**		
एशियाई विकास बैंक	Asian Development Bank	167	16,439.99
एशियाई अवसंरचना निवेश बैंक	Asian Infrastructure Investment Bank	11	2,159.44
ईईसी (एसएसी)	E.E. C.(SAC)	1	10.87
यूरोपीय निवेश बैंक	European Investment Bank	4	474.47
अंतर्राष्ट्रीय पुनर्निर्माण एवं विकास बैंक	International Bank for Reconstruction and Development	107	12,989.01
अंतर्राष्ट्रीय विकास संगठन	International Development Association	340	20,225.30
अंतर्राष्ट्रीय कृषि विकास निधि	International Fund for Agricultural Development	36	273.35
न्यू डेवलपमेन्ट बैंक	New Development Bank	13	1,476.29
अंतर्राष्ट्रीय विकास ओपेक निधि	OPEC Fund for International Development	1	14.93
कुल	**Total**	**680**	**54,063.65**
द्विपक्षीय	**Bilateral**		
फ्रांस	France	59	969.78
जर्मनी	Germany	148	3,241.31
जापान	Japan	180	7,053.16
रूसी परिसंघ	Russian Federation	2	63.94
संयुक्त राष्ट्र अमेरिका	United States of America	13	112.95
कुल	**Total**	**402**	**11,441.14**
कुल योग	***Grand Total***	***1082***	***65,504.79***

2025-26 के दौरान (सरकारी खाते पर) प्रतिबद्धता प्रभार का एजेंसी-वार भुगतान

AGENCY-WISE PAYMENT OF COMMITMENT CHARGES (on Government Account) DURING 2025-2026

स्त्रोत	Source	राशि (₹ करोड़ में) Amount (Rs. In Crore
बहुपक्षीय	**Multilateral**	
एशियाई विकास बैंक	Asian Development Bank	90.58
एशियाई अवसंरचना निवेश बैंक	Asian Infrastructure Investment Bank	71.51
अंतर्राष्ट्रीय पुनर्निर्माण एवं विकास बैंक	International Bank for Reconstruction and Development	142.39
न्यू डेवलपमेन्ट बैंक	New Development Bank	18.26
अंतर्राष्ट्रीय विकास ओपेक निधि	OPEC Fund for International Development	1.86
कुल	**Total**	**324.60**
द्विपक्षीय	**Bilateral**	
फ्रांस	France	0.53
जर्मनी	Germany	75.48
जापान	Japan	1.46
कुल	**Total**	**77.47**
कुल योग	***Grand Total***	***402.07***

भाग-II — बाह्य वित्तपोषण का विवरण

PART-II — DETAILS OF EXTERNAL FUNDING

अनुलग्नक - क1
ANNEXURE - A1

वर्ष 2025-2026 के दौरान देशवार/संस्थावार पूर्णत: चुकाए गए ऋण/उधार के ब्यौरे दर्शाने वाला विवरण (सरकारी ऋण)
STATEMENT SHOWING COUNTRY/INSTITUTION-WISE DETAILS OF FULLY REPAID LOANS/CREDITS DURING 2025-2026 (GOVT. LOANS)

क्र. संख्या Sl. No.	ऋण ब्यौरा/योजना वार Loan Details/Planwise	प्राप्त ऋण Loan Availed	चुकाया गया ऋण Loan Repaid	प्रदत्त ब्याज/अन्य प्रभार की अदायगी Interest/Other Charges Paid
	एशियन डेवलपमेंट बैंक			
	मुद्राः अमेरिकी डॉलर हजारों में			
	Asian Development Bank			
	Currency : Thousands U S Dollars			
	1997-2002 Ninth Five Year Plan			
1	1813-IND Calcutta Environmental Improvement Project (Dec 18 2001)	162707	162707	43818
Total		**162707**	**162707**	**43818**
	2002-2007 Tenth Five Year Plan			
2	2293-IND Kolkata Environmental Imp. Project....supplementary (Feb 21 2007)	79062	79062	14338
Total		**79062**	**79062**	**14338**
	2020-2021 For Financial Year			
3	3916-IND COVID-19 Active Response and Expenditure Support Program (Apr 28 2020)	1000000	1000000	138029
Total		**1000000**	**1000000**	**138029**
Grand Total		**1241770**	**1241770**	**196185**
	फ्रांस			
	मुद्राः यूरो हजारों में			
	France			
	Currency : Thousands Euros			
	1991-1992 Yearly Plan			
1	FRGL3604E SCCL-Blasting Gallary Method in GDK(FF149.4M) (Jan 23 1992)	10002	10002	4404
2	FRGL3605E Implementation of Indo-French Training Centre (Dec 24 1991)	755	755	351
Total		**10757**	**10757**	**4755**
	1992-1997 Eigth Five Year Plan			
3	FRGL3607E DOT-High Speed Digital Data Link(149.4M dt13.12.91 (Nov 5 1992)	2654	2654	1230
4	FRGL3610E Pilot Proj. Solor Energy Based Minor Irrigation (May 21 1993)	777	777	349
5	FRGL3613E Setting up of Ground Water Data Base Mana. Pr. II (Jun 30 1993)	134	134	56
6	FRGL3708E Implementation of Kottadih project to complete Project (Jan 13 1994)	1292	1292	473
Total		**4857**	**4857**	**2108**
Grand Total		**15614**	**15614**	**6862**
	जर्मनी			
	मुद्राः यूरो हजारों में			
	Germany			
	Currency : Thousands Euros			
	2012-2017 Twelfth Five Year Plan			
1	11178503 Nagpur Metro Project (Apr 1 2016)	107800	107800	7720
Total		**107800**	**107800**	**7720**
Grand Total		**107800**	**107800**	**7720**
	अन्तरराष्ट्रीय पुनर्निर्माण और विकास बैंक			
	मुद्राः अमेरीकी डॉलर हजारों में			
	International Bank for Reconstruction and Development			
	Currency : Thousands U S Dollars			
	2002-2007 Tenth Five Year Plan			
1	4796-IN Maharashtra Water Sector Improvement Pr. (Aug 19 2005)	298278	298278	47332
2	4798-IN Third Tamilnadu Urban Development Project (Sep 14 2005)	290697	290697	46272
Total		**588975**	**588975**	**93604**
Grand Total		**588975**	**588975**	**93604**

क्र. संख्या Sl. No.	ऋण ब्यौरा/योजना वार Loan Details/Planwise	प्राप्त ऋण Loan Availed	चुकाया गया ऋण Loan Repaid	प्रदत्त ब्याज/अन्य प्रभार की अदायगी Interest/Other Charges Paid

अन्तरराष्ट्रीय विकास संघ
मुद्राः अमेरिकी डॉलर हजारों में
International Development Association
Currency : Thousands U S Dollars

1974-1978 Fifth Five Year Plan					
1	0598-IN	Fertilizer Project (Dec 31 1975)	101883	101883	21856
2	0604-IN	Fourth Power Transmission Project (Jan 22 1976)	149866	149866	31610
3	0609-IN	MP Forest Assistance Project (Feb 26 1976)	3028	3028	662
4	0610-IN	Integrated Cotton Development Project (Feb 26 1976)	17994	17994	3688
5	0616-IN	Eleventh Industrial Imports Program (Feb 26 1976)	200000	200000	48537
Total			**472770**	**472770**	**106354**
Grand Total			**472770**	**472770**	**106354**

मुद्राः विशेष आहरण अधिकार हजारों में
Currency : Thousands Special Drawing Right

1990-1991 Yearly Plan					
6	2158-IN	Second Tamilnadu Nutrition Project (Sep 14 1990)	48189	48189	7259
7	2173-IN	Integrated Child Dev. Services (Oct 23 1990)	56660	56660	8096
8	2179-IN	A.P.Cyclone Emergency Reconstruction Project (Oct 23 1990)	126100	126100	21262
Total			**230949**	**230949**	**36618**
1991-1992 Yearly Plan					
9	2215-IN	Agricultural Development Project (Apr 17 1991)	62489	62489	9254
10	2223-IN	Second Technical Education Project (Dec 16 1991)	169087	169087	23163
11	2234-IN	Maharashtra Rural Water Supply Program (Jun 5 1991)	69406	69406	10195
12	2241-IN	Dam Safety Project (Jun 10 1991)	62110	62110	8722
13	2252-IN	Industrial Pollution Control Program (Jul 8 1991)	16752	16752	2346
14	2329-IN	Shrimp and Fish Culture Project (Jan 29 1992)	19250	19250	2596
Total			**399095**	**399095**	**56276**
1997-2002 Ninth Five Year Plan					
15	2964-IN	Malaria Control Project (Jul 30 1997)	81133	81133	9826
16	2986-IN	Coal Sector Rehabilitation Project (Mar 19 1998)	1054	1054	150
17	3012-IN	Third District Primary Education (Feb 23 1998)	91903	91903	10946
18	3013-IN	U.P. Basic Education Project II (Mar 3 1998)	43644	43644	6245
19	3018-IN	U.P.Forestry Project (Dec 30 1997)	33149	33149	4375
20	3048-IN	National Agricultural Technology (Jun 22 1998)	73800	73800	9748
21	3053-IN	Kerala Forestry Project (Aug 13 1998)	21660	21660	2899
22	3103-IN	AP Economic Restructuring Project (Feb 4 1999)	171798	171798	22720
23	3106-IN	U.P.Diversified Agri. Support Project (Jul 30 1998)	37200	37200	4996
24	N018-IN	Reproductive & Child Health Pj. (Jul 30 1997)	179101	179101	22291
25	N041-IN	Orissa Health Systems Development (Aug 13 1998)	51919	51919	6210
26	N042-IN	Woman and Child Development Project (Jul 6 1999)	190354	190354	23796
Total			**976715**	**976715**	**124202**
2002-2007 Tenth Five Year Plan					
27	N018-1-IN	Reproductive and Child Health Project-Supl. Financ (Mar 26 2003)	9454	9454	1027
Total			**9454**	**9454**	**1027**
Grand Total			**1616213**	**1616213**	**218123**

क्र. संख्या Sl. No.	ऋण ब्यौरा/योजना वार Loan Details/Planwise	प्राप्त ऋण Loan Availed	चुकाया गया ऋण Loan Repaid	प्रदत्त ब्याज/अन्य प्रभार की अदायगी Interest/Other Charges Paid
	जापान			
	मुद्राः जापानी येन मिलियन में			
	Japan			
	Currency : Millions Japanese Yen			
	1992-1997 Eigth Five Year Plan			
1	IDP-108 Anpara Power Transmission System II (Jan 25 1996)	8055	8055	3226
2	IDP-109 Bangalore Water Supply & Sewerage Project (Jan 25 1996)	23047	23047	6672
3	IDP-111 Attappady Wasteland Comprehensive Environment (Jan 25 1996)	4867	4867	912
4	IDP-112 Gujarat Afforest. & Development Project (Jan 25 1996)	15732	15732	5465
5	IDP-113 Kurnool-Cuddapah Canal Modernisation Project (Jan 25 1996)	15729	15729	4816
Total		**67429**	**67429**	**21091**
Grand Total		**67429**	**67429**	**21091**
	संयुक्त राज्य अमेरीका			
	मुद्राः अमेरीकी डॉलर हजारों में			
	United States of America			
	Currency : Thousands U S Dollars			
	1980-1985 Sixth Five Year Plan			
1	386-T-230B MP Social Forestry Dt.20-11-81 (Nov 20 1981)	3860	3860	2721
2	386-T-233 Integrated Child Development (Sep 15 1983)	2000	2000	1382
3	386-T-233A Integrated Child development Project (Sep 15 1983)	4344	4344	2778
4	386-T-235A M.P.Minor Irrigation Project (Jul 30 1983)	7600	7600	5083
5	386-T-236 Irrigation Training & Management (Jul 30 1983)	10000	10000	6368
6	386-T-238 Hill Areas Land and Development (Jul 31 1984)	12928	12928	8577
7	386-T-238A Hill Area Land Development (Jul 31 1984)	3251	3251	3686
8	386-T-238B Hill Area Land and Development (Jul 31 1984)	5000	5000	3249
9	386-T-239 Maharashtra Minor Irrigation (Jul 31 1984)	24899	24899	16581
10	386-T-239A Maharashtra Minor Irrigation Project (Jul 3 1984)	9982	9982	6084
Total		**83864**	**83864**	**56508**
	1985-1990 Seventh Five Year Plan			
11	386-T-240 National Social Forestry (Jun 26 1985)	16400	16400	11499
12	386-T-240A National Social Forestry (Jun 26 1985)	21000	21000	11604
13	386-T-240B National Social Forestry (Jun 26 1985)	11500	11500	7977
Total		**48900**	**48900**	**31081**
Grand Total		**132764**	**132764**	**87589**

अनुलग्नक - क2
ANNEXURE - A2

दिनांक 31 मार्च, 2026 तक प्राप्त देशवार/संस्थावार पूरी तरह से संवितरित ऋण/उधार (सरकारी ऋण) के ब्यौरे दर्शाने वाला विवरण जिसके लिए ऋण सेवाएं चल रही हैं

STATEMENT SHOWING DETAILS OF COUNTRY/INSTITUTION-WISE FULLY DISBURSED LOANS/ CREDITS RECEIVED UPTO MARCH 31, 2026 (GOVT. LOANS) FOR WHICH DEBT. SERVICES IS ONGOING

क्र. संख्या	ऋण ब्यौरा/योजना वार	दिनांक 31.3.2026 तक प्राप्त की गई ऋण राशि	मूलधन की पुनःअदायगी Principal Repaid		दिनांक 31.3.2026 की स्थिति के अनुसार बकाया समापन ऋण	ब्याज और अन्य प्रभारों का भुगतान Payment of Interest & Other Charges	
Sl. No.	Loan Details/ Planwise	Loan Amt. Availed Upto 31/03/2026	During 2025-2026 2025-2026 के दौरान	Upto 31/03/2026 दिनांक 31.3.2026 तक	Closing Debt Outstanding as on 31.3.2026	During 2025-2026 वर्ष 2025-2026 के दौरान	Upto 31/03/2026 दिनांक 31.3.2026 तक

एशियन डेवलपमेंट बैंक
मुद्राः अमेरिकी डॉलर हजारों में
Asian Development Bank
Currency : Thousands U S Dollars

2017-2018 For Financial Year

1	3386-IND Uttar Pradesh Major District Roads Improvement Project (Jun 27 2017)	195000	9759	43728	151272	8655	37957
2	3528-IND Madhya Pradesh Urban Services Improvement Project (Jun 19 2017)	250000	12321	35785	214215	11289	42056
3	3534-IND Rajasthan State Highway Investment Program-Project 1 (Jul 3 2017)	193763	3683	3683	190080	10582	49689
4	3549-IND Sustainable Coastal Protection and Management Investment Program - Project (Oct 26 2017)	46246	3083	10791	35455	1986	9841
5	3563-IND Second West Bengal Development Finance Program (Oct 24 2017)	300000	25000	137500	162500	9331	59798
6	3611-IND Second Rural Connectivity Investment Program - Project 1 (Jan 30 2018)	190730	9536	28609	162121	9106	41636
7	3612-IND Bihar Urban Development Investment Program Tranche 2 (Feb 23 2018)	34102	1705	5115	28987	1652	7244
8	3623-IND Railway Sector Investment Program-Project 3 (Mar 16 2018)	120000	8000	24000	96000	5363	24436
Total		**1329842**	**73088**	**289211**	**1040630**	**57963**	**272656**

2018-2019 For Financial Year

9	3539-IND Odisha Skill Development Project (Dec 3 2018)	69440	4805	10871	58569	3098	8485
10	3624-IND Assam Urban Infra Investment Ptogram - Project 2 (Mar 8 2019)	23424	1171	2342	21082	1181	4848
11	3689-IND Kolkata Environmental Improvement Investment Program - Tranche-3 (Oct 3 2018)	71431	4796	11480	59951	3271	12544
12	3690-IND SASEC Road Connectivity Investment Program- Proj 2 (Oct 1 2018)	120873	8058	20146	100728	5537	23737
13	3703-IND Second Rural connectivity Investment Program -Project 2 (Oct 5 2018)	86885	4344	10861	76025	4121	19747
14	3717-IND Infrastructure Development Investment Program for Tourism-Project-4 (Dec 10 2018)	19044	374	871	18173	978	4329
15	3726-IND Karnataka Integrated Urban Water Management Investment Program-Project-2 (Nov 27 2018)	64989	3256	6381	58608	3328	11810
16	3733-IND Himachal Pradesh Clean Energy Transmission Invest Prog Proj-3 (Nov 16 2018)	79927	3996	7993	71934	4119	16253
17	3738-IND Bihar State Highway III Project (Additional Financing) (Nov 26 2018)	145751	7295	14446	131305	7361	28519
18	3755-IND Assam Integrated Flood and Riverbank Erosion Risk Management Invest.Prog.-2 (Dec 13 2018)	37599	2507	5013	32586	1819	7782
Total		**719364**	**40603**	**90403**	**628961**	**34813**	**138053**

2019-2020 For Financial Year

19	3805-IND Maharashtra Rural Connectivity Improvement Project (Sep 6 2019)	164399	8011	11880	152518	8158	31561
20	3815-IND Rajasthan State Highway InvestmentProgram - Project 2 (Oct 11 2019)	165221	7934	11457	153765	8055	26063

क्र. संख्या	ऋण ब्यौरा/योजना वार	दिनांक 31.3.2026 तक प्राप्त की गई ऋण राशि	मूलधन की पुनःअदायगी Principal Repaid		दिनांक 31.3.2026 की स्थिति के अनुसार बकाया समापन ऋण	ब्याज और अन्य प्रभारों का भुगतान Payment of Interest & Other Charges	
Sl. No.	**Loan Details/ Planwise**	**Loan Amt. Availed Upto 31/03/2026**	**During 2025-2026** 2025-2026 के दौरान	**Upto 31/03/2026** दिनांक 31.3.2026 तक	**Closing Debt Outstanding as on 31.3.2026**	**During 2025-2026** वर्ष 2025-2026 के दौरान	**Upto 31/03/2026** दिनांक 31.3.2026 तक
21	3836-IND Karnataka Integrated and Sustainable Water Resurces Mgt Inves. Pgm. Prj 2 (Nov 18 2019)	67981	4538	6718	61263	3307	9515
Total		**397601**	**20483**	**30055**	**367546**	**19520**	**67139**
2020-2021 For Financial Year							
22	3915-IND COVID-19 Active Response and Expenditure Support Program (Apr 28 2020)	500000	40364	83230	416770	24778	98281
23	3917-IND Maharashtra Rural High Voltage Distribution System Expansion Program (Oct 19 2020)	322048	10735	10735	311313	17248	60363
24	3964-IND Delhi-Meerut regional rapid transit system investment project-project-1 (Sep 8 2020)	500000	0	0	500000	26752	104148
25	4004-IND West Bangal Public Finance Management Reform Programm (Dec 2 2020)	50000	4167	8333	41667	2363	7732
26	4029-IND Assa Power Sector Investment Program - Project 3 (Dec 30 2020)	230812	0	0	230812	11599	25767
27	6036-IND Himachal Pradesh Subtropical Horticulture Readiness Project (HPSHIVA-PRF) (Dec 30 2020)	8918	743	1486	7432	420	1554
28	6037-IND Tripura Urban and Tourism Development Project (Dec 18 2020)	4210	354	666	3543	202	592
Total		**1615987**	**56363**	**104450**	**1511537**	**83363**	**298437**
2021-2022 For Financial Year							
29	4032-IND Strengthening Comprehensive Primary Health Care in Urban Areas Program (Nov 23 2021)	300000	0	0	300000	13947	26485
30	4138-IND Industrial Corridor Development Progarm- Subprogram 1 (Nov 25 2021)	250000	20833	20833	229167	13113	45698
31	4158-IND Sustainable Urban Development and Service Delivery Program- Subprogram 1 (Dec 17 2021)	350000	29167	29167	320833	18042	65441
32	6033-IND Sikkim Major District Road Upgradation Project (Jun 3 2021)	1913	141	189	1724	83	182
Total		**901913**	**50141**	**50189**	**851724**	**45185**	**137807**
1997-2002 Ninth Five Year Plan							
33	1826-IND Gujarat Earthquake Rehabilitation and Reconstructi (Apr 26 2001)	315143	19787	181099	134044	7985	149816
34	1839-IND Western Transport Corridor Project (Dec 14 2001)	145602	15051	137522	8080	1031	56164
Total		**460744**	**34838**	**318621**	**142123**	**9017**	**205980**
2002-2007 Tenth Five Year Plan							
35	1870-IND WB Corridor Development Project (Dec 10 2002)	79207	8073	70303	8904	804	23650
36	1944-IND East-West Corridor Project (Aug 25 2003)	320000	30100	268998	51002	3913	97271
37	1981-IND Railway Sector Improvement Project (Apr 21 2004)	201915	18427	159257	42659	3032	56290
38	2018-IND Rural Roads Sector - I Project (Nov 25 2004)	366442	31148	273915	92528	6162	108689
39	2029-IND National Highways Sector-I Project (Oct 27 2004)	399602	33955	298736	100866	6780	117140
40	2046-IND Urban Water Supply & Environment Imp. in M.P. (Mar 9 2005)	158023	13740	117207	40816	2718	41766
41	2050-IND Chattisgarh State Roads Dev. (Sector) Project (Dec 14 2004)	160420	13886	119171	41249	2747	42328
42	2142-IND Assam Governance and Public Resource Devl. Proj. (Dec 16 2004)	22032	1665	13494	8539	525	6177
43	2151-IND Infrastructure Rehabilitation Project in J& K. (Mar 17 2005)	250000	18659	154291	95709	5885	67936
44	2154-IND National Highway Sector-II Project. (Dec 15 2005)	388345	28672	241275	147070	9043	103535
45	2159-IND Chhattisgarh Irrigation Dev. Project (Mar 20 2006)	32444	2475	19746	12698	781	9108
46	2166-IND Tsunami Emergency Assistance (Sector) Project (May 12 2005)	98268	3459	26739	71529	3939	35480
47	2226-IND Kerala Sustainable Urban Dev. Project (Dec 8 2006)	113881	8279	64835	49047	2937	36043
48	2248-IND Rural Roads Sector II Investment - Program 1 (Aug 29 2006)	173909	11026	89737	84172	4913	57747
49	2309-IND Uttarakhand Power Sector Investment Program - Project 1 (Feb 22 2007)	22900	1403	10879	12021	695	7523
Total		**2787390**	**224967**	**1928581**	**858809**	**54875**	**810683**
2007-2012 Eleventh Five Year Plan							
50	2308-IND Uttaranchal State Road Investment Prog (Oct 25 2007)	40353	2434	19506	20847	1216	11326

क्र. संख्या	ऋण ब्यौरा/योजना वार	दिनांक 31.3.2026 तक प्राप्त की गई ऋण राशि	मूलधन की पुनःअदायगी Principal Repaid		दिनांक 31.3.2026 की स्थिति के अनुसार बकाया समापन ऋण	ब्याज और अन्य प्रभारों का भुगतान Payment of Interest & Other Charges	
Sl. No.	Loan Details/ Planwise	Loan Amt. Availed Upto 31/03/2026	During 2025-2026 2025-2026 के दौरान	Upto 31/03/2026 दिनांक 31.3.2026 तक	Closing Debt Outstanding as on 31.3.2026	During 2025-2026 वर्ष 2025-2026 के दौरान	Upto 31/03/2026 दिनांक 31.3.2026 तक
51	2312-IND North Karnataka Urban Sector Invest.Prog.(Proj.I) (Jan 23 2008)	23421	1431	11164	12257	715	6620
52	2323-IND Madhya Pradesh Power Sector Investment Program - Project 1 (TCE) (Apr 12 2007)	97265	4867	68062	29203	1745	21763
53	2324-IND Madhya Pradesh Power Sector Investment Program - Project 2 (DEE) (Apr 12 2007)	40746	2048	28459	12286	734	8804
54	2330-IND M.P. State Roads Sector Project.II (Jul 23 2007)	316831	15842	213861	102970	6155	69762
55	2331-IND Jammu & Kashmir Urban Sector Dev. Inv. Prog.(Proj.1) (Dec 28 2007)	37084	2176	16332	20751	1204	9911
56	2346-IND Madhya Pradesh Power Sector Investment Program (MFF) - Project 3. (Aug 23 2007)	141911	7105	95727	46184	2736	32532
57	2347-IND Madhya Pradesh power sector Investment Program - Project 4 - (Mar 7 2008)	74159	3725	49945	24214	1434	16080
58	2366-IND Rajasthan Urban Sector Development Investment Program (Project-1) (Jan 17 2008)	50021	2873	22625	27396	1538	14412
59	2410-IND Uttarakhand Urban Sector Development Investment Program (Project-1) (Oct 23 2008)	56790	3205	22996	33793	1796	12792
60	2414-IND Rural Road Sector II Investment Program - Project 2 (Mar 28 2008)	38095	2085	16119	21976	1129	9679
61	2443-IND Bihar State Higways Project (Nov 10 2008)	351520	17576	219700	131820	7183	64168
62	2444-IND Orissa Integrated Irrigated Agriculture and Water Management Investment Pro (Feb 25 2009)	16500	892	6150	10350	526	4084
63	2445-IND Rural Road Sector-II Investment Prog.--Prog.3 (Nov 10 2008)	121730	6345	48095	73635	3760	30253
64	2456-IND Urban Water Supply & Environmental Imp. Proj. in M.P. (Suppl.) (Nov 10 2008)	51579	4713	37573	14007	862	9339
65	2458-IND Uttarakhand State Road Investment Program-Project 2 (Feb 10 2009)	106930	5317	39283	67647	3550	25684
66	2461-IND Himachal Pradesh Clean Energy Development Investment Program (HPCEDIP) (Nov 10 2008)	141979	7444	55593	86386	4648	32474
67	2498-IND Uttarkhand Power Sector Invest. Program-Proj.2 (Feb 25 2009)	9307	498	3525	5782	302	2689
68	2502-IND Uttarkhand Power Sector Invest. Program-Proj.3 (Feb 25 2009)	25409	1283	9083	16326	849	6144
69	2506-IND Rajasthan Urban Sector Dev. Invest.Program-Proj-2 (Feb 18 2009)	117260	6188	45442	71818	3667	28299
70	2520-IND MP Power Sector Investment Program (Proj.5) (May 27 2009)	134018	6755	79979	54039	2899	25552
71	2527-IND National Highway Corridor (Sector) I Project-Supplementary (Aug 4 2009)	100000	9000	73254	26746	1662	17501
72	2528-IND National Eastern Region Capital Cities Dev. Investment Prog.-Project 1 (Aug 4 2009)	24955	1198	8302	16653	871	5861
73	2535-IND rural road sector II invest. prog. 4 (Sep 3 2009)	185000	8747	63449	121551	6256	46827
74	2578-IND South Asia Tourism Infrastructure Development Project - India Portion (Oct 4 2010)	10396	509	3328	7069	370	2435
75	2592-IND Assam Power Sector Enhancement Invest. program--Project 1 (Feb 15 2010)	44205	3829	27436	16768	944	8972
76	2594-IND Jharkhand State Roads Project (Jul 16 2010)	165911	7958	55321	110590	5777	38954
77	2596-IND Himachal Pradesh Clean Energy Development Investment Program-Project-2 (Mar 12 2010)	50844	2298	16070	34774	1844	12191
78	2638-IND North Karnataka Urban Sector In vest. Prog. Proj.2 (Dec 16 2010)	116072	5028	33498	82574	4279	27892
79	2651-IND Rural Roads Sector II Investment Program (Project-5) (Aug 2 2010)	192258	8245	56849	135409	7024	47681
80	2663-IND Bihar State Highway II Project (Dec 22 2010)	246273	10728	70077	176196	9230	62343
81	2676-IND Infrastructure Development Investment Program for Tourism - Project 1 reg. (Jul 20 2011)	43423	1894	12316	31107	1592	10814
82	2677-IND Assam Power Sector Enhancement Investment Prog. Projeclt-2 (Jan 17 2011)	63121	4716	31223	31899	1828	13703
83	2679-IND Sustainable Coastal Protection and Management Investment Program Proj.I`1 (Aug 17 2011)	36484	1587	10420	26063	1334	9259
84	2681-IND Bihar Power System Improvement Project (Jun 15 2011)	116217	4898	29123	87094	4679	26855
85	2684-IND Assam Integrated Flood and Riverbank Erosion Risk Management Invest. Prog. (May 10 2011)	42009	1779	10370	31639	1685	10676
86	2687-IND Himachal Pradesh Clean Energy Development Investment Program - Project-3 (Jan 17 2011)	177849	7271	48552	129296	6946	45487
87	2705-IND karnataka State Highway Improvement Project (Jul 20 2011)	263192	10960	68295	194897	10313	63655

क्र. संख्या	ऋण ब्यौरा/योजना वार	दिनांक 31.3.2026 तक प्राप्त की गई ऋण राशि	मूलधन की पुनःअदायगी Principal Repaid		दिनांक 31.3.2026 की स्थिति के अनुसार बकाया समापन ऋण	ब्याज और अन्य प्रभारों का भुगतान Payment of Interest & Other Charges	
Sl. No.	Loan Details/ Planwise	Loan Amt. Availed Upto 31/03/2026	During 2025-2026 2025-2026 के दौरान	Upto 31/03/2026 दिनांक 31.3.2026 तक	Closing Debt Outstanding as on 31.3.2026	During 2025-2026 वर्ष 2025-2026 के दौरान	Upto 31/03/2026 दिनांक 31.3.2026 तक
88	2725-IND Rajasthan Urban Sector Dev Investment Program. Proj.3 (Mar 17 2011)	52604	2265	15409	37195	1904	13763
89	2732-IND M.P. Power Sector Investment Prog Proj.6 (May 10 2011)	55355	2374	16368	38987	2042	14384
90	2736-IND M.P. State Roads Project.III (Jun 15 2011)	222115	11130	110811	111304	6166	46397
91	2764-IND Madhya Pradesh Energy Efficiency Imp. Invest. Prog. Project. (Aug 17 2011)	146074	6045	38580	107494	5612	37582
92	2778-IND Gujarat Solar Power Corporation Ltd. (Feb 27 2012)	65617	3293	31035	34581	1911	14553
93	2794-IND Himachal Pradesh Clean Energy Trasmission Investment Pgm. Pj. I (Dec 15 2011)	111936	4439	26655	85281	4427	28208
94	2800-IND Assam Power Sector Enhancement Investment Program (MFF) - Project-3 (Feb 27 2012)	29961	2023	12644	17317	1008	7127
95	2806-IND Assam Urban Infrastructure Investment Prog. Project-1 (Mar 9 2012)	46250	1893	9876	36373	1888	10763
96	2830-IND M.P. Energy Efficiency Improvement Investment Program (MFF)Project-2 (Feb 27 2012)	149014	5567	33736	115278	6168	39012
97	2837-IND Agribusiness Infrastructure Dev. Investment Prog. Proj.2 (Jan 18 2012)	525	19	122	403	22	244
Total		**4750568**	**234494**	**2022339**	**2728229**	**146433**	**1105505**
2012-2017 Twelfth Five Year Plan							
98	2770-IND North Eastern State Roads Invest. Program-Project 1 (Jul 9 2012)	74478	3030	16271	58207	3030	16667
99	2793-IND Railway Sector Investment Program-Tranche-1 (Jul 9 2012)	150000	5872	37193	112807	5991	39528
100	2797-IND Uttarakhand Urban Sector Development Investment Program (Project-2) (Jan 31 2013)	50196	1877	11326	38870	2133	12653
101	2833-IND Infrastructure Development Investment Program for Tourism-Project 2. (Apr 2 2012)	30855	1153	6977	23877	1281	7829
102	2834-IND North Eastern Region Capital Cities Dev. Investment Prog project-2 (Nov 19 2012)	56548	2133	12377	44171	2364	13748
103	2861-IND Bihar Urban Development Investment Program-project 1 (Mar 25 2013)	25400	975	5202	20198	1046	6536
104	2881-IND Rural Connectivity Investment Program (proj-I) (Apr 2 2013)	225537	7965	48070	177467	9802	65989
105	2882-IND North Karnataka Urban Sector Investment Program-Project-3 (Sep 9 2013)	43368	2168	18431	24937	1367	10661
106	2894-IND Bihar State Highway II Project (Additional Financing) (Aug 12 2013)	182166	9330	74874	107292	5955	43244
107	2914-IND Himachal Pradesh Clean Energy Development Investment Program-Proj-4 (Nov 19 2012)	50702	1782	10999	39703	2240	16939
108	2924-IND Uttarakhand Power Sector Investment Program - Project 4 (Jun 4 2013)	7281	245	1426	5855	330	2469
109	2925-IND Jammu & Kashmir Urban Sector Dev. Investment Perogram Project-2 (May 16 2013)	78300	2764	16717	61583	3426	21747
110	2926-IND West Bengal Development Finance Program (Nov 6 2012)	400000	46562	321058	78942	5884	71946
111	2981-IND Chhattisgarh State Road Sector Project (Feb 26 2014)	246954	8354	47019	199935	11066	63868
112	3001-IND Himachal Pradesh Clean Energy Transmission Investment Program-Proj-2 (Sep 29 2014)	78350	2658	14732	63618	3421	20728
113	3033-IND Supporting Human Capital Development in Meghalaya (Jan 23 2014)	82843	2687	13885	68958	3689	20665
114	3040-IND Uttarakhand State Road Investment Program Proj-3 (Dec 24 2013)	124873	6244	46827	78046	4218	31028
115	3052-IND Rajasthan Renewable Energy Tranmission Investment Program - Project 1 (Sep 12 2014)	50215	2512	18816	31399	1697	12354
116	3053-IND Kolkata Environment Improvement Investment Program - Project-1 (Mar 3 2014)	69499	2234	12148	57351	3137	19054
117	3055-IND Uttarakhand Emergency Assistance Project (Feb 5 2014)	168344	8417	58920	109424	6199	40078
118	3062-IND Jaipur Metro Rail Line 1 - Phase B Project (May 29 2014)	119262	7951	31803	87459	4930	28848
119	3065-IND Rural Connectivity Investment Program (Project 2) (Feb 11 2014)	220928	11046	77325	143603	7994	55074
120	3066-IND MP Power Transmission and Distribution System Imp. Project (Feb 17 2014)	255364	12917	87443	167921	9373	58124
121	3073-IND North Eastern State Roads Investment Program - Project 2 (Feb 17 2014)	125200	6543	40139	85061	4735	25170

क्र. संख्या	ऋण ब्यौरा/योजना वार	दिनांक 31.3.2026 तक प्राप्त की गई ऋण राशि	मूलधन की पुनःअदायगी Principal Repaid		दिनांक 31.3.2026 की स्थिति के अनुसार बकाया समापन ऋण	ब्याज और अन्य प्रभारों का भुगतान Payment of Interest & Other Charges	
Sl. No.	**Loan Details/ Planwise**	**Loan Amt. Availed Upto 31/03/2026**	**During 2025-2026** 2025-2026 के दौरान	**Upto 31/03/2026** दिनांक 31.3.2026 तक	**Closing Debt Outstanding as on 31.3.2026**	**During 2025-2026** वर्ष 2025-2026 के दौरान	**Upto 31/03/2026** दिनांक 31.3.2026 तक
122	3088-IND North Karnataka Urban Sector Investment Program - Project-4 (Sep 16 2014)	42559	2128	14896	27663	1540	10731
123	3108-IND Railway Sector Investment Program(Project 2) (Feb 17 2014)	116741	5845	40760	75981	4187	29277
124	3118-IND SASEC Road Connectivity Investment Program (Tranche-1) (Mar 26 2015)	296136	16114	86649	209487	11520	62776
125	3132-IND Jammu and Kashmir Urban Sector Development Investment Program-Project-3 (Dec 30 2014)	45082	2254	14652	30430	1721	11668
126	3140-IND Assam Power Sector Investment Program (Project-1) (Feb 20 2015)	39115	1956	12712	26402	1489	9856
127	3148-IND Karnataka Integrated Urban Water Management Investment Program-Project-1 (Dec 30 2014)	75000	3805	25537	49463	2720	16634
128	3172-IND Karnataka Integrated & Sustainable Water Resources Mgt Inves.Pgm. Prj 1 (May 7 2015)	25099	1261	7452	17648	1022	5571
129	3182-IND Rajasthan Urban Sector Development Program (Sep 11 2015)	250000	22917	158333	91667	5831	41760
130	3183-IND Rajasthan Urban Sector Development Project (Sep 11 2015)	109570	5520	32288	77282	4444	24378
131	3187-IND Punjab Development Finance Program (Nov 28 2014)	200000	18787	103521	96479	5836	39812
132	3188-IND Supporting Kerala Addl. Skill Acquisition Program in Post Basic Education (Nov 27 2014)	100000	6724	42843	57157	3226	22895
133	3189-IND Madhya Pradesh District Connectivity Sector Project (Feb 20 2015)	298905	14945	89671	209233	11858	75911
134	3200-IND Assam Power Sector Enhancement Investment Program-Project 4 (Feb 20 2015)	37080	1854	11124	25956	1480	8920
135	3223-IND Infrastructure Development Investment Program for Tourism _ Project 3 reg. (Sep 28 2015)	91739	6235	35627	56112	3199	17648
136	3257-IND Supporting National Urban Health Mission (Jul 28 2015)	300000	20000	110000	190000	10787	66134
137	3265-IND Orissa Integrated Irrigated Agri. & Water Mang. Invest. Prog.-Project 2 (Jun 7 2016)	65744	4383	26297	39446	2185	15128
138	3276-IND Second Jharkhand State Road project (Jun 3 2016)	91855	6124	33680	58175	3255	20144
139	3306-IND Rural Connectivity Investment Program Project-3 (Nov 6 2015)	230826	15388	84636	146190	8044	56626
140	3327-IND Assam Power Sector Investment Program Project-2 (Nov 7 2016)	24968	1248	6242	18726	1064	5440
141	3337-IND North Eastern Region Capital Cities Development Investment Prog Tranche 3 (Jan 28 2016)	56382	3759	18794	37588	2145	11740
142	3394-IND Climate Adaptation in Vennar Subbasin in Cauvery Delta Project (Jul 14 2016)	82312	1541	5627	76685	4256	20476
143	3396-IND Bihar New Ganga Bridge Project (Nov 15 2016)	450840	22757	75344	375496	21085	76662
144	3413-IND Kolkata Environmental Improvement Investment Program Project-2 (Nov 21 2016)	177348	12488	46224	131125	7233	33104
145	3424-IND Visakhapatnam-Chennai Industrial Corridor Development Program (Feb 23 2017)	125000	10417	67708	57292	3323	22695
146	3437-IND Madhya Pradesh District Roads II Sector Project (Mar 22 2017)	345839	17359	76778	269062	14664	76030
147	8275-IND Rajasthan Renewable Energy Transmission Investment Program - Project 1 (Sep 12 2014)	71617	1432	3581	68036	173	2034
Total		**6666421**	**384659**	**2260956**	**4405466**	**243590**	**1488997**
2022-2023 For Financial Year							
148	4275-IND Strengthening Multimodal and Integrated Logistics Ecosystem Program (Dec 23 2022)	250000	0	0	250000	13163	36871
149	6046-IND Infrastructure Development of Industrial Estates in Tripura (May 17 2022)	1858	155	155	1703	93	226
Total		**251858**	**155**	**155**	**251703**	**13256**	**37096**
2023-2024 For Financial Year							
150	4362-IND Sustainable Urban Development and Service Delivery Program - Subprogram 2) (Nov 13 2023)	400000	0	0	400000	21423	41454
151	4401-IND Power Sector Reform Program –Sub Program 1 (Dec 15 2023)	250000	0	0	250000	13390	22331
152	4421-IND Industrial Corridor Development Program- Subprogram 2 (Dec 15 2023)	250000	0	0	250000	13203	25203
Total		**900000**	**0**	**0**	**900000**	**48016**	**88987**

क्र. संख्या	ऋण ब्यौरा/योजना वार	दिनांक 31.3.2026 तक प्राप्त की गई ऋण राशि	मूलधन की पुनःअदायगी Principal Repaid		दिनांक 31.3.2026 की स्थिति के अनुसार बकाया समापन ऋण	ब्याज और अन्य प्रभारों का भुगतान Payment of Interest & Other Charges	
Sl. No.	Loan Details/ Planwise	Loan Amt. Availed Upto 31/03/2026	During 2025-2026 2025-2026 के दौरान	Upto 31/03/2026 दिनांक 31.3.2026 तक	Closing Debt Outstanding as on 31.3.2026	During 2025-2026 वर्ष 2025-2026 के दौरान	Upto 31/03/2026 दिनांक 31.3.2026 तक
2024-2025 For Financial Year							
153	4393-IND Maharashtra Tertiary Care And Medical Education Sector Development Program (Aug 21 2024)	150000	0	0	150000	8685	8685
154	4452-IND Strengthened and Measurable Actions for Resilient and Transformative Health Systems Prog- Subprog 1 (Jul 1 2024)	170000	0	0	170000	9730	9806
155	4559-IND Strengthening Multimodal and Integrated Logistics Ecosystem Program - Subprogram 2 (Dec 20 2024)	350000	0	0	350000	13042	13042
Total		**670000**	**0**	**0**	**670000**	**31457**	**31533**
Grand Total		**21451688**	**1119791**	**7094960**	**14356728**	**787487**	**4682874**

एशियाई अवसंरचना निवेश बैंक
मुद्राः यूरो हजारों में
Asian Infrastructure Investment Bank
Currency : Thousands U S Dollars

2017-2018 For Financial Year							
1	0009-1-IND Andhra Pradesh 24x7 - Power for All Project (Jun 22 2017)	86366	6175	24582	61783	3611	20720
2	0025-1-IND Gujarat Rural Roads Project (Aug 4 2017)	329000	49811	109820	219180	14417	83832
Total		**415366**	**55985**	**134402**	**280963**	**18028**	**104552**
2018-2019 For Financial Year							
3	L0020A-IND Madhya Pradesh Rural Connectivity Project (Jun 24 2018)	122892	3440	5269	117623	7350	33395
Total		**122892**	**3440**	**5269**	**117623**	**7350**	**33395**
2020-2021 For Financial Year							
4	L0380A-IND India COVID-19 Emergency Response and Health Systems Preparedness Project (May 8 2020)	500000	37000	37000	463000	26411	113225
5	L0409A-IND COVID-19 Active Response and Expenditure Support Program (Jun 19 2020)	750000	78900	197250	552750	33375	139091
Total		**1250000**	**115900**	**234250**	**1015750**	**59786**	**252315**
2021-2022 For Financial Year							
6	L0523A-IND Coordinated & Responsive Indian Social Protection Sys Pgm (Post-Covid) (Sep 3 2021)	500000	37000	55500	444500	25561	100501
Total		**500000**	**37000**	**55500**	**444500**	**25561**	**100501**
Grand Total		**2288257**	**212325**	**429421**	**1858836**	**110726**	**490763**

ईईसी (एसएसी)
मुद्राः ब्रिटिश पाउंड स्टर्लिंग हजारों में
E.E. C.(SAC)
Currency : Thousands British Pound Sterling

1979-1980 Yearly Plan							
1	0025-IN Second ARDC Credit Project (Nov 5 1979)	30332	939	26154	4178	4	5594
Total		**30332**	**939**	**26154**	**4178**	**4**	**5594**
Grand Total		**30332**	**939**	**26154**	**4178**	**4**	**5594**

यूरोपियन निवेश बैंक
मुद्राः यूरो हजारों में
European Investment Bank
Currency : Thousands Euros

2017-2018 For Financial Year							
1	EIBGLN0003 86976-Bangalore Metro Rail Project - Line R6 - A (Oct 5 2017)	300000	10618	30914	269086	9638	31104
Total		**300000**	**10618**	**30914**	**269086**	**9638**	**31104**
2019-2020 For Financial Year							
2	EIBGLN0005 88702-Pune Metro Rail Project A (Jul 22 2019)	200000	8642	21605	178395	6308	24695

क्र. संख्या	ऋण ब्यौरा/योजना वार	दिनांक 31.3.2026 तक प्राप्त की गई ऋण राशि	मूलधन की पुनःअदायगी Principal Repaid		दिनांक 31.3.2026 की स्थिति के अनुसार बकाया समापन ऋण	ब्याज और अन्य प्रभारों का भुगतान Payment of Interest & Other Charges	
Sl. No.	**Loan Details/ Planwise**	**Loan Amt. Availed Upto 31/03/2026**	**During 2025-2026** 2025-2026 के दौरान	**Upto 31/03/2026** दिनांक 31.3.2026 तक	**Closing Debt Outstanding as on 31.3.2026**	**During 2025-2026** वर्ष 2025-2026 के दौरान	**Upto 31/03/2026** दिनांक 31.3.2026 तक
3	EIBGLN0006 87938-Bhopal Metro Rail Project - A (Dec 20 2019)	0	0	0	0	0	0
Total		**200000**	**8642**	**21605**	**178395**	**6308**	**24695**
2012-2017 Twelfth Five Year Plan							
4	EIBGLN0001 85486-Lucknow Metro Rail Project (Mar 30 2016)	200000	12121	60606	139394	4226	20126
5	EIBGLN0002 87206-Lucknow Metro Rail Project Finance Contract B (Mar 31 2017)	250000	15152	43939	206061	6593	28261
Total		**450000**	**27273**	**104545**	**345455**	**10819**	**48388**
Grand Total		**950000**	**46533**	**157065**	**792935**	**26764**	**104186**

फ्रांस
मुद्राः यूरो हजारों में
France
Currency : Thousands Euros

2017-2018 For Financial Year							
1	CIN109501W Smart City Projects (Mar 10 2018)	100000	6667	20000	80000	3026	14689
Total		**100000**	**6667**	**20000**	**80000**	**3026**	**14689**
2018-2019 For Financial Year							
2	CIN1104 Pune Metro Rail Project (Jan 28 2019)	180000	12186	27669	152331	5622	24617
Total		**180000**	**12186**	**27669**	**152331**	**5622**	**24617**
2019-2020 For Financial Year							
3	CIN107401T Kochi Metro (Dec 27 2019)	13026	1303	1303	11723	654	1225
Total		**13026**	**1303**	**1303**	**11723**	**654**	**1225**
2020-2021 For Financial Year							
4	CIN114501S AfD COVID -19 Loan (Jun 18 2020)	200000	6667	6667	193333	1926	10086
Total		**200000**	**6667**	**6667**	**193333**	**1926**	**10086**
1985-1990 Seventh Five Year Plan							
5	FRGL2702E FF 1130 Million Protocol dt.24.6.88 (Jun 24 1988)	42628	180	42344	284	8	16912
6	FRGL2703E FF 1130 Million Protocol dt.24.6.88 (Jun 24 1988)	4506	20	4439	67	2	2259
7	FRGL2801E FF 1600 Million Protocol dt.12.9.89 (Sep 12 1989)	150467	2049	146812	3655	102	66055
8	FRGL2901E FF 75.35 Million Debt relief dt.27.12.89 (Dec 27 1989)	6437	81	6426	12	1	2574
Total		**204039**	**2329**	**200021**	**4018**	**114**	**87799**
1992-1997 Eigth Five Year Plan							
9	FRGL3608E Delhi Water Supply - Ozone Plant(149.4Mdt.13.12.91 (Dec 30 1992)	978	3	970	9	0	420
10	FRGL3609E Mapping & Control of Water Distri System-149.5M (Dec 18 1992)	246	4	236	10	0	88
11	FRGL3614E Dynamic Regulation of Majalgaon Irrigation Pr. MH (Nov 30 1992)	531	6	530	1	0	217
12	FRGL3701E Supply of Short Circuit Generator Package(561.2M) (Jan 20 1993)	12530	265	12466	64	5	4654
13	FRGL3705E Import of Tech asst for setting up of mineral rese (Sep 9 1994)	555	9	539	16	0	189
14	FRGL3706E Database for multi-metal expl in some green stone (Sep 9 1994)	402	11	396	6	0	244
15	FRGL3707E Supply of Analytical & Geophysical equpt to GSI (Sep 9 1994)	739	12	738	1	0	508
16	FRGL3801E Singareni Colleries Co. Ltd. (Aug 2 1995)	3849	104	3741	108	2	430

क्र. संख्या	ऋण ब्यौरा/योजना वार	दिनांक 31.3.2026 तक प्राप्त की गई ऋण राशि	मूलधन की पुनःअदायगी Principal Repaid		दिनांक 31.3.2026 की स्थिति के अनुसार बकाया समापन ऋण	ब्याज और अन्य प्रभारों का भुगतान Payment of Interest & Other Charges	
Sl. No.	Loan Details/ Planwise	Loan Amt. Availed Upto 31/03/2026	During 2025-2026 2025-2026 के दौरान	Upto 31/03/2026 दिनांक 31.3.2026 तक	Closing Debt Outstanding as on 31.3.2026	During 2025-2026 वर्ष 2025-2026 के दौरान	Upto 31/03/2026 दिनांक 31.3.2026 तक
17	FRGL3802E GSI-Regional Geochemical Inventry(223.3Mdt.1.12.94) (Mar 28 1995)	1614	46	1556	58	1	537
18	FRGL3803E Delhi Water Supply & Sewage Disposal Undertaking (Apr 30 1996)	7022	189	6466	556	6	1482
19	FRGL3804E Water Mangt Project for Jaipur(223.3Mdt.1.12.94) (Dec 18 1995)	3190	94	2803	388	4	863
20	FRGL4009E Improvement of Watersupply& Sewerage Sys-KN-376M (Apr 26 1996)	7454	182	6329	1125	17	1941
21	FRGL4013E BWSSB (Jan 30 1996)	779	19	639	140	2	359
22	FRGL4014E Chennai Water Supply & Sewerage (Jan 30 1996)	6439	157	4695	1744	25	1511
23	FRGL4104E Upgradation/Augmentation of Kangchup Water Supply (Feb 26 1997)	4930	121	4452	478	3	787
Total		**51260**	**1222**	**46556**	**4704**	**66**	**14229**
1997-2002 Ninth Five Year Plan							
24	FRGL3901E AP Dairy Dev Co-op. Fedaration Ltd.(151Mdt19.12.96 (Jun 5 1997)	2891	152	2346	545	1	64
25	FRGL4001E Installation of Fuse Gates in GU(376Mdt.30.1.96) (May 14 1997)	2576	57	2479	97	2	668
26	FRGL4002E Exploration of PGM in Orrisa(376Mdt.30.1.96) (May 26 1997)	655	16	620	35	1	246
27	FRGL4003E Settingup of Geo-Scientific Data Centre atGSI-376M (Jun 9 1997)	6346	155	6018	327	6	1308
28	FRGL4004E Envirenmental Mangmt of Mines&Waste Recoveries-376 (Jun 10 1997)	2494	61	2360	134	2	595
29	FRGL4005E Creation of Freshwater Prawn Hatchery-GU and MH (Dec 2 1997)	1348	33	1197	151	2	432
30	FRGL4007E Microunits for Quality Water Distribution-376M (Aug 13 1997)	1111	27	1056	55	1	301
31	FRGL4008E Fusegates System on Dams in GU-376M (May 17 1999)	5624	143	5069	555	9	1253
32	FRGL4031E NAMCHI Hospital Modernisation Project(Sikkim)-376M (Jul 1 1997)	3654	183	3121	534	9	936
33	FRGL4032E Equipments of SGPGIMS-UP-376M dt.30.1.96 (Aug 13 1997)	543	27	489	54	1	237
34	FRGL4101E Devep. of Costs Models for Mining Project-125M (Jun 19 1998)	234	6	210	24	0	57
35	FRGL4102E Setting up of Information of Tech. Mangmt. Sys-125 (Jun 22 1998)	3644	89	3291	353	2	570
36	FRGL4103E Supply of Drilling Equipmt to GSI Calcutta-125M (Feb 1 1999)	2430	59	2184	246	1	432
37	FRGL4105E Detailed Study for Rehabilitation of Rd-MN-125M (Oct 14 1997)	1162	28	1046	116	1	190
38	FRGL4106E Ground Water Exploration Project - Imphal-125M (May 27 1997)	705	17	631	74	0	140
39	FRGL4107E Seabase Breading Culture Project.-TN-125M (Mar 8 1999)	575	14	488	86	0	110
40	FRGL4108E SGPGI-Supply&Implementation of Medical Equipmt-UP (Jan 25 1998)	4604	112	4052	551	3	887
41	FRGL4201E FF-105 Million Pt. dt.23.11.98,CMC-WB,LA-1 (Nov 23 1998)	5535	135	4751	784	4	1247
42	FRGL4202E GTTC-KAN-FF-105 Million Pt.dt.23.11.98,LA-2 (Nov 23 1998)	2144	52	1866	278	1	506
43	FRGL4203E GSI-CL-FF105 Million Protocol dt.23.11.98 (Nov 23 1998)	2894	71	2483	411	2	662
Total		**51168**	**1439**	**45757**	**5411**	**49**	**10843**
2002-2007 Tenth Five Year Plan							
44	FRGL4501E Digital mapping information sys. for Bangalore (Feb 4 2003)	4547	253	4294	253	12	1603
Total		**4547**	**253**	**4294**	**253**	**12**	**1603**

क्र. संख्या	ऋण ब्यौरा/योजना वार	दिनांक 31.3.2026 तक प्राप्त की गई ऋण राशि	मूलधन की पुनःअदायगी Principal Repaid		दिनांक 31.3.2026 की स्थिति के अनुसार बकाया समापन ऋण	ब्याज और अन्य प्रभारों का भुगतान Payment of Interest & Other Charges	
Sl. No.	**Loan Details/ Planwise**	**Loan Amt. Availed Upto 31/03/2026**	**During 2025-2026** 2025-2026 के दौरान	**Upto 31/03/2026** दिनांक 31.3.2026 तक	**Closing Debt Outstanding as on 31.3.2026**	**During 2025-2026** वर्ष 2025-2026 के दौरान	**Upto 31/03/2026** दिनांक 31.3.2026 तक
2007-2012 Eleventh Five Year Plan							
45	FRGL046E Reorganization of Urban Water Supply Scheme for Jodhpur-RJ (Feb 2 2012)	25873	1725	15524	10349	268	1894
46	FRGL047E Assam project on Forest & Biodiversity Conservation (Feb 22 2012)	30207	2014	18124	12083	34	493
Total		**56080**	**3739**	**33648**	**22432**	**302**	**2387**
2012-2017 Twelfth Five Year Plan							
47	CIN106201P Bangalore Metro Phase - II (Sep 3 2015)	200000	20000	110000	90000	3928	24790
48	CIN106401S Kochi Metro Project (Feb 7 2014)	180000	9000	63000	117000	4769	34092
49	CIN107501U Credit Facility Agreement for Nagpur Metro (Nov 17 2016)	130000	9041	35068	94932	3722	18507
50	FRGL048E Bangalore Metro Project CIN 1044 01 P (Feb 14 2013)	110000	7333	62333	47667	2014	22253
51	FRGL049E Reorganisation the Water Supply System of the city of Jodhpur-Phase II (Jul 17 2013)	23000	1533	12267	10733	273	1663
Total		**643000**	**46908**	**282668**	**360332**	**14707**	**101305**
Grand Total		**1503119**	**82711**	**668582**	**834537**	**26479**	**268782**

जर्मनी
मुद्राः यूरो हजारों में
Germany
Currency : Thousands Euros

1974-1978 Fifth Five Year Plan								
1	580392E	Commodity Aid (Jun 24 1976)	38347	959	37867	480	9	8644
2	580406E	DM 25 M Capital goods Dt.24.6.76 (Jun 24 1976)	12782	320	12622	160	3	2791
3	581852E	NLC Loan Dt.2.3.77 (Mar 2 1977)	7669	190	7384	285	3	2379
4	583413E	DM 54 M Dt.24.6.76 BHEL (Oct 25 1977)	27098	677	25744	1354	14	6047
5	584436E	Commodity Aid (Mar 20 1978)	38347	947	35980	2367	23	8577
6	584916E	NLC Loan Dt 2.3.77 (Mar 2 1977)	30678	777	28728	1949	19	9719
7	586625E	NLC Loan Dt.2.3.77 (Mar 2 1977)	3579	82	3289	290	3	1136
Total			**158500**	**3952**	**151614**	**6886**	**74**	**39291**
1978-1979 Yearly Plan								
8	585009E	DM 35 M Capital Goods (Jun 26 1978)	17895	448	16775	1120	11	3717
9	586293E	Commodity Aid (Dec 20 1978)	35790	895	33106	2684	25	8078
Total			**53686**	**1343**	**49882**	**3804**	**36**	**11796**
1979-1980 Yearly Plan								
10	1931482E	DM 230 M GNF Dt. 08.08.74 (Oct 5 1979)	51129	1263	44815	6314	54	13717
11	587826E	DM 85 M Dt.29-6-79 Power Station Trombay (Jun 29 1979)	43460	1087	38568	4892	43	9775
12	588024E	DM 70 M Commodity Aid (Jul 13 1979)	35790	885	32252	3538	32	8041
13	588717E	DM 230 M Dt. 08.08.74 GNF (Oct 5 1979)	38347	959	34510	3837	34	10141
14	589500E	DM 35 M Capital Goods (Jan 16 1980)	17895	442	15903	1992	17	3945
15	589942E	DM 65 M BHEL Haridwar (Feb 29 1980)	26499	654	23554	2945	26	5761
Total			**213121**	**5290**	**189602**	**23518**	**206**	**51380**
1980-1985 Sixth Five Year Plan								
16	1930958E	Capital Goods (Jun 24 1980)	22497	562	19966	2531	22	33813
17	1931016E	Comodity credit (Jun 23 1980)	20452	511	18151	2301	20	4572
18	1932950E	ARDC III (Dec 17 1980)	31700	793	27738	3963	34	6784
19	1933051E	DM 38M ARDC.III (Jun 23 1980)	19429	486	17000	2429	21	4335

क्र. संख्या	ऋण ब्यौरा/योजना वार	दिनांक 31.3.2026 तक प्राप्त की गई ऋण राशि	मूलधन की पुनःअदायगी Principal Repaid		दिनांक 31.3.2026 की स्थिति के अनुसार बकाया समापन ऋण	ब्याज और अन्य प्रभारों का भुगतान Payment of Interest & Other Charges	
Sl. No.	Loan Details/ Planwise	Loan Amt. Availed Upto 31/03/2026	During 2025-2026 2025-2026 के दौरान	Upto 31/03/2026 दिनांक 31.3.2026 तक	Closing Debt Outstanding as on 31.3.2026	During 2025-2026 वर्ष 2025-2026 के दौरान	Upto 31/03/2026 दिनांक 31.3.2026 तक
20	1933752E Ocean Research Vessel (Feb 24 1981)	25565	632	22089	3476	30	5469
21	1933817E DM 532 M NLC.II (Mar 10 1981)	89987	2222	77766	12221	104	18568
22	1937065E DM 40 M Capital Goods (Dec 11 1981)	20452	511	17384	3068	26	4368
23	1937073E DM 45 M Com.Credit (Dec 11 1981)	23008	575	19557	3451	29	5106
24	1937197E DM 23 M RWS M.P. (Dec 28 1981)	11760	294	9996	1764	15	2432
25	1937669E DM 20 M BHEL (Feb 10 1982)	10226	253	8584	1642	14	2263
26	1938584E DM 532 M NLC II Loan (Apr 24 1982)	29655	741	24836	4819	40	6305
27	1938827E DM 240 M NTPC (May 29 1982)	86166	2148	72201	13965	117	18852
28	1939122E Ocean Research Vessel (Jul 1 1982)	10226	253	8458	1768	15	2264
29	1941208E Commodity Credit (Dec 14 1982)	30678	767	25309	5369	45	4761
30	1941240E DM 40 M ARDC.III (Dec 17 1982)	20452	511	16873	3579	30	4533
31	1942050E Capital Goods (Feb 25 1983)	20452	505	16663	3789	31	4393
32	1942204E Commodity Credit Dt. 11.3.83 (Mar 11 1983)	15850	392	12913	2937	24	3460
33	1943170E DM 532 M. NLC II (Jun 7 1983)	79250	1981	64390	14860	123	17247
34	1944258E Capital Goods Dt.12.9.83 (Sep 12 1983)	12782	316	10254	2528	21	2738
35	1944908E Commodity Credit (Oct 27 1983)	11248	281	8999	2250	18	2485
36	1948563E DM 190 M NTPC Korba (May 23 1984)	40903	1023	32211	8692	71	8809
37	1948571E DM 190 M NTPC Korba (27.472+27.472) (May 23 1984)	14046	366	10934	3112	25	3091
38	1948598E DM 10 M Commodity Aid (May 18 1984)	5113	128	4026	1086	9	1111
39	1949144E 532 M NLC II (Jun 25 1984)	23008	575	18118	4890	40	5125
40	1949527E DM 30 M Commodity Aid (Jul 6 1984)	15339	379	11924	3414	28	3380
41	2816679E DM 15 M Capital Goods (Aug 14 1984)	7669	189	5959	1710	14	1645
42	2817934E DM 20 M HUDCO (Nov 12 1984)	10226	256	7925	2301	19	2061
43	2818418E DM 19.6 M Commodity Aid (Dec 5 1984)	10021	251	7767	2255	18	2155
44	2822458E DM 60 M Capital Goods (Sep 24 1984)	30678	758	23858	6820	55	6541
45	2822733E DM 145 M NTPC(Ramagundam) (Sep 28 1984)	35079	911	26878	8201	67	7929
Total		**783915**	**19570**	**648727**	**135189**	**1124**	**196596**
2017-2018 For Financial Year							
46	15687022E Green Energy Corridors(GEC) Intra State Transmission System in Maharashtra (Dec 1 2017)	8263	1142	3997	4266	65	553
Total		**8263**	**1142**	**3997**	**4266**	**65**	**553**
2020-2021 For Financial Year							
47	11553839E Covid-19 Social Protection Crisis Response Programme Phase II (Dec 16 2020)	210000	22104	44208	165792	274	1417
48	12656739E Climate Loan Kerala- (Programme) (Dec 22 2020)	100000	10526	21052	78948	0	0
49	13719594E Covid-19 Social Protection crisis Response Programme (Aug 21 2020)	250000	26316	65788	184212	184	1045
Total		**560000**	**58946**	**131048**	**428952**	**457**	**2462**
1985-1990 Seventh Five Year Plan							
50	113219E NLC III Dt. 27.1.87 (Jan 27 1987)	6136	205	4499	1636	13	1147
51	2930250E DM 60 M Capital Goods (Jul 10 1985)	30678	758	23100	7577	61	6519
52	2930641E DM 20.4 M Commodity Aid (Aug 6 1985)	10430	261	7953	2477	20	2240
53	2930803E DM 8 M Cable termination Boxes Calcutta DOT (Aug 23 1985)	1815	45	1365	450	4	389

क्र. संख्या	ऋण ब्यौरा/योजना वार	दिनांक 31.3.2026 तक प्राप्त की गई ऋण राशि	मूलधन की पुनःअदायगी Principal Repaid		दिनांक 31.3.2026 की स्थिति के अनुसार बकाया समापन ऋण	ब्याज और अन्य प्रभारों का भुगतान Payment of Interest & Other Charges	
Sl. No.	Loan Details/ Planwise	Loan Amt. Availed Upto 31/03/2026	During 2025-2026 2025-2026 के दौरान	Upto 31/03/2026 दिनांक 31.3.2026 तक	Closing Debt Outstanding as on 31.3.2026	During 2025-2026 वर्ष 2025-2026 के दौरान	Upto 31/03/2026 दिनांक 31.3.2026 तक
54	2931354E DM 532 M NLC II (Sep 20 1985)	30678	758	23102	7575	61	7020
55	3401715E DM 21.5 M commodity aid (Mar 26 1986)	10993	272	8137	2856	23	2378
56	3401731E DM 35 M Capital Goods XIX (Mar 25 1986)	17895	442	13253	4643	37	3720
57	3401758E DM 170 M Dt.25.3.86 HBJ gas pipe line (Mar 25 1986)	31842	797	23876	7966	64	18086
58	3404021E DM 55 M Commodity Aid XXII (Jul 18 1986)	28121	694	20483	7638	61	6020
59	3404048E DM 25 M Capital Goods XX (Jul 17 1986)	12782	316	9307	3476	28	2573
60	3409163E DM 180 M NLC (Jan 27 1987)	46016	1195	32269	13747	110	9489
61	3412245E DM 6 M NDDB (Jun 22 1987)	3068	77	2186	882	7	607
62	3412253E DM 37.5 M Capital Goods (Jun 24 1987)	19173	480	13658	5515	44	3905
63	3413330E DM 31M 7Rly.Accident Relief Equip. (Aug 20 1987)	7486	185	5264	2222	18	1481
64	3413527E DM 22.5 M Capital Goods xxii (Aug 20 1987)	11504	284	8093	3411	27	11875
65	3413667E DM 45 M MP Rural Water Supply (Aug 20 1987)	1273	25	971	302	2	744
66	3415120E DM 45 M commodity aid XXXIII (Sep 14 1987)	23008	569	16185	6823	54	4862
67	3415708E DM 26 M Mysore Cement (Oct 20 1987)	4297	114	2934	1362	11	933
68	3416798E N.A.B.A.R.D. IV (Dec 17 1987)	35790	895	25053	10737	86	7622
69	3417220E F 1391 DM 8.9 M Accident Relief Dt.31.12.87 (Dec 31 1987)	1994	50	1393	601	5	404
70	3418634E Neyveli Lignite Corporation (Jan 27 1987)	56242	1461	37976	18266	145	11885
71	3420051E DM 70 M Farakka Tharmal Power Project (Mar 30 1988)	6606	176	4397	2209	18	1522
72	3420108E DM 11 M Cable Termination Boxes-II (Mumbai) (Mar 31 1988)	2222	55	1531	691	5	454
73	3420922E DM 12.3 M Rajastan Minor Irrigation Programme (Apr 29 1988)	6289	157	4320	1968	16	1152
74	3422631E DM 60 M Capital Goods XXIII (Jul 26 1988)	30678	758	20827	9851	78	6138
75	3424693E Commodity Credit XXXIV (Sep 20 1988)	6749	167	4581	2168	17	1357
76	3425320E DM 80 M Capital Goods XXIV (Dec 4 1988)	40903	1023	27610	13294	105	8055
77	3426033E DM 532 M NLC II (Dec 5 1988)	8092	202	5462	2630	21	1987
78	3426211E DM 20 M Commodity Aid xxxv (Dec 9 1988)	10226	256	6902	3323	26	2191
79	3427137E DM 45 M Commodity Aid XXXIV (Sep 20 1988)	16259	402	11036	5223	41	3268
80	3429490E DEM 172.38 M Ramagundam Open Cast Mine II (Mar 30 1989)	44070	1208	27766	16304	129	8403
81	4261747E DM 30 M Rail Coach Factory Kapurthala (Apr 17 1989)	1494	40	956	539	4	382
82	4261763E Railway Coil Spring Factory (Apr 17 1989)	5752	151	3708	2044	16	1209
83	4262255E NLC DT 27.1.87 (Jan 27 1987)	30678	876	18842	11836	94	6754
84	4262808E DM 30 M HUDCO II (Jun 21 1989)	15339	383	10162	5177	41	3058
85	4263057E DM 50.7M commoditty Aid XXXVI (Jun 28 1989)	23008	767	20324	2684	24	4233
86	4264274E Commodity Aid XXXVI (Jun 28 1989)	2914	97	2574	340	3	536
87	4267451E DM 25 M HDFC(EWS) (Dec 5 1989)	12782	320	8301	4481	35	2497
Total		**655282**	**16918**	**460358**	**194924**	**1557**	**157093**
1990-1991 Yearly Plan							
88	4273605E DM 78.2 M Commodity Aid xxxvii (Jul 20 1990)	39983	1311	33428	6555	57	7434
89	4274733E Combined Circle PowerStation Dadri (Aug 30 1990)	82669	2901	68163	14506	125	12151
90	4276353E DM 198 M Dt 22.11.90 Uran Power (Nov 22 1990)	50618	1368	30095	20523	162	10299
91	4278828E Combined Circle Power Station DADRI (Aug 30 1990)	30678	1077	24755	5922	50	4602
92	4278836E DM 100 M Commodity Aid xxxviii (Feb 28 1991)	51129	1677	41905	9224	79	9345

क्र. संख्या	ऋण ब्यौरा/योजना वार	दिनांक 31.3.2026 तक प्राप्त की गई ऋण राशि	मूलधन की पुनःअदायगी Principal Repaid		दिनांक 31.3.2026 की स्थिति के अनुसार बकाया समापन ऋण	ब्याज और अन्य प्रभारों का भुगतान Payment of Interest & Other Charges	
Sl. No.	Loan Details/ Planwise	Loan Amt. Availed Upto 31/03/2026	During 2025-2026 2025-2026 के दौरान	Upto 31/03/2026 दिनांक 31.3.2026 तक	Closing Debt Outstanding as on 31.3.2026	During 2025-2026 वर्ष 2025-2026 के दौरान	Upto 31/03/2026 दिनांक 31.3.2026 तक
93	4278844E DM 79 M Capital Goods XXV/XXVI (Feb 28 1991)	40392	1324	33106	7286	62	7294
94	4290445E URAN Power (Nov 22 1990)	28048	1039	21295	6753	56	5362
Total		**323517**	**10697**	**252747**	**70769**	**591**	**56488**
1991-1992 Yearly Plan							
95	4285166E DM 77.70 M Railway Investment Program I (Oct 22 1991)	5701	212	4431	1270	11	1213
96	4288130E DM 61 Capital Goods XXVII (Jan 24 1992)	10226	335	8046	2180	18	1857
97	4289900E DM 50M Fertilizer Sector Programme-I (Mar 31 1992)	25565	839	20114	5450	46	4654
Total		**41491**	**1386**	**32591**	**8901**	**75**	**7724**
1992-1997 Eigth Five Year Plan							
98	1094640E Fertiliser Sector Program V (Dec 20 1996)	23008	822	13964	9044	72	4106
99	111119E Fertilser Sector Program II- 60M (Oct 27 1993)	30678	1023	22497	8181	67	5553
100	119975E Rajasthan Rural Water supply & drainage (Jun 17 1994)	20452	511	10993	9459	74	3557
101	122707E Fertilizer Sector Program III (Jul 28 1994)	30678	1158	20257	10420	85	5870
102	314336E DM 12 M Rajiv Gandhi Cancer Institutedt 23.2.95 (Feb 1 1995)	6136	201	4222	1914	15	1067
103	323416E PPL-Fertilizer Sector Program IV (Jul 28 1994)	35790	1351	22282	13508	109	6743
104	335767E RehabilitationUran Gas Plant (Dec 11 1995)	6531	218	4350	2181	18	1072
105	4290232E DM 45 M Dt.3-4-92 Structural Adjustment (Apr 3 1992)	23008	767	18023	4985	42	4205
106	9151975E Rural Water Supply Rajasthan, Ph.I (Jun 17 1994)	1057	34	323	734	6	168
107	99350E Orissa Lift Irrigation Project (Feb 19 1993)	21844	690	16669	5176	43	3598
Total		**199181**	**6775**	**133580**	**65601**	**530**	**35940**
1997-2002 Ninth Five Year Plan							
108	1421147E Modernisation of Signaling System-Kanpur-Delhi (Aug 1 1997)	44415	783	35018	9397	75	5962
109	2124340E DM 70 M. Fert. Sector VI (Sep 11 1998)	35790	1174	20529	15261	121	5917
110	2382239E Minor Irrig.Prog.Maharashtra Dt.31-12- 98 (Jun 1 2000)	14412	458	8452	5960	47	2027
111	7349691E Fertilizer Sector Programme VII (Oct 29 2001)	20336	678	9490	10846	85	3139
112	9361337E Rural Water Supply & Sanitation-MH (Dec 28 2000)	11493	381	5818	5674	45	1641
Total		**126446**	**3474**	**79308**	**47138**	**373**	**18686**
2002-2007 Tenth Five Year Plan							
113	3385263E Pulse Polio Immunization VIII (Dec 12 2006)	20000	666	5994	14006	109	2613
Total		**20000**	**666**	**5994**	**14006**	**109**	**2613**
2007-2012 Eleventh Five Year Plan							
114	225059E Supercritical Power Station Krishnapatnam - AP (Dec 11 2008)	45000	1610	14490	30510	238	5159
115	290191E Pulse Polio Immunization Programme-IX (Dec 20 2007)	40816	1324	10595	30221	234	5079
116	3006351E Pulse Polio Immunization Programme XI (Dec 11 2008)	12490	416	2912	9578	74	1446
117	7147741E Sustainable Municipal Infrastructure Financing in Tamil Nadu (Jul 9 2008)	10000	328	2456	7544	58	1028
118	7711936E Pulse Polio Immunization Programme XIV (Dec 16 2009)	10000	332	1992	8008	62	903
119	8042041E Sopercritical Power Station Krishnapatnam-AP (Dec 11 2008)	76540	2730	24570	51970	405	8723
120	9216047E NABARD XI-Reform of The Rural Cooperative Credit Structure (Dec 20 2007)	30000	1000	8000	22000	171	3318
121	9248452E Polio Immunization Programme XI (Dec 11 2008)	1091	26	182	909	7	128
Total		**225937**	**7766**	**65197**	**160740**	**1249**	**25784**

क्र. संख्या	ऋण ब्यौरा/योजना वार	दिनांक 31.3.2026 तक प्राप्त की गई ऋण राशि	मूलधन की पुनःअदायगी Principal Repaid		दिनांक 31.3.2026 की स्थिति के अनुसार बकाया समापन ऋण	ब्याज और अन्य प्रभारों का भुगतान Payment of Interest & Other Charges	
Sl. No.	Loan Details/ Planwise	Loan Amt. Availed Upto 31/03/2026	During 2025-2026 2025-2026 के दौरान	Upto 31/03/2026 दिनांक 31.3.2026 तक	Closing Debt Outstanding as on 31.3.2026	During 2025-2026 वर्ष 2025-2026 के दौरान	Upto 31/03/2026 दिनांक 31.3.2026 तक
2012-2017 Twelfth Five Year Plan							
122	1055960E Sustainable Municipal Infrastructure Financing in TN-Phase-II Part-2 (Jun 18 2014)	48695	10000	20000	28695	771	4821
123	12237800E Green Energy Corridors - Intra State Transmission System in Andhra Pradesh (Oct 5 2015)	32000	6476	14618	17382	383	3913
124	12279000 Nagpur Metro Project (Apr 1 2016)	142100	22490	22490	119610	4098	19822
125	13411370E Climate Friendly Urban Mobility-Integrated Water Trnsport Kochi (Jun 17 2016)	220	0	220	0	0	12
126	13411991 Chennai Water Production & Demand Management Program-I (Jun 28 2016)	24000	0	0	24000	442	1621
127	15571424E Green Energy Coridors Intra State Transmission System in HP (Oct 5 2015)	25970	6067	7731	18239	392	1979
128	15586494E Himachal Pradesh Forest Ecosystem Climate Proofing (Dec 29 2015)	500	0	500	0	0	97
129	15617954E Climate Friendly Urban Mobility-Integrated Water Transport Kochi (Jun 17 2016)	24927	0	24927	0	0	873
130	15619068E GEC-Intrastate Transmission system in Gujarat (Jun 30 2016)	48073	0	0	48073	702	3333
131	16712454 Nagpur Metro Project (Apr 1 2016)	128700	0	0	128700	3789	17008
132	17793176E Green Energy Corridors - Intra State Transmission System in Andhra Pradesh (Oct 5 2015)	15000	0	0	15000	258	1275
133	17796502E Solar PV Power Plant Sakri (Shivajinagar) (Oct 5 2015)	53182	0	53182	0	0	2931
134	17822450 Nagpur Metro Project (Apr 1 2016)	90400	0	0	90400	2661	10720
135	18993418 Chennai Water Production & Demand Management Programe-I (Jun 28 2016)	59000	6930	10240	48760	993	4402
136	18994239 GEC-Intra State Transmission System in Madhya Pradesh (Jun 30 2016)	45000	7765	45000	0	73	3065
137	18994240E GEC-Intra State Transmission System in Madhya Pradesh (Jun 30 2016)	45361	4045	4045	41316	689	3783
138	18995877E GEC-Intrastate Transmission System in Gujarat (Jun 30 2016)	40363	9383	36823	3540	154	2842
139	2167623E Environment Related Urban Infrastructure Development Odisha (Aug 2 2012)	22499	4762	12976	9523	234	3200
140	3618214E Sustainable Municipal Infrastructure Financing in TN-Phase-II Part-2 (Jun 18 2014)	5000	0	5000	0	0	463
141	3663743E Sustainable Municipal Infrastructure Financing in Tamil Nadu Ph 2 Pt. 1 (Dec 19 2012)	20000	0	20000	0	0	1593
142	4191383E Environment Related Urban Infrastructure Development Odisha (Aug 2 2012)	15000	0	15000	0	0	1486
143	44188E Sustainable Municipal Infrastructure Financing in TN-Phase-II Part-2 (Jun 18 2014)	5000	166	332	4668	36	365
144	5134259E Green Energy Corridors -Intra-State Transamission System in TN (Dec 17 2014)	16000	0	16000	0	0	1208
145	529723E Green Energy Corridors - Intra State Transmission System in Andhra Pradesh (Oct 5 2015)	21000	0	21000	0	0	1976
146	5774016E Sustainable Municipal Infrastructure Financing in TN-Phase-II Part-2 (Jun 18 2014)	25000	0	25000	0	0	2627
147	6282843E Environment Related Urban Infrastructure Development Odisha (Aug 2 2012)	2500	0	2500	0	0	136
148	6849175E Sustainable Municipal Infrastructure Financing in Tamil Nadu Ph2 Pt.1 (Dec 19 2012)	10000	0	10000	0	0	829
149	7354672E Shoogtong-Karcham Hydropower Project- HP (Dec 21 2012)	13139	0	13139	0	0	6192
150	7383864E Green Energy Corridors - Intra State Transmission System in Tamilnadu (Dec 17 2014)	50000	7238	31047	18953	397	5592

क्र. संख्या	ऋण ब्यौरा/योजना वार	दिनांक 31.3.2026 तक प्राप्त की गई ऋण राशि	मूलधन की पुनःअदायगी Principal Repaid		दिनांक 31.3.2026 की स्थिति के अनुसार बकाया समापन ऋण	ब्याज और अन्य प्रभारों का भुगतान Payment of Interest & Other Charges	
Sl. No.	**Loan Details/ Planwise**	**Loan Amt. Availed Upto 31/03/2026**	**During 2025-2026** 2025-2026 के दौरान	**Upto 31/03/2026** दिनांक 31.3.2026 तक	**Closing Debt Outstanding as on 31.3.2026**	**During 2025-2026** वर्ष 2025-2026 के दौरान	**Upto 31/03/2026** दिनांक 31.3.2026 तक
151	7383880E Green Energy Corridors - Intra State Transmission System in Tamilnadu (Dec 17 2014)	10000	0	0	10000	163	1124
152	7389275E Green Energy Corridors -Intra-State Transamission System in Raj. (Dec 17 2014)	5000	0	5000	0	0	279
153	7390204E Green Energy Corridors - Intra State Transmission System in Rajasthan (Dec 17 2014)	20000	0	20000	0	0	1663
154	7390308E Green Energy Corridors - Intra State Transmission System in Rajasthan (Dec 17 2014)	16500	4666	5329	11171	239	1754
155	7391555E Green Energy Corridors - Intra State Transmission System in Rajasthan (Dec 17 2014)	7500	0	0	7500	122	599
156	7735988E Green Energy Corridors-Intra State Transmission System in Himachal Pradesh (Oct 5 2015)	2230	0	2230	0	0	274
157	7889464E Sustainable Municipal Infrastructure Financing in Tamil Nadu Ph. 2 Pt. 1 (Dec 19 2012)	48000	8000	32000	16000	396	5025
158	9950643E Shongton-Karcham Hydropower Project-HP (Dec 21 2012)	6787	226	679	6108	47	1264
Total		**1144647**	**98214**	**477008**	**667639**	**17040**	**120145**
2023-2024 For Financial Year							
159	12873519E Climate-Friendly Energy Supply (Programme)- (Dec 15 2023)	200000	0	0	200000	5700	8230
Total		**200000**	**0**	**0**	**200000**	**5700**	**8230**
Grand Total		**4713986**	**236139**	**2681653**	**2032332**	**29187**	**734782**

अंतरराष्ट्रीय पुनर्निर्माण और विकास बैंक
मुद्राः अमेरिकी डॉलर हजारों में
International Bank for Reconstruction and Development
Currency : Thousands U S Dollars

2017-2018 For Financial Year							
1	8725-IN National Hydrology Project (Apr 18 2017)	134257	7698	19182	115075	6368	23480
2	8753-IN Himachal Pradesh Public Financial Management Capacity Building Program (May 31 2017)	36000	2603	9954	26046	1520	8020
3	8754-IN Assam Citizen-Centric Service Delivery Project (Jun 5 2017)	32080	2362	8440	23640	1379	6282
4	8755-IN Andhra Pradesh 24x7 - Power for All Project (Jun 22 2017)	129505	9259	36862	92643	5405	30633
5	8757-IN Jharkhand Opportunities for Harnessing Rural Growth Project (Jul 28 2017)	76918	6458	18861	58057	3483	15969
6	8765-IN Assam State Public Finance Institutional Reforms(ASPIRe) Project (Jun 27 2017)	31500	2335	8127	23373	1350	6116
7	8769-IN Skill india Mission Operation (SIMO) (Dec 13 2017)	219520	18354	54508	165012	9703	47768
8	8776-IN National Agricultural Higher Education Project (NAHEP) (Oct 16 2017)	66839	4994	16845	49994	2928	14530
9	8782-IN Odisha Higher Education Program for Excellence and Equity (Nov 7 2017)	69526	5563	16678	52848	3112	16851
10	8811-IN Uttar Pradesh Pro-Poor Tourism Development Project (Dec 28 2017)	31405	2430	5858	25547	1510	5395
Total		**827550**	**62056**	**195314**	**632236**	**36757**	**175043**
2018-2019 For Financial Year							
11	8828-IN Meghalaya Community-Led Landscapes Management Project (Apr 16 2018)	42999	4445	11880	31119	1877	7144
12	8829-IN Maharashtra Project on Climate Resilient Agriculture (Apr 6 2018)	419937	23390	46038	373899	22124	78093
13	8833-IN Madhya Pradesh Rural Connectivity Project (Apr 24 2018)	184562	5169	7922	176639	10327	46414
14	8839-IN National Nutrition Mission (Additional financing for the ISSNIP) (May 7 2018)	179076	11627	45612	133464	7639	39018
15	8854-IN National Rural Economic Transformation Project - Add. Fin. for NRLP (Mar 5 2019)	209034	21901	55719	153315	9128	33893
16	8864-IN Additional Financing for PMGSY Rural Roads Projects (May 31 2018)	270000	27000	135000	135000	8268	46127

क्र. संख्या	ऋण ब्यौरा/योजना वार	दिनांक 31.3.2026 तक प्राप्त की गई ऋण राशि	मूलधन की पुनःअदायगी Principal Repaid		दिनांक 31.3.2026 की स्थिति के अनुसार बकाया समापन ऋण	ब्याज और अन्य प्रभारों का भुगतान Payment of Interest & Other Charges	
Sl. No.	Loan Details/ Planwise	Loan Amt. Availed Upto 31/03/2026	During 2025-2026 2025-2026 के दौरान	Upto 31/03/2026 दिनांक 31.3.2026 तक	Closing Debt Outstanding as on 31.3.2026	During 2025-2026 वर्ष 2025-2026 के दौरान	Upto 31/03/2026 दिनांक 31.3.2026 तक
17	8869-IN Second Programmatic Electricity Distribution Reform Development Policy Loan (Aug 28 2018)	250000	13900	69500	180500	10467	53785
18	8877-IN Uttarakhand Workforce Development Project (Sep 18 2018)	54181	3652	8804	45376	2661	11003
19	8909-IN Additional Financing for Dam Rehabilitation and Improvement Project (Mar 8 2019)	28578	2200	9902	18676	1103	5609
20	8918-IN Shimla Water Supply and Sewerage Service Delivery Reform Program (Feb 15 2019)	40000	3480	10440	29560	1746	9115
21	8921-IN Additional Financing for the Uttarakhand Disaster Recovery Project (Mar 5 2019)	94210	9440	18691	75519	4527	17361
22	8923-IN Chhattisgarh Public Financial Management and Accountability Pgm. (Mar 5 2019)	13951	2574	4940	9011	591	2454
Total		**1786528**	**128779**	**424450**	**1362078**	**80460**	**350017**
2019-2020 For Financial Year							
23	8926-IN Program Towards Elimination of Tuberculosis (Jun 27 2019)	378679	14281	49306	329374	18213	64836
24	8934-IN Tamil Nadu Health System Reform Program (Jun 4 2019)	287000	20452	35722	251278	15310	48001
25	8939-IN Rajasthan State Highways Development Program II Project (Jun 27 2019)	237472	7257	12479	224992	12596	34103
26	8940-IN Uttar Pradesh Core Road Network Development Project (Oct 11 2019)	126499	5262	5262	121236	7177	31554
27	8945-IN Andhra Pradesh Health Systems Strengthening Project (Jun 27 2019)	294853	6280	6280	288573	16790	55285
Total		**1324503**	**53533**	**109049**	**1215453**	**70085**	**233780**
2020-2021 For Financial Year							
28	9086-IN COVID-19 Emergency Response and Health Systems Preparedness Project (Apr 3 2020)	1000000	74000	74000	926000	52726	227114
29	9093-IN First Tamil Nadu Housing Sector Strengthening Program DPL (Jun 29 2020)	200000	11000	21000	179000	10556	41496
30	9111-IN Accelerating India's COVID-19 Social Protection Response Program (May 15 2020)	200000	7400	7400	192600	11260	43143
31	9153-IN Micro,Small and Medium Enterprises Emergency Response Project (Jul 6 2020)	750000	53550	53550	696450	40392	168661
Total		**2150000**	**145950**	**155950**	**1994050**	**114934**	**480413**
2021-2022 For Financial Year							
32	9280-IN Coordinated &Responsive Indian Social Protection Sys Prog (Post-Covid) (Jul 15 2021)	387500	0	0	387500	21429	81064
Total		**387500**	**0**	**0**	**387500**	**21429**	**81064**
2002-2007 Tenth Five Year Plan							
33	4818-IN Karnataka Municipal Reforms Project (May 2 2006)	204614	17219	195739	8875	1183	32532
34	4837-IN IInd Operation under Orissa Socio-Econ.Dev.Prog. (Aug 28 2006)	150000	13435	135820	14180	1317	39979
35	4845-IN Third Pradesh Economic Reform Orogram(APER) (Feb 8 2007)	150000	13690	135505	14495	1289	36631
36	4846-IN Tamil Nadu Irrigated Agriculture Modernisation and Water Bodies Restoration (Feb 12 2007)	289565	24897	249430	40136	3191	49640
Total		**794179**	**69241**	**716494**	**77686**	**6980**	**158782**
2007-2012 Eleventh Five Year Plan							
37	4857-IN Andhra Pradesh and Telangana Commun. Based Tank Management Project (Jun 8 2007)	71584	5891	62088	9496	707	10641
38	4860-IN Himachal Pradesh State Roads Project (Aug 7 2007)	219998	19455	188673	31325	2332	33877
39	4862-IN Strengthening Rural Credit Cooperative Project (Nov 2 2007)	136228	11723	117349	18879	1392	23704
40	4871-IN Himachal Pradesh Development Policy Programme (Nov 19 2007)	135000	11605	109725	25275	1742	27156
41	4872-IN Karnataka Community Based Tank Management Project (Nov 2 2007)	22292	1916	18112	4180	288	3657
42	4879-IN Bihar Development Policy Operation (Jan 15 2008)	150000	12850	122060	27940	1876	29990
43	7576-IN Orissa Community Tanks Management Project (Jan 27 2009)	31785	1370	14626	17159	913	6974

क्र. संख्या	ऋण ब्यौरा/योजना वार	दिनांक 31.3.2026 तक प्राप्त की गई ऋण राशि	मूलधन की पुनःअदायगी Principal Repaid		दिनांक 31.3.2026 की स्थिति के अनुसार बकाया समापन ऋण	ब्याज और अन्य प्रभारों का भुगतान Payment of Interest & Other Charges	
Sl. No.	Loan Details/ Planwise	Loan Amt. Availed Upto 31/03/2026	During 2025-2026 2025-2026 के दौरान	Upto 31/03/2026 दिनांक 31.3.2026 तक	Closing Debt Outstanding as on 31.3.2026	During 2025-2026 वर्ष 2025-2026 के दौरान	Upto 31/03/2026 दिनांक 31.3.2026 तक
44	7577-IN Orissa State Roads Project (Jan 27 2009)	79283	3393	38428	40855	2224	17201
45	7687-IN Coal Fired Generation Rehabilitation Project (Dec 17 2009)	104138	4408	44616	59521	3219	22069
46	7748-IN Haryana Power System Improvement Project (Aug 17 2009)	260212	10664	116230	143982	7679	59195
47	7788-IN Banking Sector Support Loan (Oct 13 2009)	2000000	80000	920000	1080000	59910	537071
48	7792-IN Andhra and Telangana Road Sector Project (Jan 22 2010)	191535	8100	82090	109444	6099	46441
49	7796-IN Statistical Strengthening Loan (Jul 9 2010)	107000	4280	47080	59920	3333	28925
50	7816-IN Andhra Pradesh and Telangana Municipal Development Project (Jan 22 2010)	202808	9447	84536	118271	6726	47480
51	7818-IN Sustainable Urban Trasport Project (Feb 5 2010)	88822	3826	37177	51644	2878	20885
52	7865-IN Tamil Nadu Road Sector Project (Jul 6 2010)	38059	1903	20932	17126	959	9393
53	7897-IN Water Sector Improvement Project (Aug 14 2010)	396167	16569	155780	240388	13520	93672
54	7924-IN Capacity Building for Industrial Pollution Management Project (Jul 22 2010)	364	15	145	218	12	149
55	7941-IN Mumbai Urban Transport Project-2A (Jul 23 2010)	280105	11368	115211	164894	9238	67538
56	7943-IN Dam Rehabilitation and Improvement Project (Dec 21 2011)	139650	6535	44872	94778	5310	28143
57	7980-IN NHAI Technical Assistance Project (Dec 22 2010)	24014	2076	17794	6220	410	4141
58	7995-IN PMGSY Rural Roads Project (Jan 14 2011)	500000	38501	384996	115004	7662	85891
59	8022-IN Second Karnataka State Highway Imporvement Project (May 30 2011)	295213	24636	221586	73627	4774	51276
60	8029-IN e-Delivery of Public Services Development Policy Loan (May 10 2011)	150000	11550	115500	34500	2237	30876
61	8065-IN National Ganga River Basin Project (Jun 14 2011)	334825	36800	206535	128290	8322	48687
62	8066-IN Eastern Dedicated Freight Corridor-I Project (Oct 27 2011)	530809	35968	260452	270357	16193	114504
63	8090-IN West Bengal Accelerated Development of Minor irrigation Project (Dec 21 2011)	20193	2001	13222	6971	439	3197
Total		**6510084**	**376849**	**3559818**	**2950266**	**170393**	**1452732**
2012-2017 Twelfth Five Year Plan							
64	8136-IN Assam State Roads Project (Nov 5 2012)	282700	24281	185873	96826	5958	48526
65	8196-IN H.P.Develop. Policy Loan to Promote Inclusive Green Growth&Sustain.Develop. (Sep 29 2012)	100000	7700	65450	34550	2093	23149
66	8199-IN Himachal Pradesh State Road Project-Additional Financing (Jan 21 2013)	46700	3596	28767	17933	1102	8980
67	8254-IN Second Kerala State Trasport Project -II (Jun 19 2013)	196000	16982	111329	84671	5042	35934
68	8301-IN National Highways Interconnectivity Improvement Project (Jul 1 2014)	307736	24443	173586	134150	7892	61675
69	8313-IN Second Gujarat State Highway Project (Feb 12 2014)	175000	14681	87073	87927	5274	31441
70	8330-IN Technology Centre Systems Programme (Nov 10 2014)	122962	9991	63124	59838	3518	21957
71	8487-IN Punjab Rural Water and Sanitation Sector Improvement Project (May 11 2015)	189418	7064	30261	159157	9594	54846
72	8488-IN Tamil Nadu Sustainable Urban Development Project (Jun 3 2015)	352730	14176	54987	297743	17498	98116
73	8499-IN Tamil Nadu Road Sector Project-II (May 28 2015)	300000	9630	32130	267870	16326	79861
74	8559-IN Swachh Bharat Mission Support Operation (Mar 30 2016)	1259051	70003	350016	909035	54142	290104
75	8601-IN Karnataka Urban Water Supply Modernization Project (May 24 2016)	100000	5977	16233	83767	4838	15460
76	8605-IN 1st Programmatic Elect. Disb. Reform Dev. Policy Loan For Raj (Mar 31 2016)	250000	16150	48450	201550	11812	82723
77	8631-IN North Eastern Region Power System Improvement Project (Nov 28 2016)	455722	23794	98116	357606	21128	100138
78	8723-IN W.B.Support to Institutional Strengthening of the Gram Panchayats PR PH-II (Mar 22 2017)	201320	13408	13408	187912	11350	55459

क्र. संख्या	ऋण ब्यौरा/योजना वार	दिनांक 31.3.2026 तक प्राप्त की गई ऋण राशि	मूलधन की पुनःअदायगी Principal Repaid		दिनांक 31.3.2026 की स्थिति के अनुसार बकाया समापन ऋण	ब्याज और अन्य प्रभारों का भुगतान Payment of Interest & Other Charges	
Sl. No.	Loan Details/ Planwise	Loan Amt. Availed Upto 31/03/2026	During 2025-2026 2025-2026 के दौरान	Upto 31/03/2026 दिनांक 31.3.2026 तक	Closing Debt Outstanding as on 31.3.2026	During 2025-2026 वर्ष 2025-2026 के दौरान	Upto 31/03/2026 दिनांक 31.3.2026 तक
79	TF16957 2nd DPL to Promote Inclusive Green Growth & Sustainable	100000	2000	3000	97000	246	3224
Total	Development in HP (Jun 11 2014)	**4439337**	**263876**	**1361802**	**3077535**	**177812**	**1011593**
2022-2023 For Financial Year							
80	9414-IN Second Tamil Nadu Housing Sector Strengthening Dev. Policy	190000	4750	4750	185250	10419	36012
	Loan (Aug 1 2022)						
81	9424-IN Catalyzing Private Financing for Sustainable Recovery and	667000	0	0	667000	36886	117724
Total	Growth DPL (Nov 29 2022)	**857000**	**4750**	**4750**	**852250**	**47305**	**153736**
2023-2024 For Financial Year							
82	9574-IN First Low-Carbon Energy Programmatic Development Policy	1443430	67264	100896	1342534	77328	167428
Total	Loan (Nov 10 2023)	**1443430**	**67264**	**100896**	**1342534**	**77328**	**167428**
Grand Total		**20520111**	**1172299**	**6628523**	**13891588**	**803483**	**4264589**

अंतरराष्ट्रीय विकास संघ
मुद्राः अमेरीकी डॉलर हजारों में
International Development Association
Currency : Thousands U S Dollars

1974-1978 Fifth Five Year Plan								
1	0680-IN	Kerala Agricultural Development Program (Apr 1 1977)	30000	900	29100	900	12	5992
2	0682-IN	Orissa Agricultural Development Program (Apr 1 1977)	18684	561	18123	561	7	3977
3	0685-IN	Singrauli Thermal Power Project (Apr 1 1977)	150000	4500	145500	4500	59	32830
4	0687-IN	Madras Urban Development Program (Apr 1 1977)	24000	720	23280	720	9	5377
5	0690-IN	West Bengal Agricultural Project (Jun 1 1977)	6848	205	6642	205	3	1337
6	0695-IN	Gujarat Fisheries Project (Apr 22 1977)	4000	120	3880	120	2	914
7	0712-IN	M.P. Agricultural Extension Project (Jun 1 1977)	9740	292	9301	438	5	2101
8	0715-IN	Second A.R.D.C. Project (Jun 1 1977)	200000	6000	191000	9000	101	46861
9	0720-IN	Periyar Vaigai Irrigation Project (Jun 30 1977)	23000	690	22310	690	9	4875
10	0728-IN	Assam Agricultural Project (Jun 30 1977)	8000	240	7640	360	4	1665
11	0736-IN	Maharashtra Irrigation Project (Oct 11 1977)	70000	2100	67900	2100	28	15119
12	0737-IN	Rajasthan Agrl. Extn.& Reser. Project (Nov 14 1977)	13000	390	12415	585	7	2820
13	0740-IN	Orissa Irrigation Project (Oct 11 1977)	58000	1740	55390	2610	29	12722
14	0747-IN	Second Foodgrain Storage Project (Jan 6 1978)	104512	3135	98241	6271	65	21586
15	0756-IN	IInd Calcutta Urban Development Project (Jan 6 1978)	87000	2610	81780	5220	54	19600
16	0761-IN	Bihar Agriculture Research Project (Jan 6 1978)	4170	125	3983	188	2	863
Total			**810953**	**24329**	**776486**	**34468**	**395**	**178640**
1978-1979 Yearly Plan								
17	0788-IN	Karnataka Irrigation Project (May 12 1978)	117640	3529	110581	7058	73	24912
18	0793-IN	Korba Thermal Power Project (May 12 1978)	199919	5998	187924	11995	124	42976
19	0806-IN	J & K Horticulture Project (Jul 17 1978)	6703	201	6301	402	4	1370
20	0808-IN	Gujarat Irrigation Project (Jul 17 1978)	85000	2550	79900	5100	53	18202
21	0815-IN	A.P. Fisheries Project (Jun 19 1978)	9977	299	9379	599	6	2162
22	0816-IN	Second National Seed Project (Jul 17 1978)	16000	480	14800	1200	12	3316

क्र. संख्या	ऋण ब्यौरा/योजना वार		दिनांक 31.3.2026 तक प्राप्त की गई ऋण राशि	मूलधन की पुनःअदायगी Principal Repaid		दिनांक 31.3.2026 की स्थिति के अनुसार बकाया समापन ऋण	ब्याज और अन्य प्रभारों का भुगतान Payment of Interest & Other Charges	
Sl. No.	Loan Details/ Planwise		Loan Amt. Availed Upto 31/03/2026	During 2025-2026 2025-2026 के दौरान	Upto 31/03/2026 दिनांक 31.3.2026 तक	Closing Debt Outstanding as on 31.3.2026	During 2025-2026 वर्ष 2025-2026 के दौरान	Upto 31/03/2026 दिनांक 31.3.2026 तक
23	0824-IN	National Dairy Project (Jun 19 1978)	150000	4500	138750	11250	110	31374
24	0842-IN	IInd Bombay Water Sup & Sew Project (Nov 13 1978)	196000	5880	181300	14700	143	38464
25	0843-IN	Haryana Irrigation Project (Aug 16 1978)	111000	3330	102675	8325	81	25129
26	0844-IN	Raily Modernisation & Maint. Project (Nov 13 1978)	190000	5700	175750	14250	139	41178
27	0848-IN	Punjab Water Supply & Sewerage (Oct 27 1978)	35208	1056	32568	2641	26	7842
28	0855-IN	National Agri Research Project (Dec 7 1978)	19468	584	18007	1460	14	4074
29	0862-IN	Composite Agricultural Extension (Feb 16 1979)	25000	750	23125	1875	18	5472
30	0871-IN	National Cooperative Development Program (Feb 2 1979)	30000	900	27300	2700	25	6774
31	0874-IN	Ramagundam Thermal Power Project (Feb 2 1979)	200000	6000	182000	18000	169	43981
32	0889-IN	Punjab Irrigation Project (Mar 30 1979)	129000	3870	117390	11610	109	27392
Total			**1520915**	**45627**	**1407750**	**113165**	**1105**	**324620**
1979-1980 Yearly Plan								
33	0899-IN	Mahrashtra Water Supply and Sewage Project (Jun 21 1979)	48000	1440	43680	4320	40	10450
34	0911-IN	Second REC Project (Jun 21 1979)	171749	5152	156292	15457	145	38700
35	0925-IN	U.P Social Forestry Project (Jun 21 1979)	23000	690	20930	2070	19	5045
36	0947-IN	Third ARDC Credit Project (Aug 20 1979)	250000	7500	227500	22500	211	58367
37	0963-IN	Inland Fisheries Project (Jan 18 1980)	19347	580	17315	2031	19	3826
Total			**512096**	**15363**	**465717**	**46379**	**434**	**116388**
1980-1985 Sixth Five Year Plan								
38	0954-IN	IInd Maharashtra Irrig. Project (Apr 14 1980)	210000	6300	184800	25200	224	46411
39	0961-IN	Gujarat Community Forestry Project (Apr 14 1980)	37000	1110	32560	4440	40	8211
40	0981-IN	Second Population Project (Apr 14 1980)	44238	1327	38929	5309	47	9099
41	1003-IN	Tamilnadu Nutrition Project (May 12 1980)	31977	959	28140	3837	34	6611
42	1004-IN	U.P.Public Tubewells Project (May 12 1980)	18000	540	15840	2160	19	4086
43	1011-IN	Second Gujrat Irrigation Project (May 12 1980)	159264	4778	140152	19112	170	33559
44	1012-IN	Cashewnut Project (Jun 10 1980)	15352	461	13510	1842	16	3188
45	1027-IN	Second Singrauli Thermal Power (Jun 5 1980)	300000	9000	264000	36000	321	63611
46	1028-IN	Kerala Agriculture Extension Project (Jun 25 1980)	10000	300	8800	1200	11	2048
47	1033-IN	Calcutta Urban Transport Project (Oct 27 1980)	44571	1337	39223	5349	48	9863
48	1034-IN	Karnataka Sericulture Project (Oct 27 1980)	53947	1618	47474	6474	58	11048
49	1046-IN	Rajasthan Water Supply & Sewerag Project (Jun 25 1980)	80000	2400	69200	10800	94	16509
50	1053-IN	Farakka Thermal Power Project (Jul 11 1980)	225000	6750	194625	30375	266	47835
Total			**1229350**	**36880**	**1077252**	**152097**	**1348**	**262078**
2017-2018 For Financial Year								
51	5938-IN	Bihar Rural Roads Project (May 29 2017)	147972	7335	30613	117359	7539	34934
52	5965-IN	Skill Strengthening for Industrial Value Enhancement Operation (Dec 19 2017)	91417	4473	19843	71575	4407	19710
Total			**239389**	**11808**	**50456**	**188933**	**11946**	**54644**
2019-2020 For Financial Year								
53	6464-IN	First Resilient Kerala Program Development Policy Financing (Jun 28 2019)	90400	4628	6943	83457	4914	22124
Total			**90400**	**4628**	**6943**	**83457**	**4914**	**22124**

क्र. संख्या	ऋण ब्यौरा/योजना वार	दिनांक 31.3.2026 तक प्राप्त की गई ऋण राशि	मूलधन की पुनःअदायगी Principal Repaid		दिनांक 31.3.2026 की स्थिति के अनुसार बकाया समापन ऋण	ब्याज और अन्य प्रभारों का भुगतान Payment of Interest & Other Charges	
Sl. No.	Loan Details/ Planwise	Loan Amt. Availed Upto 31/03/2026	During 2025-2026 2025-2026 के दौरान	Upto 31/03/2026 दिनांक 31.3.2026 तक	Closing Debt Outstanding as on 31.3.2026	During 2025-2026 वर्ष 2025-2026 के दौरान	Upto 31/03/2026 दिनांक 31.3.2026 तक
2020-2021 For Financial Year							
54	6656-IN Accelerating India's COVID-19 Social Protection Response Program (May 15 2020)	240430	8896	8896	231534	13536	51864
55	6812-IN Second Accelerating India's COVID-19 Social Protection Response Program (Dec 16 2020)	291400	0	0	291400	15842	60674
Total		**531830**	**8896**	**8896**	**522934**	**29378**	**112538**
2012-2017 Twelfth Five Year Plan							
56	5524-IN Neeranchal National Watershed Project (Jan 14 2016)	1198	60	390	808	50	269
57	5573-IN Telangana Rural Inclusive Growth Project (Jan 27 2016)	2199	110	660	1540	98	660
58	5576-IN Andhra Pradesh Rural Inclusive Growth Project (Nov 16 2015)	48522	2388	15088	33434	2072	12412
59	5578-IN Enhancing Teacher Effectiveness in Bihar Operation (Aug 7 2015)	116600	5830	32065	84535	5204	32941
60	5693-IN National Cyclone Risk Mitigation Project-II (Aug 11 2015)	196223	9486	58679	137544	8466	42234
61	5694-IN Andhra Pradesh Disaster Recovery Project (Jul 16 2015)	141369	6918	41058	100312	6153	31750
62	5696-IN Bihar Kosi Basin Development Project (Jan 20 2016)	169311	8514	45803	123508	7693	34333
63	5703-IN Madhya Pradesh Higher Education Quality Improvement Project (Mar 1 2016)	262051	13058	72706	189346	12017	58008
64	5705-IN Citizen Access to Responsive Services Project (Mar 17 2016)	28280	1414	7070	21210	1340	7209
65	5738-IN Nai Manzil - Education and Skills Training for Minorities Project (Dec 30 2015)	49569	2477	13657	35912	2222	10844
66	5838-IN Himachal Pradesh Horitculture Development Project (Jun 21 2016)	106492	5290	25253	81239	5140	17987
67	5867-IN Bihar Transformative Development Project - JEEVIKA II (Jul 8 2016)	290000	14500	65250	224750	14458	69511
68	5868-IN Tejaswini: Socioeconomic Empowerment of Adolescent Girls and Young Women (Feb 23 2017)	33062	1570	8721	24341	1526	5767
69	5874-IN Technical Education Quality Improvement Project - III (Feb 1 2017)	164325	8214	37013	127312	8190	39732
70	5927-IN Nagaland Health Project (Jan 16 2017)	42993	2150	8600	34393	2221	9001
71	5948-IN Uttarakhand Health Systems Development Project (Mar 23 2017)	64952	3238	13738	51214	3229	10258
Total		**1717147**	**85216**	**445749**	**1271398**	**80079**	**382918**
2021-2022 For Financial Year							
72	6955-IN Coordinated &Responsive Indian Social Protection Sys Prog (Post-Covid) (Jul 15 2021)	94500	0	0	94500	5226	19769
Total		**94500**	**0**	**0**	**94500**	**5226**	**19769**
2022-2023 For Financial Year							
73	7183-IN Catalyzing Private Financing for Sustainable Recovery and Growth DPL (Nov 29 2022)	83000	0	0	83000	4590	14649
Total		**83000**	**0**	**0**	**83000**	**4590**	**14649**
2023-2024 For Financial Year							
74	7375-IN First Low-Carbon Energy Programmatic Development Policy Financing (Nov 10 2023)	56570	2636	3954	52616	3031	6562
Total		**56570**	**2636**	**3954**	**52616**	**3031**	**6562**
Grand Total		**6886150**	**235385**	**4243203**	**2642947**	**142446**	**1494930**

मुद्राः विशेष आहरण अधिकार हजारों में
Currency : Thousands Special Drawing Right

1980-1985 Sixth Five Year Plan							
75	1072-IN Bihar Rural Roads Project (Dec 5 1980)	26602	798	23011	3591	33	5730
76	1078-IN Mahanadi Barrages Project (Dec 5 1980)	63300	1899	54754	8546	71	13073
77	1082-IN IInd Madras Urban Development Project (Jan 14 1981)	32600	978	28199	4401	33	6949
78	1108-IN M.P.Medium Irrigation Project (Mar 26 1981)	106621	3199	90628	15993	115	22141

क्र. संख्या	ऋण ब्यौरा/योजना वार		दिनांक 31.3.2026 तक प्राप्त की गई ऋण राशि	मूलधन की पुनःअदायगी Principal Repaid		दिनांक 31.3.2026 की स्थिति के अनुसार बकाया समापन ऋण	ब्याज और अन्य प्रभारों का भुगतान Payment of Interest & Other Charges	
Sl. No.	Loan Details/ Planwise		Loan Amt. Availed Upto 31/03/2026	During 2025-2026 2025-2026 के दौरान	Upto 31/03/2026 दिनांक 31.3.2026 तक	Closing Debt Outstanding as on 31.3.2026	During 2025-2026 वर्ष 2025-2026 के दौरान	Upto 31/03/2026 दिनांक 31.3.2026 तक
79	1112-IN	VIIIth Telecom Project (Mar 26 1981)	239967	7199	203972	35995	258	53854
80	1116-IN	Karnataka Tank Irrigation Project (Mar 26 1981)	43500	1305	36975	6525	77	9098
81	1125-IN	Hazira Fertilizer Project (Oct 28 1981)	320309	9609	272263	48046	344	70231
82	1135-IN	Maharashtra Agricultural Extn. Project (May 7 1981)	18900	567	16065	2835	23	4042
83	1137-IN	Tamilnadu Agricultural Extension Project (May 7 1981)	22837	685	19411	3426	28	4799
84	1138-IN	MP Agricutural Extn. II Project (May 7 1981)	30300	909	25755	4545	37	6066
85	1146-IN	Second N.C.D.C. Project (Jul 21 1981)	95747	2872	81384	14362	108	20648
86	1172-IN	Second Korba Thermal Power Project (Feb 4 1982)	314571	9434	267404	47168	356	64965
87	1177-IN	Madhya Pradesh Irrigation Project (Feb 24 1982)	165478	4960	138199	27279	196	33868
88	1178-IN	West Bengal Social Forestry Project (Feb 24 1982)	25627	769	21399	4228	35	5211
89	1185-IN	Kanpur Urban Development Project (Feb 4 1982)	19243	577	16068	3175	25	4128
90	1209-IN	Fourth ARDC Credit (Feb 24 1982)	139000	4170	116065	22935	203	33066
91	1219-IN	Andhra Predesh Agricultural Extention Project (May 5 1982)	5300	159	4346	954	7	1218
92	1269-IN	Kallada Irrigation and Tree Crop (Jul 6 1982)	52300	1569	42886	9414	76	12214
93	1280-IN	Gujarat Water Supply and Sew. Project (Nov 9 1982)	48190	1446	38793	9397	77	12054
94	1286-IN	Social Forestry Project (Sep 7 1982)	29400	882	23667	5733	47	6726
95	1288-IN	Chambal (MP) Irrigation II Project (Sep 7 1982)	26488	795	21323	5165	44	5798
96	1289-IN	Subernarekha Irrigation Project (Nov 9 1982)	116300	3489	93622	22678	171	27012
97	1299-IN	Second Railway Modernization Project (Dec 23 1982)	184700	5541	148684	36016	284	42618
98	1319-IN	IInd Haryana Irrigation Project (Feb 23 1983)	124000	3720	97960	26040	212	28984
99	1332-IN	U.P.Public Tube-wells Phase II (Mar 31 1983)	91600	2748	72364	19236	144	20801
100	1356-IN	Upper Indravati Hydro Project (Jun 8 1983)	156000	4680	123240	32760	246	34531
101	1369-IN	IIIrd Calcutta Urban Development Project (Jun 8 1983)	75596	2268	59721	15875	133	18875
102	1383-IN	Maharastra Water Utilization Project (Jun 30 1983)	29034	871	22937	6097	51	6647
103	1397-IN	IInd Orissa Irrigation Project (Sep 16 1983)	61239	1837	48379	12860	103	15030
104	1424-IN	Rainfed areas watershed Dev. Project (Feb 8 1984)	19040	571	14761	4279	36	4128
105	1426-IN	Third Population Project (Feb 8 1984)	51168	1533	38906	12262	89	12207
106	1432-IN	Karnata Social Forestry Project (Feb 8 1984)	23400	702	18135	5265	45	5272
107	1454-IN	Tamil Nadu Water Supply & Sanitation Project (Nov 14 1984)	35300	1059	26828	8472	64	7280
108	1468-IN	Second Periyar Vaigai Irrigation Project (Oct 12 1984)	16600	498	12616	3984	41	3832
109	1483-IN	Upper Ganga Irrigation and Modernisation Project (Jun 29 1984)	94376	2830	71737	22639	191	20126
110	1496-IN	Second Gujarat Medium Irrigation Project (Jun 29 1984)	138685	4160	105407	33277	265	30198
111	1502-IN	NCDC III Project (Oct 12 1984)	180200	5406	134249	45951	335	39484
112	1514-IN	Kerala Social Forestry Project (Dec 12 1984)	24798	744	18847	5952	50	5462
113	1523-IN	National Agricultural Extension Project (Dec 12 1984)	32600	978	24287	8313	70	6905
114	1544-IN	Bombay Urban Development Project (Mar 1 1985)	93495	2805	68252	25244	202	20734
115	SF12-IN	Tamil Nadu Water Supp&Sanitation Project (Nov 14 1984)	35300	1059	26828	8472	64	6963
116	SF16-IN	IInd Periyar Vaigai Irrigation (Oct 12 1984)	14797	444	11246	3551	36	3089
117	SF20-IN	Indira Sarovar Hydro. Elec. Project (Mar 1 1985)	511	13	403	108	1	2047
Total			**3425019**	**102735**	**2781973**	**643046**	**5029**	**758105**
2012-2017 Twelfth Five Year Plan								
118	5345-IN	Rural Water Supply and Sanitation Project for Low Income States (Feb 7 2014)	136282	8286	64597	71685	1576	15476

क्र. संख्या	ऋण ब्यौरा/योजना वार	दिनांक 31.3.2026 तक प्राप्त की गई ऋण राशि	मूलधन की पुनःअदायगी Principal Repaid		दिनांक 31.3.2026 की स्थिति के अनुसार बकाया समापन ऋण	ब्याज और अन्य प्रभारों का भुगतान Payment of Interest & Other Charges	
Sl. No.	Loan Details/ Planwise	Loan Amt. Availed Upto 31/03/2026	During 2025-2026 2025-2026 के दौरान	Upto 31/03/2026 दिनांक 31.3.2026 तक	Closing Debt Outstanding as on 31.3.2026	During 2025-2026 वर्ष 2025-2026 के दौरान	Upto 31/03/2026 दिनांक 31.3.2026 तक
119	5349-IN Bihar Integrated Social Protection Strengthening Project (May 28 2014)	30240	1857	13245	16995	355	3483
120	5369-IN Uttarkhand Decentralised Watershed Development Project Phase-II-GRAMYA II (May 30 2014)	76591	5033	30533	46058	1089	8481
121	5372-IN Additional Financing for Uttrakhand Rural Water Supply & Sanitation Project (May 30 2014)	14113	931	5589	8524	186	2600
122	5375-IN Maharashtra Rural Water Supply and Sanitation Program (May 30 2014)	57504	3530	25196	32309	691	6337
123	5376-IN Accelerating Universal Access to Early and Effective Tuberculosis Care Proj (May 30 2014)	65000	4290	23595	41405	987	9768
124	5378-IN Odisha Disaster Recovery Project (Jul 11 2014)	60664	3813	25772	34893	763	9436
125	5413-IN Additional Financing for the National Cyclone Risk Mitigation Project (Aug 11 2015)	45426	2998	16490	28936	690	6242
126	5425-IN Regional Transport Connectivity Project Mizoram State Roads II (Aug 28 2014)	68236	4498	24825	43411	919	8020
127	5447-IN Third Elementary Education Project (May 29 2014)	106600	7036	38696	67904	1666	16254
128	5448-IN Third Elementary Education Project (May 29 2014)	544400	35930	197617	346783	7942	98522
129	5062-IN Addl. Financing for Assam Agri. Competitiveness Project (Apr 13 2012)	19507	1287	10251	9255	202	3467
130	5074-IN National Dairy Support Project (Apr 13 2012)	155868	10287	82298	73570	1589	20009
131	5085-IN Rajasthan Agricultural Competitiveness Project (Apr 13 2012)	41127	2375	24140	16987	418	3623
132	5087-IN Karnataka Watershed Development Project II (Feb 11 2013)	28783	1821	14848	13935	302	3387
133	5088-IN Secondary Education Project (Oct 5 2012)	322400	21278	170227	152173	3318	60005
134	5123-IN Additional Financing for Bihar Rural Livelihoods Project (Jul 9 2012)	64600	4264	31977	32623	681	10900
135	5150-IN ICDS Systems Strengthening and Nutrition Improvment Project (Nov 5 2012)	65179	4271	32503	32676	727	9045
136	5159-IN Addl. Financing for Himachal Pradesh Mid-Himalayan Watershed Dev. Project (Nov 20 2012)	24600	1624	12177	12423	302	4155
137	5160-IN Bihar Panchayat Strengthening Project (Jun 27 2013)	40513	2498	21398	19115	405	4049
138	5161-IN Addl. Financing for Karnataka Health System Development and Reform Project (Nov 21 2012)	46313	3057	22925	23388	569	7703
139	5236-IN National AIDS Control Support Project (Jun 18 2013)	168400	11114	72244	96156	2287	20909
140	5279-IN Tamil Nadu & Puducherry Coastal Disaster Risk Reduction Project (Nov 11 2013)	109544	6927	52486	57059	1245	17196
141	5283-IN Low Income Housing Finance Project (Aug 14 2013)	66100	4363	30538	35562	856	10228
142	5298-IN Uttar Pradesh Water Sector Restructuring project phase-II (Oct 24 2013)	178378	11345	80224	98154	2158	22139
143	5310-IN Rajasthan Road Sector Modernization Project (Jan 2 2014)	85340	5538	37428	47912	1142	14680
144	5313-IN Uttarkhand Disaster Recovery Project (Jan 9 2014)	158523	10442	62966	95557	2255	24217
Total		**2780234**	**180694**	**1224785**	**1555449**	**35321**	**420332**
2019-2020 For Financial Year							
145	6463-IN First Resilient Kerala Program Development Policy Financing (Jun 28 2019)	115200	7603	11405	103795	2121	14539
Total		**115200**	**7603**	**11405**	**103795**	**2121**	**14539**
2020-2021 For Financial Year							
146	6655-IN Accelerating India's COVID-19 Social Protection Response Program (May 15 2020)	226800	7484	7484	219316	4604	25173
147	6813-IN Second Accelerating India's COVID-19 Social Protection Response Program (Dec 16 2020)	77000	0	0	77000	1536	7382
Total		**303800**	**7484**	**7484**	**296316**	**6139**	**32556**

क्र. संख्या	ऋण ब्यौरा/योजना वार	दिनांक 31.3.2026 तक प्राप्त की गई ऋण राशि	मूलधन की पुनःअदायगी Principal Repaid		दिनांक 31.3.2026 की स्थिति के अनुसार बकाया समापन ऋण	ब्याज और अन्य प्रभारों का भुगतान Payment of Interest & Other Charges	
Sl. No.	Loan Details/ Planwise	Loan Amt. Availed Upto 31/03/2026	During 2025-2026 2025-2026 के दौरान	Upto 31/03/2026 दिनांक 31.3.2026 तक	Closing Debt Outstanding as on 31.3.2026	During 2025-2026 वर्ष 2025-2026 के दौरान	Upto 31/03/2026 दिनांक 31.3.2026 तक
1985-1990 Seventh Five Year Plan							
148	1552-IN Sardar Sarovar Dam And Power Project (May 10 1985)	99700	2991	72781	26919	215	21173
149	1553-IN Narmada River Development Project (May 10 1985)	144700	4341	105631	39069	312	30354
150	1569-IN Second National Agri.Extension Project (May 10 1985)	38072	1142	27793	10280	84	8486
151	1611-IN National Social Forestry Project (Sep 24 1985)	155400	4662	113442	41958	344	33558
152	1613-IN Indira Sarovar Hydroelectric Project (Sep 24 1985)	5346	159	4072	1275	13	1029
153	1619-IN West Bengal Minor Irigation Project (Sep 27 1985)	40201	1206	29346	10854	82	8886
154	1621-IN Maharashtra Compisite Irrigation Project (Dec 5 1985)	132200	3966	96506	35694	293	25204
155	1622-IN Kerala Water Supply & Sanitation Project (Sep 24 1985)	21669	650	15493	6176	49	4895
156	1623-IN Fourth Population Project (Sep 24 1985)	37951	1139	27704	10247	85	8334
157	1631-IN Second National Agrl. Research Project (Feb 25 1986)	55112	1653	39409	15704	128	11313
158	1643-IN Gujarat Urban Development Project (Apr 15 1986)	46738	1402	32716	14021	141	9404
159	1665-IN Second Andhra Pradesh Irrigation Project (May 28 1986)	127500	3825	89250	38250	384	24195
160	1737-IN Bihar Public Tubewell Project (Jan 13 1987)	19500	585	13358	6142	46	4243
161	1750-IN Third Bombay Water supply and Drinage Project (May 12 1987)	90400	2710	61948	28452	234	16841
162	1754-IN Third National Agri. Exten. Project (Jun 29 1987)	56200	1686	37654	18546	182	11094
163	1757-IN Gujarat Rural Roads Project (May 12 1987)	71226	2137	47721	23505	172	14045
164	1770-IN National Water Management Project (May 12 1987)	93200	2796	62444	30756	252	18264
165	1780-IN U.P. Urban Development Project (Dec 21 1987)	90770	2723	60816	29954	285	17591
166	1822-IN Madras Water Supply and Sanitation Project (Dec 21 1987)	12500	375	8375	4125	34	2720
Total		**1338386**	**40148**	**946459**	**391927**	**3336**	**271630**
1991-1992 Yearly Plan							
167	2300-IN Child Survival & Safe Motherhood Program (Feb 20 1992)	160900	8045	156878	4022	90	25816
168	2316-0-IN Structural Adjustment Loan (Dec 5 1991)	161000	8050	156975	4025	34	29045
169	2316-1-IN Structural Adjustment Loan (Dec 5 1991)	22800	1140	22230	570	5	3995
170	2328-IN Maharashtra Forest Project (Jan 29 1992)	67275	3364	63911	3364	40	9686
171	2341-IN West Bengal Forestry Project (Mar 25 1992)	24400	1220	23180	1220	15	3838
Total		**436375**	**21819**	**423174**	**13201**	**183**	**72380**
1992-1997 Eigth Five Year Plan							
172	2350-IN National Aids Control Project (Apr 24 1992)	59800	2990	56810	2990	34	8912
173	2365-IN Second National Highways Proj. (Jun 18 1992)	114060	5703	108357	5703	64	16695
174	2394-IN Family Welfare(Urban Slum) Project (Feb 4 1994)	55094	2748	50972	4122	38	6883
175	2409-IN Rubber Project (Aug 12 1993)	35156	1758	32519	2637	24	4945
176	2433-IN Agricultural Develop.(Rajasthan) (Dec 17 1992)	67531	3376	60778	6753	107	10212
177	2439-IN Bihar Plateau Development Project (Dec 17 1992)	67895	3395	61105	6790	46	9488
178	2448-0-IN Social Safety Net Sector Adjuctment Project (Dec 17 1992)	62000	3100	55800	6200	98	11079
179	2448-1-IN Social Safety Net Sector Adjuctment Project (Dec 17 1992)	63400	3170	57060	6340	100	11279
180	2448-2-IN Social Safety Net Sector Adjuctment Project (Dec 17 1992)	144600	7230	130140	14460	229	24503
181	2448-3-IN Social Safety Net Sector Adjuctment Project (Dec 17 1992)	84700	4235	76230	8470	134	15232
182	2449-IN Renewable Resources Dev. Project (Mar 5 1993)	80810	4040	72729	8081	128	10590
183	2450-IN Jharia Mine Fire Control tech. Adjuctment Project (Apr 20 1993)	5650	283	5085	565	5	892
184	2470-IN Second Integrated Child Dev.Project (Mar 23 1993)	141600	7080	127440	14160	125	18517

क्र. संख्या	ऋण ब्यौरा/योजना वार		दिनांक 31.3.2026 तक प्राप्त की गई ऋण राशि	मूलधन की पुनःअदायगी Principal Repaid		दिनांक 31.3.2026 की स्थिति के अनुसार बकाया समापन ऋण	ब्याज और अन्य प्रभारों का भुगतान Payment of Interest & Other Charges	
Sl. No.	Loan Details/ Planwise		Loan Amt. Availed Upto 31/03/2026	During 2025-2026 2025-2026 के दौरान	Upto 31/03/2026 दिनांक 31.3.2026 तक	Closing Debt Outstanding as on 31.3.2026	During 2025-2026 वर्ष 2025-2026 के दौरान	Upto 31/03/2026 दिनांक 31.3.2026 तक
185	2483-IN	Karnataka RWS&ESP Project (Jun 4 1993)	66300	3315	59670	6630	62	9420
186	2509-IN	UP Basic Education Project (Jul 7 1993)	116500	5825	101938	14562	100	17516
187	2510-IN	U.P.Sodic Lands Reclamation Project (Jun 24 1993)	39500	1975	34562	4938	42	5845
188	2528-IN	National Leprosy Elimination Pj. (Feb 4 1994)	53593	2680	46894	6699	46	7728
189	2572-IN	Forestry Res.Educatn.& Extn.Project (Mar 9 1994)	30214	1510	25683	4531	45	4498
190	2573-IN	Andhra Pradesh Forestry Project (Mar 9 1994)	55337	2767	47037	8301	75	8222
191	2592-IN	Haryana Water Resources consolidation (Apr 6 1994)	185880	9294	157999	27881	244	26422
192	2594-IN	Maharashtra Emergency Earthquake Program (Apr 6 1994)	156000	7800	132600	23400	205	25101
193	2611-IN	Cataract blindness control project (May 19 1994)	68762	3438	58448	10314	103	9509
194	2630-IN	Family Welfare Project (Jun 24 1994)	61608	3080	50827	10781	89	8613
195	2645-IN	Industrial Pollution Prevention (Nov 21 1994)	10953	548	9036	1917	14	1359
196	2661-IN	District Primary Education Project (Dec 22 1994)	166412	8321	133130	33282	454	23720
197	2663-IN	AP Health System Project (Dec 22 1994)	84759	4238	67807	16952	120	12067
198	2699-IN	Agricultural H.R.D.Project (Apr 11 1995)	38389	1907	30759	7630	98	5763
199	2700-IN	M.P. Forestry (Apr 11 1995)	38800	1940	31040	7760	100	6007
200	2733-IN	Assam Rural Infrastructure (Jun 6 1995)	80050	4003	62039	18011	202	10683
201	2745-IN	T.N.Water Resources Consolidation (Sep 22 1995)	152736	7628	118409	34327	245	20909
202	2763-IN	Bombay Sewage Disposal Project (Dec 28 1995)	15900	795	12720	3180	30	2711
203	2774-IN	Hydrology Project (Sep 22 1995)	70791	3540	54863	15928	142	10222
204	2801-IN	Orissa Water Resources Consolidation (Jan 5 1996)	180768	9038	135576	45192	324	26202
205	2833-IN	Second State Health Systems Dev. (Apr 18 1996)	228748	11436	171567	57181	675	32579
206	2838-IN	Private Infrastructure (IL&FS) (Jul 10 1996)	420	21	315	105	1	65
207	2862-IN	Coal Sector Env.& Social Mit. (Jun 5 1996)	29851	1493	21642	8209	87	4403
208	2876-IN	Second District Primary Edu.Proj (Jul 15 1996)	291700	14585	211482	80218	577	41499
209	2916-IN	Ecodevelopment Project (Sep 30 1996)	13889	694	10069	3820	34	2021
Total			**3220157**	**160978**	**2681138**	**539019**	**5245**	**472312**
1997-2002 Ninth Five Year Plan								
210	3149-IN	Maharashtra Health Systems Dev. (Jan 14 1999)	69156	6891	66572	2584	37	8876
211	3152-IN	Uttar Pradesh Sodic Land Reclamation Project-II (Feb 4 1999)	141700	14170	136386	5314	77	17824
212	3242-IN	Second National HIV/AIDS Control Project (Sep 14 1999)	140569	14056	130028	10542	116	18427
213	3243-IN 1999)	Integrated Watershed Development(Hills II) Project (Jul 14	36900	3690	34132	2768	30	5285
214	3307-IN	UP Third district Primary Education Project (Feb 23 2000)	132300	13230	117416	14884	146	17579
215	3332-IN	AP District Poverty Initiatives Project (May 12 2000)	82098	8210	72862	9236	240	10162
216	3338-IN	UP Health Systems Development Project (May 19 2000)	56754	5675	50369	6385	142	6978
217	3339-IN	Rajasthan District Poverty Initiatives Project (May 12 2000)	70344	7034	59792	10552	225	8652
218	3340-IN	Immunization Strengthening Project (May 19 2000)	105728	10572	89870	15857	339	14476
219	3341-IN 2000)	U P Fiscal Reform and Public Sector Restru Program (May 16	93300	9330	79305	13995	299	14256
220	3396-IN	Second Renewable Energy Project (Aug 11 2000)	37200	3720	31620	5580	119	4657
221	3413-IN	Third Technical Education Project (Oct 18 2000)	48416	4840	42365	6050	47	6266

क्र. संख्या		ऋण ब्यौरा/योजना वार	दिनांक 31.3.2026 तक प्राप्त की गई ऋण राशि	मूलधन की पुनःअदायगी Principal Repaid		दिनांक 31.3.2026 की स्थिति के अनुसार बकाया समापन ऋण	ब्याज और अन्य प्रभारों का भुगतान Payment of Interest & Other Charges	
Sl. No.		Loan Details/ Planwise	Loan Amt. Availed Upto 31/03/2026	During 2025-2026 2025-2026 के दौरान	Upto 31/03/2026 दिनांक 31.3.2026 तक	Closing Debt Outstanding as on 31.3.2026	During 2025-2026 वर्ष 2025-2026 के दौरान	Upto 31/03/2026 दिनांक 31.3.2026 तक
222	3430-IN	MP District Poverty Initiatives Project (Dec 5 2000)	69770	6977	57560	12210	260	8685
223	3431-IN	Kerala Rural Water Supply & Environmental Sanitati (Jan 4 2001)	41776	4178	34465	7311	156	5089
224	3482-IN	Second National Leprosy Elimination Project (Jul 19 2001)	23086	2309	19623	3463	35	3165
225	3527-IN	Karnataka Economic Restructruing Program (Jul 26 2001)	58900	5890	47120	11780	89	8833
226	3528-IN	Karnataka Watershed Development Project (Jul 26 2001)	58771	5877	47017	11754	88	7373
227	3529-IN	Rajasthan Second District Primary Education Pj. (Jul 27 2001)	51758	5176	41407	10352	78	6795
228	3590-IN	Second Karnataka Rural Water Supply & Sanitation (Mar 8 2002)	108022	10802	83717	24305	182	13312
229	3602-IN	UP Water Sector Restructuring Project (Mar 8 2002)	85947	8595	66609	19338	145	9848
230	3603-IN	Rajasthan Water Sector Restructuring Project (Mar 15 2002)	83184	8278	64558	18626	140	10242
231	3616-IN	Andhra Pradesh Economic Program (Mar 15 2002)	101000	10100	78275	22725	155	14360
232	3617-IN	Karnataka Economic Restructuring Programme II (Mar 15 2002)	40500	4050	33412	7088	139	5889
233	N044-IN	Rajasthan District Primary Education Project (Jul 6 1999)	60110	6011	55602	4508	133	7659
234	N045-IN	Economic Reform Tech. Assistant Project (May 19 2000)	20922	2092	17783	3138	67	2677
Total			**1818210**	**181753**	**1557866**	**260345**	**3485**	**237362**
2002-2007 Tenth Five Year Plan								
235	3340-1-IN	Immunization Strengthening Project (Feb 26 2004)	59317	5909	50454	8863	189	7303
236	3618-IN	Mizoram State Roads Project (May 6 2002)	47500	4750	39188	8312	163	5881
237	3635-IN	Karnataka Community-Based Tank Management (Jun 4 2002)	50080	5008	38812	11268	168	5947
238	3637-IN	Gujarat Emergency Earthquake Reconstn. Project (Jun 4 2002)	228085	22809	171064	57021	904	31796
239	3662-IN	Mumbai Urban Transport Project (Aug 5 2002)	56576	5658	42432	14144	106	7434
240	3692-IN	AP Community Forest Management Project (Oct 8 2002)	78320	7832	58740	19580	147	10046
241	3718-IN	Technical/ Engineering Education Quality Imp. Proj (Feb 4 2003)	161883	16188	115342	46541	688	20346
242	3732-IN	Andhra Pradesh Rural Poverty Reduction Project (Apr 3 2003)	114000	11400	82650	31350	320	15122
243	3749-IN	Chhattisgarh District Rural Poverty Project (Aug 18 2003)	36565	3656	24681	11884	166	5078
244	3777-IN	Food and Drugs Capacity Building Project (Sep 29 2003)	17161	1716	11583	5577	46	2547
245	3821-IN	Maharashtra Rural Water Sy & Sanitation Jal. Pj. (Sep 30 2003)	128800	12880	88550	40250	398	16457
246	3853-IN	Second Andhra Pradesh Economic Reform Programme (Feb 13 2004)	76400	7640	48705	27695	227	10549
247	3867-IN	Rajasthan Health Systems Development Project (Jun 3 2004)	52541	5254	34151	18389	158	6121
248	3882-IN	Elementary Education Project(Sarva Shiksha Abhiyan (Jun 3 2004)	334900	33490	200940	133960	1710	43766
249	3907-IN	Uttaranchal Decentralised Watershed Develop. Pro. (Jul 30 2004)	44944	4494	26966	17978	128	4863
250	3952-IN	Integrated Desease Surveillance Project (Sep 23 2004)	17183	1718	11169	6014	53	2239
251	3987-IN	Rural Roads project (Nov 8 2004)	206000	20600	133900	72100	981	25531
252	3996-IN	Orissa Socio-Economoic Development Programme (Nov 10 2004)	27400	2740	17810	9590	131	3694
253	4013-IN	Assam Agricultural Competitiveness Project (Jan 14 2005)	105000	10500	63000	42000	298	10495

क्र. संख्या	ऋण ब्यौरा/योजना वार	दिनांक 31.3.2026 तक प्राप्त की गई ऋण राशि	मूलधन की पुनःअदायगी Principal Repaid		दिनांक 31.3.2026 की स्थिति के अनुसार बकाया समापन ऋण	ब्याज और अन्य प्रभारों का भुगतान Payment of Interest & Other Charges	
Sl. No.	Loan Details/ Planwise	Loan Amt. Availed Upto 31/03/2026	During 2025-2026 2025-2026 के दौरान	Upto 31/03/2026 दिनांक 31.3.2026 तक	Closing Debt Outstanding as on 31.3.2026	During 2025-2026 वर्ष 2025-2026 के दौरान	Upto 31/03/2026 दिनांक 31.3.2026 तक
254	4018-IN Tamil Nadu Health System Project (Jan 5 2005)	60636	6064	36382	24254	182	6785
255	4054-IN-PO Emergency Tsunami Reconstruction Project(PO) (May 12 2005)	8512	851	5106	3406	43	1804
256	4054-IN-TN Emergency Tsunami Reconstruction Project(TN) (May 12 2005)	98268	9825	58965	39303	502	11248
257	4103-IN TN Empr. and Pov.Reduction Vazhndhu Kaatuvom Proj. (Sep 14 2005)	79400	7940	51610	27790	244	7791
258	4133-IN H.P. Mid Himalayan Watershed Dev. Pr. (Jan 19 2006)	41400	4140	24840	16560	118	4073
259	4161-IN National Agricultural Innovation Project (Jul 24 2006)	41100	4110	26715	14385	196	4213
260	4162-IN National Agricultural Innovation Project (Jul 24 2006)	90483	9048	58814	31669	1605	38483
261	4211-IN Karnataka Panchayats Strengthening Project (Jul 24 2006)	80962	8086	48617	32345	242	8023
262	4225-IN Second Operation under Orissa Socio-Economic Dev P (Aug 28 2006)	50500	5050	32825	17675	164	5860
263	4227-IN Reproductive & Child Health Project Phase-II (Oct 16 2006)	245000	24500	159250	85750	826	23207
264	4228-IN Tuberculosis Control Project Phase - II (Oct 16 2006)	115698	11570	75204	40494	390	11265
265	4229-IN Karnataka Health System Dev and Reform Project (Oct 16 2006)	96361	9634	62642	33720	325	9223
266	4232-IN Uttarakhand Rural Water Supply & San. Proj (Oct 16 2006)	80647	8031	48524	32123	228	6548
267	4251-IN Punjab Rural Water Supply and Sanitation Project (Feb 26 2007)	91686	9104	55269	36417	258	7155
268	4254-IN Third Andhra Pradesh Economic Reform Programe (Feb 8 2007)	50800	5080	30480	20320	152	5592
269	4255-IN Tamilnadu Irrigated Agri Modernization & Water Bodies Restoration & Managem (Feb 12 2007)	99800	9980	64870	34930	325	9562
Total		**3173907**	**317255**	**2100250**	**1073658**	**12783**	**396047**
2007-2012 Eleventh Five Year Plan							
270	36181-IN Mizoram State Road Project (Aug 1 2007)	12100	1210	9982	2118	42	1092
271	3635-1-IN Karnataka Community Based Tank Management Project (Nov 2 2007)	11000	1100	7150	3850	52	950
272	3732-1-IN Addl Financing for Andhra Pradesh Rural Poverty Reduction Project (Jan 25 2008)	42700	4270	25620	17080	121	4195
273	4291-IN Andhra Pradesh and Telangana Commun. Based Tank Management Project (Jun 8 2007)	57794	5774	34696	23098	295	4243
274	4299-IN Third National HIV/AIDS Control Project (Jul 5 2007)	162619	16262	97571	65047	831	14485
275	4319-IN Vocational Training Improvement Project (Nov 2 2007)	165266	15951	101463	63803	453	12870
276	4323-IN Bihar Rural Livelihoods Project (BRLP) (Aug 9 2007)	41400	4140	24840	16560	118	3544
277	4338-IN Strengthening RURAL credit Co-0p, Project (Nov 2 2007)	183428	18343	110057	73371	521	18392
278	4360-IN Himachal Pradesh Development Policy Program (Nov 19 2007)	42500	4250	27625	14875	202	4457
279	4380-IN Bihar Development Policy Operation - 1 (Jan 15 2008)	47800	4780	28680	19120	143	4943
280	4417-IN Second Elementary Education Project (Aug 14 2008)	364400	36440	236860	127540	1186	36545
281	4461-IN National vector Borne Disease Controal and Polio Eradication Support Prj. (Feb 13 2009)	151459	15146	98449	53011	493	12946
282	4472-IN Orissa Rural Livelihood Project-TRIPTI (Jan 27 2009)	43915	4313	28821	15095	140	2989
283	4499-IN Orissa Community Tanks Management Project (Jan 27 2009)	16983	1698	11039	5944	55	1084
284	4632-IN Second Madhya Pradesh District Poverty Initiatives Project (Jul 20 2009)	59718	5932	35989	23729	193	4530
285	4640-IN Uttar Pradesh Sodic Lands Reclamation-III Project (Jul 20 2009)	117735	11455	71916	45818	343	7098

क्र. संख्या	ऋण ब्यौरा/योजना वार	दिनांक 31.3.2026 तक प्राप्त की गई ऋण राशि	मूलधन की पुनःअदायगी Principal Repaid		दिनांक 31.3.2026 की स्थिति के अनुसार बकाया समापन ऋण	ब्याज और अन्य प्रभारों का भुगतान Payment of Interest & Other Charges	
Sl. No.	**Loan Details/ Planwise**	**Loan Amt. Availed Upto 31/03/2026**	**During 2025-2026** 2025-2026 के दौरान	**Upto 31/03/2026** दिनांक 31.3.2026 तक	**Closing Debt Outstanding as on 31.3.2026**	**During 2025-2026** वर्ष 2025-2026 के दौरान	**Upto 31/03/2026** दिनांक 31.3.2026 तक
286	4653-IN Andhra Pradesh Rural and Telangana Water Supply and Sanitation Project (Jan 22 2010)	77222	7648	46614	30608	278	4643
287	4675-IN Addl.Financing for Andhra Pradesh RuralPoverty Reduction Project) (Dec 29 2009)	62900	6290	34595	28305	243	5423
288	4685-IN Second Technical/Engineering Education Quality Improvement Project. (Jul 14 2010)	133147	13293	73312	59834	575	8317
289	4700-IN Second Elementary Education Project (Additional Credit) (May 7 2010)	482600	48260	265430	217170	2085	43923
290	4709-IN Additional Financing For Rajasthan Water Sector Restructuring (May 21 2010)	4301	430	2366	1936	21	360
291	4754-IN Scaling up Sustanable & Responsible Microfinance Project (Jul 9 2010)	65900	6590	36245	29655	252	5739
292	4755-IN Cpacity Building for Industrial Pollution Management Project (Jul 22 2010)	14908	1060	7802	7106	58	844
293	4756-IN Additional Financing for Tamil Nadu Health Systems Project (Jul 6 2010)	77111	5781	38568	38543	388	5941
294	4758-IN West Bengal Institutional Strengthening of Gram Panchayats Project (Jul 15 2010)	130780	9802	65431	65349	530	9807
295	4765-IN Integrated Coastal Zone Management Project (Jul 22 2010)	123601	8763	65183	58419	474	6517
296	4768-IN Second Karnataka Rural Water Supply and Sanitation Project (Jul 17 2010)	82101	6148	41096	41005	322	6268
297	4772-IN National Cyclone Risk Mitigation Project (Jan 14 2011)	152326	11204	77635	74691	751	8333
298	4787-IN Dam Rehabilitation and Improvement Project (Dec 21 2011)	93016	6976	46508	46508	365	4680
299	4802-IN Bihar - Kosi Flood Recovery Project (Jan 12 2011)	86438	6004	45245	41192	349	5330
300	4809-IN Maharashtra Agricultural Competitiveness Project (Nov 2 2010)	57962	4221	29120	28843	289	3461
301	4812-IN Second Additional Financing for Mizoram States Road Project (Oct 22 2010)	8595	645	4190	4405	44	820
302	4837-IN Addl. Financing for TN Empr and Poverty Reduction"Vazhndhu Kaattuvom" Proj. (Dec 23 2010)	94554	7043	46424	48130	399	6441
303	4848-IN PMGSY Rural Roads Project (Jan 14 2011)	176153	8808	77067	99086	4102	51292
304	4849-IN PMGSY Rural Roads Project (Jan 14 2011)	394900	19745	172769	222131	1659	31074
305	4850-IN Additional Financing for Uttarakhand Decentralized Watershed Development Pr (Mar 17 2011)	3844	192	1682	2162	16	325
306	4859-IN Rajasthan Rural Livelihoods Project (May 24 2011)	76978	3816	33078	43900	346	4477
307	4872-IN Kerala Local Government and Service Delivery Project (Jul 4 2011)	113777	5625	49093	64684	611	8704
308	4943-IN Biodiversity Conservation & Rural Livelihoods Improvement Project (Jun 14 2011)	1949	41	1452	496	5	99
309	4955-IN National Ganga River Basin project (Jun 14 2011)	123020	6151	49208	73812	541	6863
310	4978-IN National Rural Livelihoods Project (Jul 18 2011)	334000	22044	187374	146626	3234	49076
311	4997-IN Capacity Building for Urban Development Project (Dec 8 2011)	15801	892	9729	6072	135	1656
312	5014-IN West Bengal Accelerated Development of Minor Irrigation Project (Dec 21 2011)	77415	5080	43626	33789	842	10685
313	5027-IN Second Kerala Rural Water Supply and Sanitation Project (Feb 15 2012)	95447	6258	50693	44753	949	13080
314	5033-IN Uttar Pradesh Health Systems Strengthening Project (Mar 21 2012)	91362	5965	48700	42662	904	11675
315	5035-IN North East Rural Livelihood Project (Jan 20 2012)	70573	4518	38260	32313	698	8507
Total		**4843498**	**390358**	**2639253**	**2204245**	**26653**	**458724**

क्र. संख्या	ऋण ब्यौरा/योजना वार	दिनांक 31.3.2026 तक प्राप्त की गई ऋण राशि	मूलधन की पुनःअदायगी Principal Repaid		दिनांक 31.3.2026 की स्थिति के अनुसार बकाया समापन ऋण	ब्याज और अन्य प्रभारों का भुगतान Payment of Interest & Other Charges	
Sl. No.	Loan Details/ Planwise	Loan Amt. Availed Upto 31/03/2026	During 2025-2026 2025-2026 के दौरान	Upto 31/03/2026 दिनांक 31.3.2026 तक	Closing Debt Outstanding as on 31.3.2026	During 2025-2026 वर्ष 2025-2026 के दौरान	Upto 31/03/2026 दिनांक 31.3.2026 तक
2021-2022 For Financial Year							
316	6956-IN Coordinated &Responsive Indian Social Protection Sys Prog (Post-Covid) (Jul 15 2021)	12600	0	0	12600	251	1065
Total		**12600**	**0**	**0**	**12600**	**251**	**1065**
Grand Total		**21467386**	**1410828**	**14373786**	**7093600**	**100545**	**3135052**

कृषि विकास के लिए अंतरराष्ट्रीय निधि
मुद्राः विशेष आहरण अधिकार हजारों में
International Fund for Agricultural Development
Currency : Thousands Special Drawing Right

1979-1980 Yearly Plan							
1	0023-IN	Bhima Command Area Development Project (Oct 11 1979)	38500	962	35131	3369	41	10150
2	0032-IN	Rajasthan CAD Project (Jan 4 1980)	42700	1068	38430	4270	51	10206
Total			**81200**	**2030**	**73561**	**7639**	**92**	**20356**
2012-2017 Twelfth Five Year Plan							
3	0585-A-IN	Additional Financing for Orrisa Tribal Empowerment and Livelihoods Programm (Feb 25 2014)	6329	316	2215	4114	87	1207
4	0879-IN	Jharkhand Tribal Empowerment & Livelihood Project (Oct 4 2013)	22654	755	2265	20389	157	1147
5	2000000695	Odisha Particularly Vul. Tribal Gp. Emp. and Lively. Imp. Prog. (OPELIP) (Mar 18 2016)	30520	1502	9967	20553	434	2123
6	2000001433	Post Tsunami Sustainable Livelihoods Prog.for Coastal communities of T N (Mar 30 2016)	10910	539	2820	8090	170	1240
7	682MP-A-IN	Addl. Financing to Tejaswini Rural Women Empowerment Programme (Jun 26 2014)	7743	385	2743	5000	106	1038
Total			**78156**	**3498**	**20011**	**58145**	**953**	**6756**
1980-1985 Sixth Five Year Plan							
8	0049-IN	Sunderban Development Project (Dec 16 1980)	13350	334	11681	1669	19	3127
9	0081-IN	M.P.Medium Irrigation Project (Jun 25 1982)	21900	548	18615	3285	37	5640
10	0124-IN	Second U.P.Tubewell Project (Jul 28 1983)	27280	682	22506	4774	53	6624
Total			**62530**	**1563**	**52802**	**9728**	**109**	**15392**
1985-1990 Seventh Five Year Plan							
11	0214-IN	Orissa Tribal Development Project (Feb 4 1988)	9250	231	6475	2775	29	1908
12	0240-IN	T.N.Women Development Project (May 30 1989)	12932	323	8568	4364	46	2730
Total			**22182**	**554**	**15043**	**7139**	**76**	**4638**
1991-1992 Yearly Plan							
13	0282-IN	A.P.Tribal Development Project (May 15 1991)	12961	324	8100	4860	51	2791
Total			**12961**	**324**	**8100**	**4860**	**51**	**2791**
1992-1997 Eigth Five Year Plan							
14	0325-IN	Maharashtra Rural Credit (May 28 1995)	18971	474	10908	8063	84	3780
15	0349-IN	AP Parti.Tribal Dev. Project (May 13 1994)	18950	632	13581	5369	44	2545
16	0379-IN	Mewat Area Development Project (May 29 1995)	9545	318	6683	2862	23	1244
17	0439-IN	Rural Women's Dev.& Empowerment (Mar 27 1997)	6490	216	4219	2272	18	797
Total			**53956**	**1640**	**35390**	**18566**	**170**	**8366**
1997-2002 Ninth Five Year Plan							
18	0444-IN	NE Regn Community Resource Mana (May 20 1997)	16550	552	10482	6068	49	1741
19	0506-IN	Jharkhand-Chhattisgarh Tribal Development Programe (Jun 25 1999)	13550	446	7533	6017	48	1279
20	0568-IN	Livelihood Security Project for Earthquake-Gujarat (Feb 18 2002)	919	31	444	475	4	146
Total			**31019**	**1028**	**18459**	**12560**	**100**	**3167**

क्र. संख्या	ऋण ब्यौरा/योजना वार	दिनांक 31.3.2026 तक प्राप्त की गई ऋण राशि	मूलधन की पुनःअदायगी Principal Repaid		दिनांक 31.3.2026 की स्थिति के अनुसार बकाया समापन ऋण	ब्याज और अन्य प्रभारों का भुगतान Payment of Interest & Other Charges	
Sl. No.	Loan Details/ Planwise	Loan Amt. Availed Upto 31/03/2026	During 2025-2026 2025-2026 के दौरान	Upto 31/03/2026 दिनांक 31.3.2026 तक	Closing Debt Outstanding as on 31.3.2026	During 2025-2026 वर्ष 2025-2026 के दौरान	Upto 31/03/2026 दिनांक 31.3.2026 तक
2002-2007 Tenth Five Year Plan							
21	0585-IN Orissa Tribal Empowerment & Livelihood Program (Dec 18 2003)	16050	535	7222	8827	69	1418
22	0662-IN Post-Tsunami Sustainable Livelihoods Prog. (Nov 11 2005)	9947	332	3486	6461	50	888
23	624-IN Livelihood Improvement Project for the Himalayas (Feb 20 2004)	23479	783	9391	14087	110	2397
24	682(MH)-IN Tejaswini Rural Women Empowerment Programme (Maharashtra) (Oct 12 2006)	18416	613	6155	12261	95	1499
25	682(MP)-IN Tejaswini Rural Women Empowerment Programme (MP) (Oct 12 2006)	9139	305	3047	6091	47	790
Total		**77030**	**2567**	**29302**	**47728**	**372**	**6992**
2007-2012 Eleventh Five Year Plan							
26	0748-IN Mitigating Poverty in Western Rajasthan (Oct 17 2008)	17876	596	4477	13399	104	1284
27	0779-IN Convergence of Agricultural Interventions in MH distressed Distt. Programme (Sep 30 2009)	22492	745	5362	17129	133	1465
28	691-IN Post Tsunami Sustainable Livelihood Prog.for Coastal communities of Tamil N (Nov 1 2007)	10294	343	3271	7023	55	608
29	710-IN Women's Empowerment and Livelihoods Programme in the Mid-Gangetic Plains (Dec 11 2008)	4176	139	1253	2923	23	369
30	794-IN North Eastern Region Comm. Resource Management proj. for upland areas II (Jul 12 2010)	11418	381	2284	9134	71	1001
31	I-856-IN Integrated Livelihood Support Project (Feb 1 2012)	55624	1854	7417	48208	372	3105
Total		**121880**	**4057**	**24063**	**97817**	**756**	**7832**
Grand Total		**540913**	**17262**	**276732**	**264181**	**2679**	**76289**

मुद्राः अमेरीकी डॉलर हजारों में

Currency : Thousands U S Dollars

2017-2018 For Financial Year							
32	2000001749 Andhra Pradesh Drought Mitigation Project (Sep 7 2017)	13415	644	3105	10310	216	2021
33	2000002119 Fostering Climate Resilient Upland Farming System in NE - Mizoram (Jan 25 2018)	21904	1109	3627	18277	378	1402
34	2000002173 Fostering Climate Resilient Upland Farming System in NE - Nagaland (Jan 25 2018)	25070	1268	4087	20983	414	1454
Total		**60390**	**3022**	**10820**	**49570**	**1007**	**4877**
Grand Total		**60390**	**3022**	**10820**	**49570**	**1007**	**4877**

इटली

मुद्राः यूरो हजारों में

Italy

Currency : Thousands Euros

2002-2007 Tenth Five Year Plan							
1	ITGL019 Water Supply & Solid Waste Mang.in West Bengal (May 30 2005)	278	0	0	278	0	0
Total		**278**	**0**	**0**	**278**	**0**	**0**
Grand Total		**278**	**0**	**0**	**278**	**0**	**0**

जापान

मुद्राः जापानी येन मिलियन में

Japan

Currency : Millions Japanese Yen

2017-2018 For Financial Year							
1	IDC-010 Gujarat Investment Promotion Program (Sep 15 2017)	16825	1601	6420	10405	70	673
2	IDP-268 Mumbai Metro Line 3 Project (II) (Mar 29 2018)	95239	0	100	95139	1427	9755

क्र. संख्या	ऋण ब्यौरा/योजना वार	दिनांक 31.3.2026 तक प्राप्त की गई ऋण राशि	मूलधन की पुनःअदायगी Principal Repaid		दिनांक 31.3.2026 की स्थिति के अनुसार बकाया समापन ऋण	ब्याज और अन्य प्रभारों का भुगतान Payment of Interest & Other Charges	
Sl. No.	**Loan Details/ Planwise**	**Loan Amt. Availed Upto 31/03/2026**	**During 2025-2026** 2025-2026 के दौरान	**Upto 31/03/2026** दिनांक 31.3.2026 तक	**Closing Debt Outstanding as on 31.3.2026**	**During 2025-2026** वर्ष 2025-2026 के दौरान	**Upto 31/03/2026** दिनांक 31.3.2026 तक
3	IDP-268A Mumbai Metro Line 3 Project II (Mar 29 2018)	4761	0	0	4761	0	3
Total		**116825**	**1601**	**6520**	**110305**	**1497**	**10430**
2018-2019 For Financial Year							
4	IDC-011 Pr. for Japan-India Cooprative Actions towards Sust. Devp. Goals in India (Jan 18 2019)	15000	0	15	14985	217	1340
Total		**15000**	**0**	**15**	**14985**	**217**	**1340**
2020-2021 For Financial Year							
5	IDC-012 COVID-19 Crisis Response Emergency Support Loan (Aug 31 2020)	50000	4348	8696	41304	4	69
Total		**50000**	**4348**	**8696**	**41304**	**4**	**69**
1992-1997 Eigth Five Year Plan							
6	IDP-117 West Bengal Transmission System project (Feb 25 1997)	10495	512	9983	512	21	3659
7	IDP-118 Umiam Hydro Power Stn. Ren.Project (Feb 25 1997)	1693	83	1610	83	3	595
8	IDP-121 Delhi Mass Rapid Transport System (Feb 25 1997)	14760	720	14040	720	29	5315
9	IDP-122 Calcutta Transport Infrastruct Development Project (Feb 25 1997)	10531	514	10017	514	21	3313
10	IDP-123 Kerala Water Supply Project (Feb 25 1997)	11834	577	11257	577	21	2432
11	IDP-124 Eastern Karnataka Afforestation Project (Feb 25 1997)	14832	723	14109	723	27	4899
12	IDP-125 Tamil Nadu Afforestation Program (Feb 25 1997)	13286	648	12638	648	24	4410
13	IDP-126 Rajghat Canal Irrigation Program (Feb 25 1997)	12565	613	11952	613	25	4008
14	IDP-128 Srisailem Left Bk. Power Project (Feb 25 1997)	14184	692	12800	1384	44	5609
Total		**104180**	**5080**	**98408**	**5772**	**213**	**34241**
1997-2002 Ninth Five Year Plan							
15	IDP-127 Simhadri and Vizag Trans.System (Dec 12 1997)	10437	509	9419	1018	32	3899
16	IDP-130 Bakreshwer Thermal Power Station Project II (Dec 12 1997)	32301	1576	29149	3151	100	13231
17	IDP-132 Punjab Afforestation Project (Dec 12 1997)	6188	302	5584	604	17	2167
18	IDP-133 Chhattisgarh Sericulture Project (Dec 12 1997)	1205	59	1087	118	4	411
19	IDP-134 Manipur Sericulture Poject (Dec 12 1997)	3942	192	3557	385	12	1101
20	IDP-135 Rengali Irrigation Project (Dec 12 1997)	6844	334	6176	668	21	2521
21	IDP-137 Bakreshwer Thermal Power Station Project III (Mar 24 1999)	9695	473	8276	1419	32	3082
22	IDP-139 Delhi Mass Rapid Transport System Project II (Mar 30 2001)	6732	328	5090	1642	34	2264
23	IDP-141 Delhi Mass Rapid Transport System Project (III) (Feb 13 2002)	28650	1398	20265	8385	170	9377
Total		**105994**	**5170**	**88605**	**17389**	**422**	**38053**
2002-2007 Tenth Five Year Plan							
24	IDP-142 Simhadri & Vizag Transmission System Project II (May 10 2002)	5476	267	3740	1736	35	1715
25	IDP-143 West Bengal Transmission System Project (II) (May 10 2002)	2253	110	1539	714	14	629
26	IDP-145 Delhi Mass Rapid Transport System Project (IV) (Mar 31 2003)	33582	1638	22115	11467	229	10725
27	IDP-146 Punjab Afforestation Project (II) (Mar 31 2003)	4809	158	2129	2681	21	629
28	IDP-147 Bakreswar Thermal Power Station Units Ext. Project (Mar 31 2003)	36641	1787	24130	12512	249	9703
29	IDP-148 Rajasthan Forestry and Biodiversity Project (Mar 31 2003)	8619	283	3815	4804	38	1092
30	IDP-149 Yamuna Action Plan Project (II) (Mar 31 2003)	8328	273	3686	4642	36	847
31	IDP-150 Ajanta-Ellora Conser. & Tourism Dev. Pr. (II) (Mar 31 2003)	6455	312	4273	2182	43	1531

क्र. संख्या	ऋण ब्यौरा/योजना वार	दिनांक 31.3.2026 तक प्राप्त की गई ऋण राशि	मूलधन की पुनःअदायगी Principal Repaid		दिनांक 31.3.2026 की स्थिति के अनुसार बकाया समापन ऋण	ब्याज और अन्य प्रभारों का भुगतान Payment of Interest & Other Charges	
Sl. No.	Loan Details/ Planwise	Loan Amt. Availed Upto 31/03/2026	During 2025-2026 2025-2026 के दौरान	Upto 31/03/2026 दिनांक 31.3.2026 तक	Closing Debt Outstanding as on 31.3.2026	During 2025-2026 वर्ष 2025-2026 के दौरान	Upto 31/03/2026 दिनांक 31.3.2026 तक
32	IDP-150A Ajanta Ellora Conservation & Tourism Development Project-II (Mar 31 2003)	36	1	16	20	0	4
33	IDP-151 Delhi Mass Rapid Transport System Project (V) (Mar 31 2004)	56591	2761	34507	22084	314	12291
34	IDP-152 Purulia Pumped Storage Project (II) (Mar 31 2004)	23535	1148	14350	9184	131	5108
35	IDP-154 Rengali Irrigation Project (II) (Mar 31 2004)	6274	306	3825	2448	35	1203
36	IDP-155 Kurnool-Cuddapah Canal Modernization Project-II (Mar 31 2004)	3394	166	2070	1325	19	684
37	IDP-156 Umiam Stage-II Hydro Pj.Stn.Renovation & Modernizn (Mar 31 2004)	1826	89	1113	712	10	274
38	IDP-157 Bisalpur Jaipur Water Supply Project (Mar 31 2004)	8874	433	5411	3463	49	1614
39	IDP-158 Int.Natural Resource Mgmt. & Povty.Pj. in Haryana (Mar 31 2004)	5961	195	2446	3515	27	714
40	IDP-159 Delhi Mass Rapid Transport System Project(VI) (Mar 31 2005)	19280	941	10816	8465	119	4133
41	IDP-161 Rajasthan Minor Irrigation Improvement Project (Mar 31 2005)	5351	253	3070	2281	32	628
42	IDP-162 Tamil Nadu Afforestation Project (II) (Mar 31 2005)	9200	301	3475	5725	45	1092
43	IDP-163 Karnataka Sus. Forest Manag.&Bio. Conservaton Pro (Mar 31 2005)	15041	493	5673	9368	73	1647
44	IDP-164 Ganga Action Plan Project (Varanasi) (Mar 31 2005)	6200	167	3021	3180	25	282
45	IDP-165 Bangalore Water Supply&Sewerage Project Phase II-I (Mar 31 2005)	41614	2027	23368	18246	257	6284
46	IDP-167 Purulia Pumped Storage Project (III) (Mar 31 2006)	13317	650	6821	6496	91	2390
47	IDP-168 Bangalore Water Supply and Sewerage Project (II-2) (Mar 31 2006)	9706	472	4982	4724	66	1118
48	IDP-168A Bangalore Water Supply and Sewerage Project (II-2) (Mar 31 2006)	17986	589	6213	11772	92	1126
49	IDP-170 Delhi Mass Rapid Transport System Project-Phase 2 (Mar 31 2006)	14900	727	7632	7268	102	3092
50	IDP-171 Bangalore Metro Rail Project (Mar 31 2006)	38182	1855	19636	18546	259	5556
51	IDP-172 Swan River Integrated Watershed Management Project (Mar 31 2006)	3450	113	1188	2262	18	318
52	IDP-173 Orissa Forestry Sector Development Project (Mar 31 2006)	12126	397	4194	7932	62	1186
53	IDP-174 Hussain Sagar Lake and Catchment Area Improv. Proj (Mar 31 2006)	4839	157	1698	3141	24	437
54	IDP-175 Kolkata Solid Waste Management Improvement Project (Mar 31 2006)	2468	79	887	1580	12	208
55	IDP-178 Transmission System Modernization & Strengthening Project in Hyderabad (Mar 30 2007)	15999	780	7414	8585	119	2478
56	IDP-179 Delhi Mass Rapid Transport System Project Phase 2(II) (Mar 30 2007)	13583	663	6295	7288	101	2828
57	IDP-181 Andhra Pradesh Irrigation & Livelihood Improvement Project (Mar 30 2007)	15130	727	7130	8000	111	2090
58	IDP-182 Tripura Forest Environmental Improvement & Poverty Alleviation Project (Mar 30 2007)	5459	178	1726	3732	29	487
59	IDP-183 Gujarat Forestry Development Project Phase 2 (Mar 30 2007)	14932	488	4681	10251	80	1389
60	IDP-184 Kerala Water Supply Project (II) (Mar 30 2007)	29634	1446	13733	15901	221	5527
61	IDP-185 Agra Water Supply Project (Mar 30 2007)	23177	1129	10762	12414	172	2717
62	IDP-186 Amritsar Sewerage Project (Mar 30 2007)	6154	200	1946	4209	33	410
63	IDP-187 Orissa Integrated Sanitation Improvement Project (Mar 30 2007)	19030	624	5928	13102	102	1331
Total		**569410**	**25381**	**291454**	**277956**	**3495**	**97514**

क्र. संख्या	ऋण ब्यौरा/योजना वार	दिनांक 31.3.2026 तक प्राप्त की गई ऋण राशि	मूलधन की पुनःअदायगी Principal Repaid		दिनांक 31.3.2026 की स्थिति के अनुसार बकाया समापन ऋण	ब्याज और अन्य प्रभारों का भुगतान Payment of Interest & Other Charges	
Sl. No.	Loan Details/ Planwise	Loan Amt. Availed Upto 31/03/2026	During 2025-2026 2025-2026 के दौरान	Upto 31/03/2026 दिनांक 31.3.2026 तक	Closing Debt Outstanding as on 31.3.2026	During 2025-2026 वर्ष 2025-2026 के दौरान	Upto 31/03/2026 दिनांक 31.3.2026 तक
2007-2012 Eleventh Five Year Plan							
64	IDP-189 Goa Water Supply and Sewerage Project (Sep 14 2007)	13278	589	6499	6778	94	1516
65	IDP-189A Goa Water Supply & Sewerage Project (Sep 14 2007)	5614	192	1489	4125	32	374
66	IDP-189B Goa Water Supply and Sewerage Project (Sep 14 2007)	1385	67	615	769	0	2
67	IDP-191 Delhi Mass Rapid Transport System Project Phase 2(III) (Mar 10 2008)	71529	3489	29658	41871	534	13495
68	IDP-191A Delhi Mass Rapid Transport. System Project Phase2(III) (Mar 10 2008)	571	28	237	334	0	1
69	IDP-192 Kolkata East-West Metro Project (Mar 10 2008)	4556	222	1889	2667	34	776
70	IDP-192A Kolkata East-West Metro Project (Mar 10 2008)	1834	89	760	1073	0	3
71	IDP-193 Hyderabad Outer Ring Road Project Phase-1 (Mar 10 2008)	23307	1137	9664	13643	174	4122
72	IDP-193A Hyderabad Outer Ring Road Project Phase-1 (Mar 10 2008)	856	42	355	501	0	1
73	IDP-194 Forest Department-Uttar Pradesh (Mar 10 2008)	6783	219	1961	4822	27	516
74	IDP-194A U. Pradesh Participatory Forest Management and Poverty Alleviation Project (Mar 10 2008)	622	20	174	448	0	1
75	IDP-195 Hogenakkal Water Supply and Fluorosis Mitigation Project (Mar 10 2008)	15908	776	6596	9312	119	2431
76	IDP-195A Hogenakkal Water Supply and Fluorosis Mitigation Project (Mar 10 2008)	977	48	405	572	0	1
77	IDP-196 Tamil Nadu Urban Infrastructure Project (Mar 10 2008)	6818	333	2827	3991	51	1014
78	IDP-197 Chennai Metro Project (Nov 21 2008)	18434	899	6744	11690	148	2836
79	IDP-197A Chennai Metro Project (Nov 21 2008)	3295	161	1206	2089	0	5
80	IDP-198 Hyderabad Outer Ring Road Project (Phase-II) (Nov 21 2008)	23786	1090	9612	14174	180	3136
81	IDP-198A Hyderabad Outer Ring Road Project (Phase-II) (Nov 21 2008)	1403	71	485	918	0	1
82	IDP-199 Capacity Development for Forest Mgt. & Personnel Trg. Project (Nov 21 2008)	3156	103	776	2380	14	195
83	IDP-201 Guwahati Water Supply Project (Mar 31 2009)	17483	662	8871	8612	109	1169
84	IDP-201A Guwahati Water Supply Project (Mar 31 2009)	2848	145	961	1887	0	2
85	IDP-202 Delhi MassRapid Transport System Project Phase2(IV) (Mar 31 2009)	76038	3709	27819	48219	612	13321
86	IDP-202A Delhi Mass Rapid Transport System Project Phase2(IV) (Mar 31 2009)	506	25	185	321	0	1
87	IDP-203 Kerala Water Supply Project (III) (Mar 31 2009)	4476	218	1638	2839	36	652
88	IDP-203A Kerala Water Supply Project(III) (Mar 31 2009)	1186	58	434	752	0	1
89	IDP-204 Hogenakkal Water Supply & Fluorosis Mitigation Project (Phase 2) (Mar 31 2009)	7301	356	2671	4630	59	1106
90	IDP-204A Hogenakkal Water Supply & Fluorosis Mitigation Project (Phase 2) (Mar 31 2009)	4	0	1	2	0	0
91	IDP-205 Dedicated Freight Corridor Project (Phase I) (Oct 27 2009)	2086	68	445	1642	0	11
92	IDP-206 Delhi Mass Rapid Transport System Project Phase 2(V) (Mar 31 2010)	30312	1479	9611	20701	305	5681
93	IDP-207 Kolkata East-West Metro Project (II) (Mar 31 2010)	21084	1029	6685	14399	212	3125
94	IDP-207A Kolkata East-West Metro Project (II) (Mar 31 2010)	1665	81	528	1137	0	2
95	IDP-208 Chennai Metrol Project (II) (Mar 31 2010)	55646	2714	17644	38002	561	9306
96	IDP-208A Chennai Metro Project (II) (Mar 31 2010)	4205	205	1333	2872	0	5
97	IDP-209 Dedicated Freight Corridor Project (Phase I)(II) (Mar 31 2010)	83588	2723	18242	65346	135	2046
98	IDP-209A Dedicated Freight Corridor Project (Phase I) (II) (Mar 31 2010)	5043	176	813	4231	0	4
99	IDP-210 Rengali Irrigation Project (Mar 31 2010)	3047	149	966	2081	31	584
100	IDP-210A Rengali Irrigation Project (III) (Mar 31 2010)	21	1	7	14	0	0

क्र. संख्या	ऋण ब्यौरा/योजना वार	दिनांक 31.3.2026 तक प्राप्त की गई ऋण राशि	मूलधन की पुनःअदायगी Principal Repaid		दिनांक 31.3.2026 की स्थिति के अनुसार बकाया समापन ऋण	ब्याज और अन्य प्रभारों का भुगतान Payment of Interest & Other Charges	
Sl. No.	Loan Details/ Planwise	Loan Amt. Availed Upto 31/03/2026	During 2025-2026 2025-2026 के दौरान	Upto 31/03/2026 दिनांक 31.3.2026 तक	Closing Debt Outstanding as on 31.3.2026	During 2025-2026 वर्ष 2025-2026 के दौरान	Upto 31/03/2026 दिनांक 31.3.2026 तक
101	IDP-211 Sikkim Biodiversity Conservation & Forest Management Project (Mar 31 2010)	3811	169	1450	2361	14	184
102	IDP-211A Sikkim Biodiversity Conservation & Forest Management Project (Mar 31 2010)	276	13	95	180	0	0
103	IDP-212 Dedicated Freight Corridor Project (Phase 2) (Jul 26 2010)	1224	40	241	983	0	8
104	IDP-213 Himachal Pradesh Crop Diversification Promotion Proj (Feb 17 2011)	4207	205	1137	3070	45	555
105	IDP-213A (Himachal Pradesh Crop Diversification Promotion Project) (Feb 17 2011)	350	17	94	256	0	0
106	IDP-214 Tamil Nadu Biodiversity Conservation and Greening Project (Feb 17 2011)	7783	255	1416	6367	43	524
107	IDP-214A Tamil Nadu Biodiversity Conservation and Greening Project (Feb 17 2011)	95	3	18	78	0	0
108	IDP-215 Yamuna Action Plan Project (III) (Feb 17 2011)	23692	731	5423	18269	122	883
109	IDP-215A Yamuna Action Plan Project (III) (Feb 17 2011)	580	18	131	449	0	0
110	IDP-216 Andhra Pradesh Rural High Voltage Distribution System Project (Jun 16 2011)	17445	572	2860	14585	98	1152
111	IDP-216A Andhra Pradesh Rural High Voltage Distribution System Project (Jun 16 2011)	29	1	5	24	0	0
112	IDP-217 Madhya Pradesh Transmission System Modernisation Project (Jun 16 2011)	12465	812	8000	4465	25	578
113	IDP-220 Bangalore Metro Rail Project (II) (Jun 16 2011)	15896	775	3877	12019	176	2319
114	IDP-220A Bangalore Metro Rail Project (II) (Jun 16 2011)	3764	184	918	2846	0	4
115	IDP-221 Rajasthan Forestry and Biodiversity Project (Phase-2) (Jun 16 2011)	14918	489	2454	12464	83	978
116	IDP-221A Rajasthan Forestry and Biodiversity Project (Phase-2) (Jun 16 2011)	153	5	26	127	0	0
117	IDP-222 Delhi Mass Rapid Transport System Project Phase 3 (Mar 29 2012)	125257	6110	27495	97762	1433	19345
118	IDP-222A Delhi Mass Rapid Transport System Project Phase 3 (Mar 29 2012)	2660	130	584	2076	0	3
119	IDP-223 West Bengal Forest and Biodiversity Conservation Project (Mar 29 2012)	4888	159	754	4134	28	274
120	IDP-223A West Bengal Forest and Biodiversity Conservation Project (Mar 29 2012)	210	7	35	176	0	0
Total		**760354**	**34068**	**237820**	**522534**	**5537**	**94251**
2012-2017 Twelfth Five Year Plan							
121	IDC-008 Tamil Nadu Investment Promotion Programme (Nov 12 2013)	12987	634	1584	11403	166	1990
122	IDC-009 Tamil Nadu Investment Promotion Program Phase-2 (Mar 31 2017)	22145	0	22	22123	310	2317
123	IDP-224 Tamil Nadu Transmission System Improvement Project (Sep 28 2012)	41998	2002	8958	33040	190	2067
124	IDP-224A Tamil Nadu Transmission System Improvement Project (Sep 28 2012)	0	0	0	0	0	0
125	IDP-226 Rajasthan Rural Water Supply and Fluorosis Mitigation Project (Nagaur) (Sep 28 2012)	34515	1684	6735	27781	407	3732
126	IDP-226A Rajasthan Rural Water Supply and Fluorosis Mitigation Project (Nagaur) (Sep 28 2012)	730	36	143	588	0	1
127	IDP-227 Campus Development Project of Indian Institute of Technology, Hyderabad (Jan 28 2014)	5034	246	614	4420	64	408
128	IDP-227A Campus Development Project of Indian Institute of Technology, Hyderabad (Jan 28 2014)	298	15	36	262	0	0
129	IDP-229 Dedicated Freight Corridor Project (Phase-2) (II) (Mar 28 2013)	129404	4241	14894	114510	235	2405
130	IDP-229A Dedicated Freight Corridor Project (Phase-2) (II) (Mar 28 2013)	6578	217	712	5866	1	3
131	IDP-230 Chennai Metro Project(III) (Mar 28 2013)	47375	2311	8088	39287	574	7226
132	IDP-230A Chennai Metro Rail Ltd (III) (Mar 28 2013)	1316	64	225	1091	0	2
133	IDP-232 Bihar National Highway Improvement Project(phase 2) (Jan 30 2014)	13898	661	2008	11891	173	1238
134	IDP-232A Bihar National Highway Improvement Project(phase 2) (Jan 30 2014)	420	20	58	362	0	0

क्र. संख्या	ऋण ब्यौरा/योजना वार	दिनांक 31.3.2026 तक प्राप्त की गई ऋण राशि	मूलधन की पुनःअदायगी Principal Repaid		दिनांक 31.3.2026 की स्थिति के अनुसार बकाया समापन ऋण	ब्याज और अन्य प्रभारों का भुगतान Payment of Interest & Other Charges	
Sl. No.	Loan Details/ Planwise	Loan Amt. Availed Upto 31/03/2026	During 2025-2026 2025-2026 के दौरान	Upto 31/03/2026 दिनांक 31.3.2026 तक	Closing Debt Outstanding as on 31.3.2026	During 2025-2026 वर्ष 2025-2026 के दौरान	Upto 31/03/2026 दिनांक 31.3.2026 तक
135	IDP-233 Mumbai Metro Line 3 Project (Sep 17 2013)	64237	3130	9461	54776	800	7585
136	IDP-233A Mumbai Metro Line 3 Project (Sep 17 2013)	6763	330	990	5773	1	6
137	IDP-234 Campus Development Project of Indian Institute of Technology, Hyderabad-II (Jan 28 2014)	17074	833	2084	14991	219	872
138	IDP-234A Campus Development Project of Indian Institute of Technology,Hyderabad-II (Jan 28 2014)	600	29	73	527	0	0
139	IDP-238 Delhi Mass Rapid Transport System Project Phase 3(II) (Mar 31 2014)	148887	7256	18288	130599	1905	18248
140	IDP-245 Odisha Transmission System Improvement Project (May 15 2015)	8568	406	4714	3854	33	267
141	IDP-245A Odisha Transmission System Improvement Project (May 15 2015)	135	5	90	44	0	0
142	IDP-246 Chennai Metro Project (IV) (Mar 4 2016)	17701	431	451	17250	248	2100
143	IDP-246A Chennai Metro Project (IV) (Mar 4 2016)	1838	45	45	1793	0	2
144	IDP-247 Ahmedabad Metro Project (I) (Mar 4 2016)	78040	1901	1984	76056	1091	6270
145	IDP-250 Transmission System Strengthening Project in Madhya Pradesh (Mar 31 2016)	6614	385	2768	3845	33	230
146	IDP-251 Tamil Nadu Urban Health Care Project (Mar 31 2016)	17535	287	313	17222	53	183
147	IDP-251A Tamil Nadu Urban Health Care Project (Mar 31 2016)	635	10	10	624	0	0
148	IDP-252 Odisha Integrated Sanitation Improvement Project (II) (Mar 31 2016)	24077	395	395	23682	108	427
149	IDP-252A Odisha Integrated Sanitation Improvement Project(II) (Mar 31 2016)	1258	21	21	1238	0	1
150	IDP-253 Dedicated Frieght Corridor Project -Phase I (III) (Mar 31 2016)	98681	1616	1720	96961	148	753
151	IDP-253A Dedicated Freight Corridor Project(Phase1)(III) (Mar 31 2016)	4978	82	82	4896	1	2
152	IDP-259 Rajasthan Water Sector Livelehood Improvement Project(I) (Mar 31 2017)	10823	941	5180	5643	44	253
153	IDP-259A Rajasthan Water Sector Livelihood Improvement Project (I) (Mar 31 2017)	569	54	246	323	0	0
Total		**825710**	**30285**	**92991**	**732719**	**6804**	**58588**
Grand Total		**2547474**	**105933**	**824509**	**1722965**	**18190**	**334486**

न्यू डेवलेपमेंट बैंक
New Development Bank
मुद्राः अमेरीकी डॉलर हजारों में
Currency : Thousands U S Dollars

2012-2017 Twelfth Five Year Plan

1	16IN02 Development and Upgradation of Major District Roads - Madhya Pradesh (Mar 30 2017)	327735	21904	97417	230318	14258	78982
Total		**327735**	**21904**	**97417**	**230318**	**14258**	**78982**

2017-2018 For Financial Year

2	17IN01 Rajasthan Water Sector Restructuring Project for the Desert Areas (Feb 13 2018)	100000	3500	8450	91550	5830	26970
Total		**100000**	**3500**	**8450**	**91550**	**5830**	**26970**

2018-2019 For Financial Year

3	17IN02 Madhya Pradesh Multi Village Rural Water Supply Project (Aug 20 2018)	246216	15395	61481	184735	11341	59490
4	18IN01 Bihar Roral Roads Project (Nov 20 2018)	45000	2997	7492	37508	5975	14461
5	18IN02 Madhya Pradesh Major District Roads II Project (Oct 5 2018)	302442	20379	57588	244854	14953	63477
6	18IN03 Madhya Pradesh Bridge Project (Tranche 1) (Oct 5 2018)	105000	6993	20979	84021	5127	22646
Total		**698658**	**45764**	**147541**	**551117**	**37395**	**160074**

2020-2021 For Financial Year

7	20IN03 Emergency Assistance Program in Combating COVID-19 (May 5 2020)	1000000	40000	40000	960000	58336	262378

क्र. संख्या	ऋण ब्यौरा/योजना वार	दिनांक 31.3.2026 तक प्राप्त की गई ऋण राशि	मूलधन की पुनःअदायगी Principal Repaid		दिनांक 31.3.2026 की स्थिति के अनुसार बकाया समापन ऋण	ब्याज और अन्य प्रभारों का भुगतान Payment of Interest & Other Charges	
Sl. No.	Loan Details/ Planwise	Loan Amt. Availed Upto 31/03/2026	During 2025-2026 2025-2026 के दौरान	Upto 31/03/2026 दिनांक 31.3.2026 तक	Closing Debt Outstanding as on 31.3.2026	During 2025-2026 वर्ष 2025-2026 के दौरान	Upto 31/03/2026 दिनांक 31.3.2026 तक
8	20IN05 Emergency Program Loan Supporting India's Economic Recovery from COVID-19 (Dec 16 2020)	1000000	20000	20000	980000	58901	251138
Total		**2000000**	**60000**	**60000**	**1940000**	**117237**	**513516**
Grand Total		**3126393**	**131167**	**313407**	**2812985**	**174720**	**779542**

अंतरराष्ट्रीय विकास के लिए ओपीइसी निधि
मुद्राः अमेरीकी डॉलर हजारों में
OPEC Fund for International Development
Currency : Thousands U S Dollars

2007-2012 Eleventh Five Year Plan

1	1251-P	Orissa Integrated Irrigated Agriculture and Water Management Project (Mar 12 2009)	24502	1652	20372	4129	148	4692
Total			**24502**	**1652**	**20372**	**4129**	**148**	**4692**
Grand Total			**24502**	**1652**	**20372**	**4129**	**148**	**4692**

रूसी संघ
मुद्राः भारतीय रुपया हजारों में
Russian Federation
Currency : Thousands Indian Rupee

1992-1997 Eigth Five Year Plan

1	3-4008	Non-Reschedule Without Interest (Jan 29 1993)	651953	14111	599781	52172	0	0
2	3-4009	Rescheduled Portion of USSR Debt 1992 (Jan 29 1993)	11639275	258665	8535293	3103982	0	0
Total			**12291228**	**272776**	**9135074**	**3156154**	**0**	**0**
Grand Total			**12291228**	**272776**	**9135074**	**3156154**	**0**	**0**

मुद्राः अमेरीकी डॉलर हजारों में
Currency : Thousands U S Dollars

1997-2002 Ninth Five Year Plan

3	RUGL005	Kudankulam Nuclear Power Project dt.21/06/98(supl) (Jun 21 1998)	1434211	0	1434211	0	0	547885
Total			**1434211**	**0**	**1434211**	**0**	**0**	**547885**

2012-2017 Twelfth Five Year Plan

4	1/2643	Kudunkulam Nuclear Power Project Unit No 3 & 4 For Fuel (Jul 17 2012)	0	0	0	0	0	0
5	2/2641	Kudankulam Nuclear Power Project Unit 3 (Jul 17 2012)	0	40000	40000	-40000	0	33584
6	2/2642	Kudankulam Nuclear Power Poject Unit No 4 (Jul 17 2012)	0	40000	40000	-40000	0	31014
7	3/2641	Kudankulam Nuclear Power Project Unit 3 (Jul 17 2012)	140213	0	0	140213	0	140213
8	3/2642	Kukankulam Nuclear Power Project Unit No 4 (Jul 17 2012)	117806	0	0	117806	0	117806
9	4/2641	Kudankulam Nuclear Power Project unit No 3 (Jul 17 2012)	0	0	0	0	0	0
10	4/2642	Kudankulam Nuclear Power project Unit No 4 (Jul 17 2012)	0	0	0	0	0	0
Total			**258019**	**80000**	**80000**	**178019**	**0**	**322617**
Grand Total			**1692230**	**80000**	**1514211**	**178019**	**0**	**870502**

दक्षिण कोरिया
South Korea

मुद्राः अमेरीकी डॉलर हजारों में
Currency : Thousands U S Dollars

2023-2024 For Financial Year

1	IND-02	Strengthening Multimodal and Integrated Logistics Ecosystem Program (SMILE) (Dec 11 2023)	100000	0	0	100000	1014	2011
Total			**100000**	**0**	**0**	**100000**	**1014**	**2011**
Grand Total			**100000**	**0**	**0**	**100000**	**1014**	**2011**

अनुलग्नक-क3
ANNEX -A3

दिनांक 31 मार्च, 2026 तक प्राप्त किए गए ऋण/उधार के देशवार/संस्थावार संवित्तरण के ब्यौरे दर्शाने वाला विवरण(सरकारी ऋण)

STATEMENT SHOWING DETAILS OF COUNTRY/INSTITUTION-WISE DISBURSING LOANS/CREDITS RECEIVED UPTO MARCH 31, 2026 (GOVT. LOANS)

क्रम सं Sl.No	ऋण ब्यौरा/आयोजना वार Loan Details/Planwise	रद हुए करारों को छोड़कर हस्ताक्षरित करार का मूल्य Value of Agreement signed less Cancellation	उपयोग Utilisation		31.03.26 की स्थिति के अनुसार अनाहरित शेष Undrawn Balance as on 31.03.26	मूलधन की पुन: अदायगी Principal Repaid		31.03.26 की स्थिति के अनुसार बकाया समापन ऋण Closing Debt Outstanding as on 31.03.26	ब्याज और भुगतान किए गए अन्य प्रभारों की अदायगी Payment of Interest & Other Charges paid	
			2025-26 के दौरान During 2025-26	31.03.26 तक Upto 31.03.26		2025-26 के दौरान During 2025-26	31.03.26 तक Upto 31.03.26		2025-26 के दौरान During 2025-26	31.03.26 तक Upto 31.03.26

एशियाई विकास बैंक

मुद्रा : अमरीकी डालर हजारों में
Asian Development Bank
Currency : Thousands U S Dollars

2012-2017 Twelfth Five Year Plan										
1	3430-IND Visakhapatnam-Chennai Industrial Corridor Development Programme-Project-1 (Feb 23 2017)	209330	29563	204414	4916	10272	36373	168041	8368	36715
Plan Year Total		**209330**	**29563**	**204414**	**4916**	**10272**	**36373**	**168041**	**8368**	**36715**
2017-2018 For Financial Year										
2	3573-IND Himachal Pradesh Skills Development Project (Mar 28 2018)	80000	6516	72384	7616	4851	13666	58718	3017	10978
Plan Year Total		**80000**	**6516**	**72384**	**7616**	**4851**	**13666**	**58718**	**3017**	**10978**
2018-2019 For Financial Year										
3	3619-IND Karnataka State Highways Improvement III Project (Aug 30 2018)	343320	29752	330925	12395	15836	38043	292881	14931	46100
4	3662-IND Madhya Pradesh Irrigation Efficiency Improvement Project (Aug 29 2018)	270000	6185	253670	16330	11785	28060	225610	12249	46829
5	3696-IND West Bengal Drinking Water Sector Improvement Project (Oct 3 2018)	240000	28833	193239	46761	8980	19375	173864	8682	30900
6	3710-IND Madhya Pradesh Skills Development Project (Oct 3 2018)	150000	5526	135599	14401	9100	20228	115371	6137	20380
7	3718-IND Tamil Nadu Urban Flagship Investment Program-Project-1 (Nov 16 2018)	169000	23768	131908	37092	2495	4993	126916	6264	21443
8	3775-IND Mumbai metro Rail System Project (Mar 1 2019)	815740	46639	480562	335178	22864	41707	438855	22936	79011
Plan Year Total		**1988060**	**140703**	**1525903**	**462157**	**71060**	**152406**	**1373496**	**71198**	**244663**
2019-2020 For Financial Year										
9	3795-IND Chhattisgarh Road Connectivity Project (Sep 3 2019)	265144	2146	263496	1648	17557	25441	238055	13238	43021
10	3849-IND Public-Private Partnership in Madhya Pradesh Road Sector Project (Dec 20 2019)	445000	27854	381590	63410	17803	17803	363787	19213	53556

क्रम सं Sl.No	ऋण ब्यौरा/आयोजना वार Loan Details/Planwise	रद हुए करारों को छोड़कर हस्ताक्षरित करार का मूल्य Value of Agreement signed less Cancellation	उपयोग Utilisation		31.03.26 की स्थिति के अनुसार अनाहरित शेष Undrawn Balance as on 31.03.26	मूलधन की पुन: अदायगी Principal Repaid		31.03.26 की स्थिति के अनुसार बकाया समापन ऋण Closing Debt Outstanding as on 31.03.26	ब्याज और भुगतान किए गए अन्य प्रभारों की अदायगी Payment of Interest & Other Charges paid	
			2025-26 के दौरान During 2025-26	31.03.26 तक Upto 31.03.26		2025-26 के दौरान During 2025-26	31.03.26 तक Upto 31.03.26		2025-26 के दौरान During 2025-26	31.03.26 तक Upto 31.03.26
11	3850-IND Chennai-Kanyakumari Industrial Corridor: Power Sector Investment Project (Nov 28 2019)	451000	30043	317748	133252	16001	29936	287813	14830	50753
12	3862-IND Tamil Nadu Urban Flagship Investment Program - Project 2 (Dec 2 2019)	206000	6616	145438	60562	2369	2369	143069	7714	22732
Plan Year Total		**1367144**	**66658**	**1108273**	**258871**	**53730**	**75548**	**1032724**	**54995**	**170062**
2020-2021 For Financial Year										
13	3911-IND Maharashtra State Road Improvement Project (May 28 2020)	149266	0	149266	0	3732	3732	145534	8076	25934
14	3972-IND Rajasthan Secondary Town Development Sector Project (Oct 12 2020)	300000	17391	228845	71155	0	0	228845	11758	34582
15	3974-IND Madhya Pradesh Urban Services Improvement Project-Additional financing (Oct 12 2020)	270000	40250	136292	133708	3260	3260	133032	6180	15741
16	3996-IND Meghalaya Power Distribution Sector Improvement Project (Dec 1 2020)	132800	13215	86642	46158	0	0	86642	4012	11043
17	4025-IND Uttar Pradesh Power Distribution Network Rehabilitation Project - Tranche 1 (Dec 18 2020)	300000	3868	214595	85405	0	0	214595	11274	35518
18	4028-IND Bengaluru Smart Energy Efficient Power Distribuion Project (Dec 31 2020)	100000	1575	99955	45	0	0	99955	5409	16750
Plan Year Total		**1252066**	**76299**	**915595**	**336471**	**6992**	**6992**	**908602**	**46709**	**139569**
2021-2022 For Financial Year										
19	4036-IND Bengaluru Metro Rail Project (Aug 19 2021)	500000	76616	411744	88256	0	0	411744	19850	47166
20	4062-IND Tamil Nadu Industrial Connectivity Project (Jun 16 2021)	484000	50396	459918	24082	0	0	459918	21680	54029
21	4092-IND Jharkhand Urban Water Supply Improvement Project (Sep 8 2021)	112000	8989	47240	64760	0	0	47240	2250	6589
22	4097-IND Maharashtra Rural Connectivity Improvement Project - Additional Financing (Sep 8 2021)	300000	17841	227119	72881	0	0	227119	11494	31629
23	4106-IND Inclusive, Resilient, and Sustainable Housing Unit Pj. for TN (Dec 7 2021)	150000	18872	55394	94606	0	0	55394	2472	5578
24	4113-IND Integrated Urban Flood Management for the Chennai-Kosasthalaiyar Basin Proj (Oct 26 2021)	251000	32804	198831	52169	0	0	198831	9775	28579
25	4117-IND Maharashtra Agribusiness Network Project (Oct 26 2021)	100000	19262	52773	47227	0	0	52773	2253	4781
26	4133-IND Agartala City Urban Development Project (Nov 12 2021)	61000	10712	20024	40976	0	0	20024	641	1516

क्रम सं Sl.No	ऋण ब्यौरा/आयोजना वार Loan Details/Planwise	रद हुए करारों को छोड़कर हस्ताक्षरित करार का मूल्य Value of Agreement signed less Cancellation	उपयोग Utilisation		31.03.26 की स्थिति के अनुसार अनाहरित शेष Undrawn Balance as on 31.03.26	मूलधन की पुन: अदायगी Principal Repaid		31.03.26 की स्थिति के अनुसार बकाया समापन ऋण Closing Debt Outstanding as on 31.03.26	ब्याज और भुगतान किए गए अन्य प्रभारों की अदायगी Payment of Interest & Other Charges paid	
			2025-26 के दौरान During 2025-26	31.03.26 तक Upto 31.03.26		2025-26 के दौरान During 2025-26	31.03.26 तक Upto 31.03.26		2025-26 के दौरान During 2025-26	31.03.26 तक Upto 31.03.26
27	4147-IND Responsive COVID-19 Vacciness for Recovery Project (Dec 31 2021)	499335	0	499335	0	26505	26505	472830	26194	89014
28	4148-IND Uttarakhand Integrated and Resilient Urban Development Project (Dec 7 2021)	125000	17917	77137	47863	0	0	77137	3391	7345
29	4151-IND Responsive COVID-19 Vacciness for Recovery Project (Dec 31 2021)	578602	0	578602	0	249129	249129	329473	27639	103501
30	4166-IND Assam Skill Unversity Project (Dec 17 2021)	112000	22457	42434	69566	0	0	42434	1416	2705
31	6038-IND Aizawl Sustainable Urban Transport Project (Oct 26 2021)	4500	516	2836	1664	199	199	2638	122	235
Plan Year Total		**3277437**	**276381**	**2673388**	**604049**	**275833**	**275833**	**2397555**	**129178**	**382667**
2022-2023 For Financial Year										
32	4196-IND Himachal Pradesh Rural Drinking Water Improvement and Livelihood Project (Aug 16 2022)	96300	12838	46813	49487	0	0	46813	2064	3975
33	4242-IND Connecting economic Cluster for Inclusive Growth in Maharashtra Project (Dec 30 2022)	350000	88325	321785	28215	0	0	321785	13406	22865
34	4248-IND Tripura Power Distribution Strengthening and Generation Efficiency Improvement Project (Dec 30 2022)	220000	30157	81695	138305	0	0	81695	3251	5976
35	4253-IND Tamil Nadu Urban Flagship Investment Program - Project 3 (Dec 27 2022)	125000	27085	70114	54886	0	0	70114	2616	3830
36	4262-IND Rajasthan State Highway Investment Program - Project 3 (Dec 20 2022)	110000	8782	84682	25318	0	0	84682	4236	7691
37	4265-IND Assam South Asia Subregional Economic Corridor Connectivity Improvement Project (Dec 28 2022)	300000	43609	80357	219643	0	0	80357	2737	4555
38	4273-IND Chennai Metro Rail Investment Project (Dec 29 2022)	350000	75902	312921	37079	0	0	312921	13692	26851
39	6045-IND Nagaland Urban Infrastructure Development Project (Apr 11 2022)	2000	498	1600	400	110	110	1490	64	143
40	6047-IND Agartala Municipal Insfrastructure Development Project (Nov 29 2022)	3000	474	1451	1549	55	55	1396	56	106
Plan Year Total		**1556300**	**287671**	**1001418**	**554882**	**165**	**165**	**1001253**	**42121**	**75992**
2023-2024 For Financial Year										
41	4291-IND Himachal Pradesh Subtropical, Horticulture, Irrigation, and Value Addition Project (Jun 8 2023)	130000	15823	34288	95712	0	0	34288	1380	2110
42	4312-IND Visakhapatnam-Chennai Industrial Development Program - Tranche 2 (May 23 2023)	126070	10000	10000	116070	0	0	10000	416	681

क्रम सं Sl.No	ऋण ब्यौरा/आयोजना वार Loan Details/Planwise	रद हुए करारों को छोड़कर हस्ताक्षरित करार का मूल्य Value of Agreement signed less Cancellation	उपयोग Utilisation		31.03.26 की स्थिति के अनुसार अनाहरित शेष Undrawn Balance as on 31.03.26	मूलधन की पुन: अदायगी Principal Repaid		31.03.26 की स्थिति के अनुसार बकाया समापन ऋण Closing Debt Outstanding as on 31.03.26	ब्याज और भुगतान किए गए अन्य प्रभारों की अदायगी Payment of Interest & Other Charges paid	
			2025-26 के दौरान During 2025-26	31.03.26 तक Upto 31.03.26		2025-26 के दौरान During 2025-26	31.03.26 तक Upto 31.03.26		2025-26 के दौरान During 2025-26	31.03.26 तक Upto 31.03.26
43	4322-IND Enhanding Connectivity and Sustainability in Bihar Roads Project (Jul 27 2023)	295000	58390	148651	146349	0	0	148651	5672	8489
44	4325-IND Rajasthan Secondary Towns Development Sector Project - Additional Finanacing (Jul 27 2023)	200000	30555	93116	106884	0	0	93116	3931	6985
45	4335-IND Early Childhood Development in Meghalaya Project (Mar 1 2024)	40500	6673	6673	33827	0	0	6673	145	192
46	4352-IND Climate Resilient Brahmputra Ingegrated Floor and Riverbank Erosion Risk Management Project Assam (Feb 5 2024)	200000	63017	82554	117446	0	0	82554	2764	3273
47	4357-IND Ahmedabad Peri Urban Livability Improvement Project (Mar 13 2024)	181000	38540	50621	130379	0	0	50621	871	978
48	4361-IND Enhancing Connectivity and Resilience of the Madhya Pradesh Road Network Project (Dec 5 2023)	175000	22242	55167	119833	0	0	55167	1948	2312
49	4375-IND Tripura Urban &Tourism Dovelopment Project (Dec 22 2023)	100000	12299	18082	81918	0	0	18082	524	630
50	4402-IND Uttarakhand Climate Resilient Power System Development Project (Dec 13 2023)	200000	48166	79963	120037	0	0	79963	2143	2651
51	4407-IND Uttrakhand Integrated and Resilient Urban Development Project - Additional Financing (Dec 13 2023)	200000	20396	48489	151511	0	0	48489	1920	2554
52	4437-IND Promoting Research and Innovation through GIFTCL at Gujarat International Finance Tec-City Project (Mar 14 2024)	23000	3939	6902	16098	0	0	6902	228	286
Plan Year Total		**1870570**	**330039**	**634507**	**1236063**	**0**	**0**	**634507**	**21942**	**31140**
2024-2025 For Financial Year										
53	4392-IND Maharashtra Tertiary Care and Medical Education Sector Development Program (Aug 21 2024)	350000	2807	2807	347193	0	0	2807	570	570
54	4411-IND Building India's Clean Plant Program (Nov 29 2024)	98000	0	0	98000	0	0	0	125	125
55	4431-IND Swachh Bharat Mission 2.0 - Comprehensive Municipal Waste Management in Indian Cities Program (Jul 4 2024)	200000	0	50000	150000	0	0	50000	2759	2834
56	4447-IND Sikkim Power Sector Development Project (May 31 2024)	148500	16422	25422	123078	0	0	25422	1088	1378
57	4486-IND Climate-Adaptive Community Based Water-Harvesting Project in Meghalaya (Dec 4 2024)	50000	2726	2726	47274	0	0	2726	65	65
58	4498-IND Sustainable and Inclusive Tourism Development Project in Himachal Pradesh (Dec 19 2024)	162000	5539	5539	156461	0	0	5539	189	189

क्रम सं Sl.No	ऋण ब्यौरा/आयोजना वार Loan Details/Planwise	रद हुए करारों को छोड़कर हस्ताक्षरित करार का मूल्य Value of Agreement signed less Cancellation	उपयोग Utilisation		31.03.26 की स्थिति के अनुसार अनाहरित शेष Undrawn Balance as on 31.03.26	मूलधन की पुन: अदायगी Principal Repaid		31.03.26 की स्थिति के अनुसार बकाया समापन ऋण Closing Debt Outstanding as on 31.03.26	ब्याज और भुगतान किए गए अन्य प्रभारों की अदायगी Payment of Interest & Other Charges paid	
			2025-26 के दौरान During 2025-26	31.03.26 तक Upto 31.03.26		2025-26 के दौरान During 2025-26	31.03.26 तक Upto 31.03.26		2025-26 के दौरान During 2025-26	31.03.26 तक Upto 31.03.26
59	4502-IND Maharashtra Sustainable Climate Resilient Coastal Protection and Management Project (Dec 18 2024)	42000	1266	1266	40734	0	0	1266	57	57
60	4508-IND West Bengal Distribution System Strengthening Program (Nov 1 2024)	241300	88690	101580	139720	0	0	101580	1104	1104
61	4510-IND Uttarakhand Livability Improvement Project (Nov 6 2024)	200000	21503	42250	157750	0	0	42250	1212	1212
62	4562-IND Supporting Human Capital Development in Meghalaya, Phase - 2 Project (Dec 20 2024)	64000	1579	1579	62421	0	0	1579	71	71
63	6053-IND Preparing West Bengal Floating Solar Project (Nov 26 2024)	1060	263	263	797	0	0	263	11	11
Plan Year Total		**1556860**	**140793**	**233431**	**1323429**	**0**	**0**	**233431**	**7251**	**7617**
2025-2026 For Financial Year										
64	4390-IND Kerala Urban Water Services Improvement Project (May 22 2025)	170000	10813	10813	159187	0	0	10813	83	83
65	4584-IND Kolkata Municipal Corporation Sustainability, Hygiene and Resilience (Sector) Project (May 22 2025)	200000	32867	32867	167133	0	0	32867	72	72
66	4586-IND Tripura Industrial Infrastructure Development Project (May 28 2025)	85400	1582	1582	83818	0	0	1582	105	105
67	4600-IND Gujrat Skills Development Program (Nov 28 2025)	109970	0	0	109970	0	0	0	0	0
68	4613-IND WEST BENGAL DRINKING WATER SECTOR IMPROVEMENT PROJECT-ADDITIONAL FINANCING (Aug 19 2025)	101000	5000	5000	96000	0	0	5000	0	0
69	4615-IND Sustainable, Inclusive and Climate-Resilient Tourism Development at Tehri Lake Area Project (Sep 10 2025)	126420	5251	5251	121169	0	0	5251	35	35
70	4623-IND Assam Urban Sector Development Project (Sep 22 2025)	125000	2483	2483	122517	0	0	2483	52	52
71	4633-IND Sikkim Integrated Urban Development Project (Oct 17 2025)	179070	0	0	179070	0	0	0	66	66
72	4664-IND Maharashtra Power Distribution Enhancement Program for Agricultural Solarization (Nov 28 2025)	460000	92000	92000	368000	0	0	92000	0	0
73	4695-IND Maharashtra Roads Connectivity for Inclusive Growth Program (Jan 23 2026)	400000	0	0	400000	0	0	0	0	0
74	4697-IND Assam State Tertiary Health Care Augmentation Project (Dec 15 2025)	398800	0	0	398800	0	0	0	0	0

क्रम सं Sl.No	ऋण ब्यौरा/आयोजना वार Loan Details/Planwise	रद्द हुए करारों को छोड़कर हस्ताक्षरित करार का मूल्य Value of Agreement signed less Cancellation	उपयोग Utilisation		31.03.26 की स्थिति के अनुसार अनाहरित शेष Undrawn Balance as on 31.03.26	मूलधन की पुन: अदायगी Principal Repaid		31.03.26 की स्थिति के अनुसार बकाया समापन ऋण Closing Debt Outstanding as on 31.03.26	ब्याज और भुगतान किए गए अन्य प्रभारों की अदायगी Payment of Interest & Other Charges paid	
			2025-26 के दौरान During 2025-26	31.03.26 तक Upto 31.03.26		2025-26 के दौरान During 2025-26	31.03.26 तक Upto 31.03.26		2025-26 के दौरान During 2025-26	31.03.26 तक Upto 31.03.26
75	4699-IND Integrated Ecotourism and Sustainable Agri-Based Livelihood Development in Meghalaya Project (Dec 15 2025)	77000	0	0	77000	0	0	0	0	0
76	4702-IND Supporting Pradhan Mantri Skilling and Employability Transformation through Upgraded Industrial Trai (Dec 15 2025)	846000	0	0	846000	0	0	0	0	0
77	4703-IND Accelerating Affordable and Inclusive Rooftop Solar Systems development program-Subprogram 1 (Dec 15 2025)	650000	650000	650000	0	0	0	650000	0	0
78	4714-IND Chennai Metro Rail Investment Project-Tranche 2 (Dec 15 2025)	240000	0	0	240000	0	0	0	0	0
79	4718-IND Supporting Public Health Care System Strengthening to Achieve Universal Health Care for Mizoram Prog (Jan 23 2026)	108000	0	0	108000	0	0	0	0	0
80	4753-IND Climate Resilient Brahmaputra Integrated Flood and Riverbank Erosion Risk Mgmnt Proj Assam - Add Fin (Feb 12 2026)	182000	0	0	182000	0	0	0	0	0
81	8517-IND Maharastra Power Distribution Enhancement Program for Agricultural Solarization (Nov 28 2025)	40000	7000	7000	33000	0	0	7000	0	0
Plan Year Total		**4498660**	**806995**	**806995**	**3691665**	**0**	**0**	**806995**	**413**	**413**
Grand Total		**17656427**	**2161620**	**9176306**	**8480121**	**422903**	**560983**	**8615323**	**385192**	**1099815**

मुद्रा : जापानी येन हजारों में

Currency : Thousands Japanese Yen

2023-2024 For Financial Year

82	4404-IND Delhi-Meerut Regional Rapid Transit System Investment Project-Tranche 3 (Dec 15 2023)	37737500	24918008	37558688	178812	0	0	37558688	209484	279226
Plan Year Total		**37737500**	**24918008**	**37558688**	**178812**	**0**	**0**	**37558688**	**209484**	**279226**

2024-2025 For Financial Year

83	4469-IND NagpurMetro Urban Mobility Project (Dec 17 2024)	31386000	1505992	1505992	29880008	0	0	1505992	45979	45979
84	4573-IND AMRAVATI INCLUSIVE AND SUSTAINABLE CAPITAL CITY DEVELOPMENT PROGRAM (Dec 20 2024)	121972000	13721850	44214850	77757150	0	0	44214850	286036	286036
Plan Year Total		**153358000**	**15227842**	**45720842**	**107637158**	**0**	**0**	**45720842**	**332015**	**332015**

2025-2026 For Financial Year

85	4642-IND Indore Metro Rail Project (Nov 28 2025)	27147200	0	0	27147200	0	0	0	0	0
86	4644-IND Delhi-Meerut Regional Rapid Transit System Investment Project -Tranche 4 (Oct 28 2025)	45074250	0	0	45074250	0	0	0	0	0
Plan Year Total		**72221450**	**0**	**0**	**72221450**	**0**	**0**	**0**	**0**	**0**
Grand Total		**263316950**	**40145850**	**83279530**	**180037420**	**0**	**0**	**83279530**	**541499**	**611241**

क्रम सं Sl.No	ऋण ब्यौरा/आयोजना वार Loan Details/Planwise	रद हुए करारों को छोड़कर हस्ताक्षरित करार का मूल्य Value of Agreement signed less Cancellation	उपयोग Utilisation		31.03.26 की स्थिति के अनुसार अनाहरित शेष Undrawn Balance as on 31.03.26	मूलधन की पुन: अदायगी Principal Repaid		31.03.26 की स्थिति के अनुसार बकाया समापन ऋण Closing Debt Outstanding as on 31.03.26	ब्याज और भुगतान किए गए अन्य प्रभारों की अदायगी Payment of Interest & Other Charges paid	
			2025-26 के दौरान During 2025-26	31.03.26 तक Upto 31.03.26		2025-26 के दौरान During 2025-26	31.03.26 तक Upto 31.03.26		2025-26 के दौरान During 2025-26	31.03.26 तक Upto 31.03.26

एशियाई अवसंरचना निवेश बैंक
मुद्रा : अमरीकी डालर हजारों में

Asian Infrastructure Investment Bank
Currency : Thousands U S Dollars

2018-2019 For Financial Year

1	L0063A-IND Andhra Pradesh Rural Roads Project (Feb 25 2019)	262400	55000	177103	85297	6064	10734	166370	8125	32578
2	L0079A-IND AP Urban Water Supply Septage Mgt Improvement Pj. (Feb 25 2019)	400000	0	44688	355312	1788	4469	40219	3232	17006
Plan Year Total		**662400**	**55000**	**221791**	**440609**	**7852**	**15202**	**206588**	**11357**	**49584**
2019-2020 For Financial Year										
3	L0038A-IND Bangalore Metro Rail Project - Line R6 (Jun 4 2019)	335000	0	290178	44822	14536	28491	261686	16117	54365
Plan Year Total		**335000**	**0**	**290178**	**44822**	**14536**	**28491**	**261686**	**16117**	**54365**
2020-2021 For Financial Year										
4	L0054A-IND West Bengal Major Irrigation and Flood Management Project (May 15 2020)	145000	11971	140340	4660	0	0	140340	7481	21357
5	L0228A-IND Mumbai Urban Transport Project 3 (Aug 24 2020)	500000	169133	397499	102501	6297	6297	391202	15282	35396
6	L0302A-IND Assam Intra-State Transmission System Enhancement Project (Feb 23 2021)	304000	25984	93354	210646	0	0	93354	4312	11429
Plan Year Total		**949000**	**207088**	**631193**	**317807**	**6297**	**6297**	**624896**	**27075**	**68181**
2021-2022 For Financial Year										
7	L0301A-IND Chennai Metro Rail Phase 2 - Corridor 4 Project (Oct 26 2021)	356670	76686	302643	54027	0	0	302643	14008	36454
8	L0352A-IND Delhi-Meerut Regional Rapid Transit System Project (Mar 10 2022)	500000	54554	500000	0	0	0	500000	27566	72340
9	L0448A-IND Punjab Municipal Services Improvement Project (Oct 12 2021)	105000	17075	36096	68904	2988	4238	31858	1444	3439
10	L0453A-IND Kerala Solid Waste Management Project (Jan 21 2022)	72400	5451	13111	59289	0	0	13111	724	2330
11	L0454A-IND West Bengal Electricity Distribution Grid Modernisation Project (Jan 28 2022)	135000	17074	87074	47926	0	0	87074	4175	9707
12	L0463A-IND The Resilient Kerala Program (Aug 10 2021)	125000	14438	50650	74350	0	0	50650	2331	6375
13	L0477A-IND Chennai City Partnership: Sustainable Urban Services Program (Nov 30 2021)	150000	53082	97677	52323	0	0	97677	3341	6857
14	L0479A-IND Gujarat Education Infrastrueture and Technology Modernisation Program (Jan 7 2022)	250000	16100	179745	70255	0	0	179745	9086	26327

क्रम सं Sl.No	ऋण ब्यौरा/आयोजना वार Loan Details/Planwise	रद हुए करारों को छोड़कर हस्ताक्षरित करार का मूल्य Value of Agreement signed less Cancellation	उपयोग Utilisation		31.03.26 की स्थिति के अनुसार अनाहरित शेष Undrawn Balance as on 31.03.26	मूलधन की पुन: अदायगी Principal Repaid		31.03.26 की स्थिति के अनुसार बकाया समापन ऋण Closing Debt Outstanding as on 31.03.26	ब्याज और भुगतान किए गए अन्य प्रभारों की अदायगी Payment of Interest & Other Charges paid	
			2025-26 के दौरान During 2025-26	31.03.26 तक Upto 31.03.26		2025-26 के दौरान During 2025-26	31.03.26 तक Upto 31.03.26		2025-26 के दौरान During 2025-26	31.03.26 तक Upto 31.03.26
15	L0564A-IND Responsive COVID-19 Vaccines for Recovery Project (Jan 21 2022)	398227	0	398227	0	0	0	398227	22184	78362
Plan Year Total		**2092297**	**254458**	**1665223**	**427074**	**2988**	**4238**	**1660984**	**84858**	**242191**
2022-2023 For Financial Year										
16	L0315A-IND Assam Electricity Distribution System Enhancement & Loss Reduction Project (Apr 25 2022)	386000	54725	178637	207363	0	0	178637	7654	14795
17	L0440A-IND Assam Secondary Road Network Improvement Project (Sep 19 2022)	320000	47679	99463	220537	0	0	99463	3937	8393
18	L0449A-IND Second Dam Rehabilitation and Improvement Project (May 19 2022)	207580	22718	64661	142919	0	0	64661	2926	6018
Plan Year Total		**913580**	**125122**	**342761**	**570819**	**0**	**0**	**342761**	**14517**	**29207**
2023-2024 For Financial Year										
19	L0336A-IND Chennai Peripheral Ring Road Sections 2&3 Projects (Apr 13 2023)	378000	63293	118848	259152	0	0	118848	4156	7355
20	L0368A-IND Chennai Metro Rail Phase 2 - Corridor 5 Project (Jun 7 2023)	438750	87695	252917	185833	0	0	252917	11848	22924
21	L0370A-IND haryana Orbital Rail Corridor Part A Project (Jun 8 2023)	128000	61673	61993	66007	0	0	61993	1529	2338
Plan Year Total		**944750**	**212660**	**433757**	**510993**	**0**	**0**	**433757**	**17532**	**32618**
2024-2025 For Financial Year										
22	L0353A Mumbai Urban Transport Project 3A Station Improvement (Nov 29 2024)	85000	37025	45615	39385	0	0	45615	874	1086
Plan Year Total		**85000**	**37025**	**45615**	**39385**	**0**	**0**	**45615**	**874**	**1086**
2025-2026 For Financial Year										
23	L0365A Mumbai Metro Line 5 Project (Nov 12 2025)	200000	0	0	200000	0	0	0	0	0
24	L0723A Manipur Urban Road, Drainage and Asset Management Improvement Project(MURDAMIP) (Apr 11 2025)	352400	881	881	351519	0	0	881	1287	1287
25	L0795A Kochi Metro Rail Project -Phase- II (Mar 3 2026)	122320	0	0	122320	0	0	0	0	0
26	L0862 Assam Intra-State Transmission System Enhancement Project Phase II (Jan 28 2026)	140610	0	0	140610	0	0	0	0	0
27	L0880A Maharashtra Climate Resilient Distributed Renewable Energy Access Sub-Project 1 (Dec 18 2025)	700000	150327	150327	549673	0	0	150327	0	0
Plan Year Total		**1515330**	**151208**	**151208**	**1364122**	**0**	**0**	**151208**	**1287**	**1287**
Grand Total		**7497357**	**1042562**	**3781726**	**3715631**	**31673**	**54228**	**3727497**	**173616**	**478520**

क्रम सं Sl.No	ऋण ब्यौरा/आयोजना वार Loan Details/Planwise	रद हुए करारों को छोड़कर हस्ताक्षरित करार का मूल्य Value of Agreement signed less Cancellation	उपयोग Utilisation		31.03.26 की स्थिति के अनुसार अनाहरित शेष Undrawn Balance as on 31.03.26	मूलधन की पुन: अदायगी Principal Repaid		31.03.26 की स्थिति के अनुसार बकाया समापन ऋण Closing Debt Outstanding as on 31.03.26	ब्याज और भुगतान किए गए अन्य प्रभारों की अदायगी Payment of Interest & Other Charges paid	
			2025-26 के दौरान During 2025-26	31.03.26 तक Upto 31.03.26		2025-26 के दौरान During 2025-26	31.03.26 तक Upto 31.03.26		2025-26 के दौरान During 2025-26	31.03.26 तक Upto 31.03.26

यूरोपियन निवेश बैंक
मुद्रा : यूरो हजारों में
European Investment Bank
Currency : Thousands Euros

2018-2019 For Financial Year										
1	EIBGLN0004 88419-Bangalore Metro Rail Project - Line R6 - B (Sep 28 2018)	200000	0	150000	50000	0	0	150000	6035	10427
Plan Year Total		**200000**	**0**	**150000**	**50000**	**0**	**0**	**150000**	**6035**	**10427**
2020-2021 For Financial Year										
2	EIBGLN0007 91823-Kanpur Metro Project Tranche 1 (Aug 31 2020)	200000	0	200000	0	0	0	200000	6757	25190
3	EIBGLN0008 93176-Kanpur Metro Project B (Dec 29 2020)	150000	150000	150000	0	0	0	150000	221	221
Plan Year Total		**350000**	**150000**	**350000**	**0**	**0**	**0**	**350000**	**6979**	**25411**
2021-2022 For Financial Year										
4	92954-EIB 92954- Agra Metro Rail Project A (Dec 22 2021)	250000	125000	250000	0	0	0	250000	4549	7729
5	93665-EIB 93665-EIB Pune Metro Rail Project -B (May 7 2021)	150000	0	150000	0	0	0	150000	5080	8130
Plan Year Total		**400000**	**125000**	**400000**	**0**	**0**	**0**	**400000**	**9630**	**15859**
2022-2023 For Financial Year										
6	91824-EIB 91824-Bhopal Metro Rail Project - B (Dec 8 2022)	150000	0	0	150000	0	0	0	0	0
7	95761-EIB 95761-EIB Pune Metro Rail Project -C (Dec 8 2022)	150000	150000	150000	0	0	0	150000	2112	2112
Plan Year Total		**300000**	**150000**	**150000**	**150000**	**0**	**0**	**150000**	**2112**	**2112**
2023-2024 For Financial Year										
8	97312-EIB 97312-EIB/ Agra Metro Rail Project B (Dec 15 2023)	200000	0	0	200000	0	0	0	0	0
9	97331-EIB 97331 -EIB-Kanpur Metro Project C (Dec 15 2023)	300000	0	0	300000	0	0	0	0	0
Plan Year Total		**500000**	**0**	**0**	**500000**	**0**	**0**	**0**	**0**	**0**
2024-2025 For Financial Year										
10	95755-EIB Bangalore Suburban Railway Project (Jun 14 2024)	300000	0	0	300000	0	0	0	0	0
11	95763-EIB Nagpur Metro Rail Project-Phase II (Nov 20 2024)	240000	0	0	240000	0	0	0	0	0
12	98877-EIB Pune Metro Rail Project -D (Dec 19 2024)	100000	0	0	100000	0	0	0	0	0
Plan Year Total		**640000**	**0**	**0**	**640000**	**0**	**0**	**0**	**0**	**0**
2025-2026 For Financial Year										
13	50048-EIB Pune Metro Rail Project -E (Aug 6 2025)	49500	0	0	49500	0	0	0	0	0
14	96585-EIB 96585- Uttarakhand Water & Sanitation (Jul 2 2025)	191000	0	0	191000	0	0	0	0	0
15	97939-EIB Pune Metro North And South Extension (Dec 16 2025)	235000	0	0	235000	0	0	0	0	0
Plan Year Total		**475500**	**0**	**0**	**475500**	**0**	**0**	**0**	**0**	**0**
Grand Total		**2865500**	**425000**	**1050000**	**1815500**	**0**	**0**	**1050000**	**24755**	**53808**

क्रम सं Sl.No	ऋण ब्यौरा/आयोजना वार Loan Details/Planwise	रद हुए करारों को छोड़कर हस्ताक्षरित करार का मूल्य Value of Agreement signed less Cancellation	उपयोग Utilisation		31.03.26 की स्थिति के अनुसार अनाहरित शेष Undrawn Balance as on 31.03.26	मूलधन की पुन: अदायगी Principal Repaid		31.03.26 की स्थिति के अनुसार बकाया समापन ऋण Closing Debt Outstanding as on 31.03.26	ब्याज और भुगतान किए गए अन्य प्रभारों की अदायगी Payment of Interest & Other Charges paid	
			2025-26 के दौरान During 2025-26	31.03.26 तक Upto 31.03.26		2025-26 के दौरान During 2025-26	31.03.26 तक Upto 31.03.26		2025-26 के दौरान During 2025-26	31.03.26 तक Upto 31.03.26

फ्रांस

मुद्रा : यूरो हजारों में

France

Currency : Thousands Euros

2017-2018 For Financial Year										
1	CIN106801W Deothal Chanju and Chanju III Hydro Power Project HP (Jul 4 2017)	80000	0	9016	70984	0	0	9016	325	959
2	CIN107801X Puducherry Water Supply Project (Jun 30 2017)	65000	0	6214	58786	0	0	6214	229	1556
Plan Year Total		**145000**	**0**	**15229**	**129771**	**0**	**0**	**15229**	**555**	**2515**
2019-2020 For Financial Year										
3	CIN1101H Assam Project on Forest & Biodiversity Conservation (Aug 19 2019)	36695	12530	36695	0	2059	2864	33831	1657	3290
Plan Year Total		**36695**	**12530**	**36695**	**0**	**2059**	**2864**	**33831**	**1657**	**3290**
2020-2021 For Financial Year										
4	CIN112501P Surat Metro (Jan 28 2021)	250000	166310	250000	0	8333	8333	241667	7122	10585
Plan Year Total		**250000**	**166310**	**250000**	**0**	**8333**	**8333**	**241667**	**7122**	**10585**
2022-2023 For Financial Year										
5	CIN109001R Water Supply for Pan City (Chandigarh) (Sep 14 2022)	48000	0	100	47900	0	0	100	4	8
6	CIN1113 Himachal Water Supply and sanitation Project (Mar 3 2023)	40000	7682	12105	27895	0	0	12105	261	398
7	CIN1122 Resilient Kerala Programme (CFA) (Nov 3 2022)	100000	16744	61800	38200	0	0	61800	1798	4085
8	CIN1147 Rajasthan Forestry and Biodiversity Development Project (Mar 3 2023)	140000	14950	50850	89150	0	0	50850	1317	2398
9	CIN1159 Ahmedabad Metro Phase-II (AFD) (Sep 23 2022)	100000	0	81267	18733	0	0	81267	2031	4833
Plan Year Total		**428000**	**39376**	**206123**	**221877**	**0**	**0**	**206123**	**5411**	**11723**
2023-2024 For Financial Year										
10	CIN113301N City Investments to Innovate, Integrate and Sustain (CITIIS)2.0 (Dec 6 2023)	100000	0	17000	83000	0	0	17000	672	1148
11	CIN1157 Fishery Sector Strengthening Programme (Mar 1 2024)	46108	118	445	45664	0	0	445	15	17
Plan Year Total		**146108**	**118**	**17445**	**128664**	**0**	**0**	**17445**	**687**	**1165**
2024-2025 For Financial Year										
12	CIN114901W Disaster Risk Reduction and Preparedness Program in Himachal Pradesh (Dec 4 2024)	81900	108	108	81792	0	0	108	2	2
13	CIN1159-2 Ahmedabad Metro Phase-II (Dec 9 2024)	111000	26891	37454	73546	0	0	37454	656	656
Plan Year Total		**192900**	**26999**	**37563**	**155337**	**0**	**0**	**37563**	**657**	**657**

क्रम सं Sl.No	ऋण ब्यौरा/आयोजना वार Loan Details/Planwise	रद हुए करारों को छोड़कर हस्ताक्षरित करार का मूल्य Value of Agreement signed less Cancellation	उपयोग Utilisation		31.03.26 की स्थिति के अनुसार अनाहरित शेष Undrawn Balance as on 31.03.26	मूलधन की पुन: अदायगी Principal Repaid		31.03.26 की स्थिति के अनुसार बकाया समापन ऋण Closing Debt Outstanding as on 31.03.26	ब्याज और भुगतान किए गए अन्य प्रभारों की अदायगी Payment of Interest & Other Charges paid	
			2025-26 के दौरान During 2025-26	31.03.26 तक Upto 31.03.26		2025-26 के दौरान During 2025-26	31.03.26 तक Upto 31.03.26		2025-26 के दौरान During 2025-26	31.03.26 तक Upto 31.03.26
2025-2026 For Financial Year										
14	CIN119101T Credit Facility agreement(Bengal Wild Life and Biodiversity Conservation) (Feb 18 2026)	82000	0	0	82000	0	0	0	0	0
Plan Year Total		**82000**	**0**	**0**	**82000**	**0**	**0**	**0**	**0**	**0**
Grand Total		**1280703**	**245333**	**563055**	**717649**	**10392**	**11197**	**551857**	**16088**	**29936**

जर्मनी

मुद्रा : यूरो हजारों में
Germany
Currency : Thousands Euros

2012-2017 Twelfth Five Year Plan										
1	11201027E Climate Friendly Urban Mobility-Integrated Water Transport Kochi (Jun 17 2016)	58533	4091	21078	37455	8995	13556	7522	255	1259
2	12254980E Himachal Pradesh Forest Ecosystem Climate Proofing Project (Dec 29 2015)	5500	0	5500	0	0	5500	0	0	145
3	13412920E GEC-Intrastate Transmission syhstem in Gujarat (Jun 30 2016)	0	0	0	0	0	0	0	0	86
4	14459725E Green Energy Corridors - Intra State Transmission System in HP (Oct 5 2015)	8558	936	8558	0	0	0	8558	145	458
5	16682822E Green Energy Corridors - Intra State Transmission System in HP (Oct 5 2015)	0	0	0	0	0	0	0	2	15
6	16697445E Himachal Pradesh Forest Ecosystem Climate Proofing Project (Dec 29 2015)	19000	5630	14678	4322	2892	4541	10136	160	1090
Plan Year Total		**91591**	**10657**	**49814**	**41777**	**11887**	**23598**	**26217**	**562**	**3052**
2017-2018 For Financial Year										
7	12395568E Climate change Adaption in the Himalaya, Component I Manipur (Dec 1 2017)	15000	797	5440	9560	1428	4284	1156	40	295
8	13505647E Madhya Pradesh Urban Sanitation and Environment Programme (MPUSEP) (Dec 1 2017)	50000	594	26489	23511	4762	14285	12204	434	1832
9	17908006E Sustainbale Urban Infrastructure Development Odisha, Phas II (Dec 1 2017)	55000	0	32786	22214	5238	18333	14453	302	2267
Plan Year Total		**120000**	**1391**	**64716**	**55284**	**11428**	**36902**	**27814**	**775**	**4395**
2018-2019 For Financial Year										
10	10193868E Environment Friendly Urban Development Programme in Ganga Basin (Dec 20 2018)	120000	11287	17910	102090	5873	10672	7238	265	1739
Plan Year Total		**120000**	**11287**	**17910**	**102090**	**5873**	**10672**	**7238**	**265**	**1739**

क्रम सं Sl.No	ऋण ब्यौरा/आयोजना वार Loan Details/Planwise	रद्द हुए करारों को छोड़कर हस्ताक्षरित करार का मूल्य Value of Agreement signed less Cancellation	उपयोग Utilisation		31.03.26 की स्थिति के अनुसार अनाहरित शेष Undrawn Balance as on 31.03.26	मूलधन की पुन: अदायगी Principal Repaid		31.03.26 की स्थिति के अनुसार बकाया समापन ऋण Closing Debt Outstanding as on 31.03.26	ब्याज और भुगतान किए गए अन्य प्रभारों की अदायगी Payment of Interest & Other Charges paid	
			2025-26 के दौरान During 2025-26	31.03.26 तक Upto 31.03.26		2025-26 के दौरान During 2025-26	31.03.26 तक Upto 31.03.26		2025-26 के दौरान During 2025-26	31.03.26 तक Upto 31.03.26
2019-2020 For Financial Year										
11	11427020E Climate- Resilient Reconstruction after Flooding in Kerala, Phas II (Oct 30 2019)	80000	7682	44175	35825	7618	11427	32748	214	994
12	12529315E Climate-Resilient Reconstruction after Flooding in Kerala, Phase-I. (Oct 30 2019)	90000	8662	49814	40186	8570	12855	36959	241	1118
13	16897609E Climate-friendly Modernisation of Bus Services in Major Cities of Tamil Nad (Aug 26 2019)	47000	82	8835	38165	0	359	8476	78	495
14	18008033E Climate-friendly Modernisation of Bus Services in Major Cities of TN-IV (Aug 26 2019)	153000	268	28760	124240	0	1169	27591	254	1611
15	18027239E Sustainable Urban Infrastructure development-chennai storm water management (Dec 6 2019)	122500	24858	74918	47582	11666	17499	57419	347	1498
16	18029739E Andhra Pradesh Climate Resilient Zero budget Natural Farming Project (Dec 19 2019)	90000	0	34760	55240	8570	8570	26190	267	1139
Plan Year Total		**582500**	**41552**	**241261**	**341239**	**36424**	**51879**	**189383**	**1401**	**6855**
2020-2021 For Financial Year										
17	12537539E Sustainable Urban Infrastructure Development-chennai storm water management (Oct 13 2020)	27500	0	0	27500	0	0	0	55	286
18	12630484E Integrated and Green Urban Mobility for the Mumbai Metropolitan Region (Nov 2 2020)	22000	0	0	22000	0	0	0	44	189
19	13740669E Integrated and Green Urban Mobility for Mumbai Metropolitan Region (Nov 2 2020)	200000	0	0	200000	0	0	0	500	2893
20	13741030E Integrated and Green Urban Mobility for the Mumbai Metropolitan Region (Nov 2 2020)	58000	0	0	58000	0	0	0	116	928
21	13741038E Integrated and Green Urban Mobility for the Mumbai Metropolitan Region (Nov 2 2020)	197000	0	0	197000	0	0	0	394	1689
22	15853595E Climate change adaptation in the Himalaya -component II Tripura (Jun 19 2020)	23000	2370	4277	18723	1095	1095	3182	64	248
23	15890865E Integrated and Green Urban Mobility for the Mumbai Metropolitan Region (Nov 2 2020)	68000	0	0	68000	0	0	0	136	583
24	19826865E Renewable Energy Power Plant (WB) (Dec 22 2020)	73012	521	73012	0	6000	15000	58012	8	564
Plan Year Total		**668512**	**2890**	**77289**	**591223**	**7095**	**16095**	**61194**	**1317**	**7379**
2021-2022 For Financial Year										
25	11689544E Surat Metro Project (Dec 17 2021)	202260	42101	115168	87092	0	0	115168	1187	3535
26	12787047E Energy Reform Programme Madhya Pradesh (MPPMCL) (Dec 23 2021)	140000	9308	25121	114879	0	0	25121	321	934

क्रम सं Sl.No	ऋण ब्यौरा/आयोजना वार Loan Details/Planwise	रद हुए करारों को छोड़कर हस्ताक्षरित करार का मूल्य Value of Agreement signed less Cancellation	उपयोग Utilisation		31.03.26 की स्थिति के अनुसार अनाहरित शेष Undrawn Balance as on 31.03.26	मूलधन की पुन: अदायगी Principal Repaid		31.03.26 की स्थिति के अनुसार बकाया समापन ऋण Closing Debt Outstanding as on 31.03.26	ब्याज और भुगतान किए गए अन्य प्रभारों की अदायगी Payment of Interest & Other Charges paid	
			2025-26 के दौरान During 2025-26	31.03.26 तक Upto 31.03.26		2025-26 के दौरान During 2025-26	31.03.26 तक Upto 31.03.26		2025-26 के दौरान During 2025-26	31.03.26 तक Upto 31.03.26
27	13898656E Surat Metro Project (Dec 17 2021)	200000	22643	58725	141275	0	0	58725	552	2019
28	13898665E Surat Metro Project (Dec 17 2021)	40000	4596	11984	28016	0	0	11984	111	405
Plan Year Total		**582260**	**78647**	**210998**	**371262**	**0**	**0**	**210998**	**2172**	**6893**
2022-2023 For Financial Year										
29	10547779E Protection of Vulnerable Catchment Areas in Meghalaya - Climate change adaptation in Himalaya. (Nov 24 2022)	32000	899	1111	30889	0	0	1111	71	152
30	10547804 Green Energy Corridor II Projects of Kerala State (Nov 24 2022)	60000	4424	17574	42426	0	0	17574	501	908
31	10547805E Sustainable Municipal Infrastructure Financing-Tamil Nadu III (Nov 24 2022)	160000	30545	46004	113996	0	0	46004	722	837
32	10548011E Green Energy Corridors III(GEC III)- Intra State Transmission System Tamil Nadu (Nov 24 2022)	58000	6070	6070	51930	0	0	6070	124	411
33	10549191E Green Energy Corridors IV- Intra-State Power Transmission Grid Uttar Pradesh (Dec 9 2022)	250000	66914	123974	126026	0	0	123974	2070	2768
34	11734331E Green Energy Corridor III (GEC III) and Energy Efficiency in the Indian Electricity Grid (Nov 24 2022)	42110	2292	2292	39818	0	0	2292	85	188
35	11737164E Energy Efficiency Programme I and II- Lift irrigation Project of Maharashtra (Dec 19 2022)	120000	376	376	119624	0	0	376	245	522
36	11737329E Rishikesh Integrated Urban Infrastructure Development (Rishikesh IUID) (Dec 19 2022)	70000	0	0	70000	0	0	0	141	198
37	12826291E Himalaya Hydro Power Project (Oct 10 2022)	80000	0	0	80000	0	0	0	161	576
38	13943939E Sustainable Municipal Infrastructure Financing-Tamil Nadu III (Nov 24 2022)	140000	4571	6484	133516	0	0	6484	218	286
39	14973930E Energy Efficiency Programme I and II- Lift irrigation Project of Maharashtra (Dec 19 2022)	10000	0	0	10000	0	0	0	20	43
40	14974065E Green Energy Corridors III (GEC III)- Intra State Transmission system Rajasthan (Dec 19 2022)	49890	7099	7099	42791	0	0	7099	112	352
41	16079154E Ahmedabad Metro Phase II (Sep 23 2022)	100000	12771	56340	43660	0	0	56340	1407	2447
42	17193173E Sustainable Municipal Infrastructure Financing-Tamil Nadu III (Nov 24 2022)	200000	4571	6484	193516	0	0	6484	278	375
43	17195447E Environmentally Friendly Urban Development Programme in Ganga Basin States Phase II (UR) (Dec 19 2022)	30000	0	1383	28617	0	0	1383	99	303
Plan Year Total		**1402000**	**140531**	**275192**	**1126808**	**0**	**0**	**275192**	**6254**	**10368**

क्रम सं Sl.No	ऋण ब्यौरा/आयोजना वार Loan Details/Planwise	रद हुए करारों को छोड़कर हस्ताक्षरित करार का मूल्य Value of Agreement signed less Cancellation	उपयोग Utilisation		31.03.26 की स्थिति के अनुसार अनाहरित शेष Undrawn Balance as on 31.03.26	मूलधन की पुन: अदायगी Principal Repaid		31.03.26 की स्थिति के अनुसार बकाया समापन ऋण Closing Debt Outstanding as on 31.03.26	ब्याज और भुगतान किए गए अन्य प्रभारों की अदायगी Payment of Interest & Other Charges paid	
			2025-26 के दौरान During 2025-26	31.03.26 तक Upto 31.03.26		2025-26 के दौरान During 2025-26	31.03.26 तक Upto 31.03.26		2025-26 के दौरान During 2025-26	31.03.26 तक Upto 31.03.26
2023-2024 For Financial Year										
44	10586869E City Investments to Innovate, Integrate and Sustain (CITIIS)2.0 (Dec 8 2023)	100000	0	17000	83000	0	0	17000	660	909
45	10593371E Mahagenco 245 MW solar projects, Maharashtra (Dec 19 2023)	130000	0	0	130000	0	0	0	260	625
46	11773968 Rishikesh Integrated Urban Infrastructure Development (Rishikesh IUID) Phase-II (Dec 8 2023)	100000	0	0	100000	0	0	0	88	88
47	11778295E Bengaluru suburban Rail Project (Dec 15 2023)	170000	2725	2725	167275	0	0	2725	351	408
48	11778430E Mumbai Metropolitan Urban Infrastructure Improvement Programme (Dec 18 2023)	100000	0	0	100000	0	0	0	450	482
49	12873862E Bengaluru suburban Rail Project (Dec 15 2023)	200000	3205	3205	196795	0	0	3205	413	480
50	13987801E Bengaluru suburban Rail Project (Dec 15 2023)	130000	2503	2503	127497	0	0	2503	338	879
Plan Year Total		**930000**	**8433**	**25433**	**904567**	**0**	**0**	**25433**	**2560**	**3871**
2024-2025 For Financial Year										
51	14067891E Banglore Metro Phase 2 (Dec 13 2024)	340000	283875	283875	56125	0	0	283875	4088	4938
Plan Year Total		**340000**	**283875**	**283875**	**56125**	**0**	**0**	**283875**	**4088**	**4938**
2025-2026 For Financial Year										
52	14134265E Sustainable Municipal Infrastructure Financing- Tamil Nadu Phase III, Part-2 (Dec 9 2025)	30000	0	0	30000	0	0	0	250	250
53	14137860E Green Urban Mobility Partnership III-PM-eBus Sewa Scheme (Dec 18 2025)	200000	0	0	200000	0	0	0	500	500
54	16248355E Climate-friendly Energy Generation IV (Dec 15 2025)	48500	0	0	48500	0	0	0	121	121
55	17695392E Sustainable Municipal Infrastructure Financing- Tamil Nadu Phase III, Part-2 (Dec 9 2025)	70000	0	0	70000	0	0	0	0	0
Plan Year Total		**348500**	**0**	**0**	**348500**	**0**	**0**	**0**	**871**	**871**
Grand Total		**5185364**	**579264**	**1246489**	**3938875**	**72707**	**139146**	**1107343**	**20265**	**50361**

अंतरराष्ट्रीय पुनर्निर्माण और विकास बैंक

मुद्रा : अमरीकी डालर हजारों में

International Bank for Reconstruction and Development

Currency : Thousands U S Dollars

2002-2007 Tenth Five Year Plan										
1	4843-IN Punjab State Road Sector Project (Feb 26 2007)	248111	-1950	246160	1950	22548	224237	21924	2171	45888
Plan Year Total		**248111**	**-1950**	**246160**	**1950**	**22548**	**224237**	**21924**	**2171**	**45888**

क्रम सं Sl.No	ऋण ब्यौरा/आयोजना वार Loan Details/Planwise	रद हुए करारों को छोड़कर हस्ताक्षरित करार का मूल्य Value of Agreement signed less Cancellation	उपयोग Utilisation		31.03.26 की स्थिति के अनुसार अनाहरित शेष Undrawn Balance as on 31.03.26	मूलधन की पुन: अदायगी Principal Repaid		31.03.26 की स्थिति के अनुसार बकाया समापन ऋण Closing Debt Outstanding as on 31.03.26	ब्याज और भुगतान किए गए अन्य प्रभारों की अदायगी Payment of Interest & Other Charges paid	
			2025-26 के दौरान During 2025-26	31.03.26 तक Upto 31.03.26		2025-26 के दौरान During 2025-26	31.03.26 तक Upto 31.03.26		2025-26 के दौरान During 2025-26	31.03.26 तक Upto 31.03.26
2017-2018 For Financial Year										
2	8746-IN Madhya Pradesh Urban Development Project (Jun 12 2017)	105000	12113	88395	16605	519	1001	87394	4704	17850
3	8752-IN Capacity Augmentation of the National Waterway-1 (Jal Marg Vikas) Project (Feb 2 2018)	294480	26641	214012	80468	20099	37772	176240	9792	43589
4	8780-IN Assam Agribusiness and Rural Transformation Project (Oct 30 2017)	200000	27519	194893	5107	18623	26891	168003	8872	31463
5	8795-IN Tamil Nadu Rural Transformation Project (Jan 30 2018)	79545	4004	79545	0	1883	5232	74313	4240	16017
6	8797-IN Tamil Nadu Irrigated Agriculture Modernization Project (Dec 26 2017)	318000	40003	299346	18654	134	134	299212	15655	54748
7	8805-IN Uttarakhand Water Supply Program for Peri-Urban Areas (Jan 22 2018)	106000	749	106000	0	9373	21369	84631	4895	16444
Plan Year Total		**1103025**	**111030**	**982191**	**120833**	**50631**	**92399**	**889793**	**48158**	**180111**
2018-2019 For Financial Year										
8	8751-IN Innovate in India for Inclusiveness Project (Apr 24 2018)	90400	2802	66670	23730	5630	13223	53447	3075	13278
9	8855-IN Strenghening Public Financial Management in Rajasthan (May 29 2018)	21700	1581	21700	0	2620	5116	16584	960	3974
10	8908-IN Jharkhan Power System Improvement Project (Nov 20 2018)	251050	41844	184152	66898	7527	17347	166805	7954	30230
11	8910-IN AP Integrated Irrigation and Agriculture Transformation Project (Nov 5 2018)	62640	0	28430	34210	1581	2371	26059	1567	9890
Plan Year Total		**425790**	**46227**	**300953**	**124837**	**17358**	**38057**	**262895**	**13556**	**57373**
2019-2020 For Financial Year										
12	8874-IN Atal BHujal Yojana (ABHY)- National Groundwater Mgnt Improvement Proj. (Feb 17 2020)	368280	22655	349742	18538	28468	54543	295199	17003	51860
13	8911-IN Jharkhand Municipal Development Project (Jun 24 2019)	77000	2548	39134	37866	0	0	39134	2242	7754
14	8928-IN Uttarakhand Public Financial Management Strengthening Project (Jun 25 2019)	27420	1765	27420	0	4455	8383	19037	1138	3870
15	9011-IN Odisha Integrated Project for Climate Resilient Agriculture (Oct 24 2019)	135320	11383	70470	64850	4611	4611	65860	3577	10146
16	9026-IN Assam Inland Water Transport Project (Jan 16 2020)	74350	9023	63870	10480	5976	5976	57893	3030	8038
17	9031-IN State of Maharashtra's Agribusiness and Rural Transformation Project (Jan 24 2020)	185000	27985	81915	103085	0	0	81915	3522	9499
18	9041-IN Source Sustainability and Climate Resilient Rain-fed Agriculture in HP (Mar 11 2020)	80000	9038	59550	20450	5638	5638	53912	2837	8214
Plan Year Total		**947370**	**84397**	**692102**	**255268**	**49148**	**79152**	**612950**	**33349**	**99381**

क्रम सं Sl.No	ऋण ब्यौरा/आयोजना वार Loan Details/Planwise	रद हुए करारों को छोड़कर हस्ताक्षरित करार का मूल्य Value of Agreement signed less Cancellation	उपयोग Utilisation		31.03.26 की स्थिति के अनुसार अनाहरित शेष Undrawn Balance as on 31.03.26	मूलधन की पुन: अदायगी Principal Repaid		31.03.26 की स्थिति के अनुसार बकाया समापन ऋण Closing Debt Outstanding as on 31.03.26	ब्याज और भुगतान किए गए अन्य प्रभारों की अदायगी Payment of Interest & Other Charges paid	
			2025-26 के दौरान During 2025-26	31.03.26 तक Upto 31.03.26		2025-26 के दौरान During 2025-26	31.03.26 तक Upto 31.03.26		2025-26 के दौरान During 2025-26	31.03.26 तक Upto 31.03.26
2020-2021 For Financial Year										
19	9025-IN West Bengal Major Irrigation and Flood Management Project (May 15 2020)	145000	14877	143234	1766	0	0	143234	7435	21633
20	9062-IN Green National Highways Corridor Project (Dec 22 2020)	300000	76843	260909	39091	18532	18532	242376	12562	33733
21	9066-IN Himachal Pradesh State Roads Transformation Project (Sep 7 2020)	82000	16742	55576	26424	4537	4537	51039	2465	6800
22	9094-IN Tamil Nadu Housing and Habitat Development Project (Jun 29 2020)	41940	20261	37981	3959	1592	2386	35595	1297	3858
23	9101-IN Strengthening Teaching-Learning And Results for States (Jan 28 2021)	500000	75670	396192	103808	0	0	396192	19523	55490
24	9136-IN Second National Ganga River Basin Project (Jul 7 2020)	381000	43157	218094	162906	6959	6959	211135	10484	29897
25	9169-IN Meghalaya Integrated Transport Project (Nov 19 2020)	120000	14738	99549	20451	0	0	99549	5043	13194
26	9176-IN West Benga Inland Water Transport, Logistics and Spatial Development Proj. (Jan 5 2021)	105000	11930	38996	66004	0	0	38996	1896	5371
27	9185-IN Nagaland: Enhancing Classroom Teaching and Resources (Feb 22 2021)	56500	8497	29166	27334	0	0	29166	1298	3437
28	9190-IN Chhattisgarh Inclusive Rural and Accelerated Agriculture Growth Project (Feb 12 2021)	85000	157	1390	83610	0	0	1390	112	1374
Plan Year Total		**1816440**	**282873**	**1281087**	**535353**	**31620**	**32415**	**1248672**	**62116**	**174787**
2021-2022 For Financial Year										
29	9181-IN Second Dam Rehabilitation and Improvement Project (Aug 4 2021)	211490	14172	106525	104965	0	0	106525	5597	16002
30	9208-IN Kerala Solid Waste Management Project (Jan 12 2022)	72560	5467	13128	59432	0	0	13128	726	2348
31	9219-IN Gujarat Outcomes for Accelerated Learning (GOAL) Program (May 19 2021)	500000	60750	351500	148500	0	0	351500	15945	43390
32	9226-IN Punjab Municipal Services Improvement Project (Aug 10 2021)	105000	19065	38118	66882	2991	4243	33875	1461	3534
33	9227-IN Mizoram Health Systems Strengthening Project (Jun 17 2021)	27000	9390	24566	2434	0	0	24566	1029	2500
34	9247-IN Chennai City Partnership: Sustainable Urban Services Program (Dec 6 2021)	150000	52582	97677	52323	0	0	97677	3391	6959
35	9248-IN The Resilient Kerala Program (Jul 16 2021)	125000	25822	69935	55065	0	0	69935	2748	7352
36	9259-IN Supporting Andhra's Learning Transformation Operation (Nov 18 2021)	250000	75606	194176	55824	0	0	194176	9392	22221
37	9291-IN Meghalaya Health Systems Strengthening Project (Oct 28 2021)	40000	10405	28595	11405	0	0	28595	1091	2362

क्रम सं Sl.No	ऋण ब्यौरा/आयोजना वार Loan Details/Planwise	रद हुए करारों को छोड़कर हस्ताक्षरित करार का मूल्य Value of Agreement signed less Cancellation	उपयोग Utilisation		31.03.26 की स्थिति के अनुसार अनाहरित शेष Undrawn Balance as on 31.03.26	मूलधन की पुन: अदायगी Principal Repaid		31.03.26 की स्थिति के अनुसार बकाया समापन ऋण Closing Debt Outstanding as on 31.03.26	ब्याज और भुगतान किए गए अन्य प्रभारों की अदायगी Payment of Interest & Other Charges paid	
			2025-26 के दौरान During 2025-26	31.03.26 तक Upto 31.03.26		2025-26 के दौरान During 2025-26	31.03.26 तक Upto 31.03.26		2025-26 के दौरान During 2025-26	31.03.26 तक Upto 31.03.26
38	9295-IN Shimla-Himachal Pradesh Water Supply and Sewerage Services Improvement Prog (Dec 9 2021)	160000	37406	87875	72125	0	0	87875	3511	8184
39	9301-IN West Bengal Electricity Distribution Grid Modernisation Project (Jan 13 2022)	118000	15640	87150	30850	0	0	87150	4257	11286
40	9314-IN Rejuvenating Watersheds for Agricultural Resilience through Innovative Deve (Feb 18 2022)	115000	12068	71250	43750	0	0	71250	3172	7164
41	9329-IN WB Building State Capability for Inclusive Social Protection Operation (Mar 9 2022)	125000	69	35382	89618	0	0	35382	2106	5136
Plan Year Total		**1999050**	**338443**	**1205876**	**793174**	**2991**	**4243**	**1201633**	**54426**	**138437**
2022-2023 For Financial Year										
42	9241-IN Raising and Accelerating MSME Performance Program (May 27 2022)	500000	0	258488	241512	0	0	258488	14793	29549
43	9365-IN Public Service Capability Enhancement Project (Jul 22 2022)	43000	5297	9551	33449	0	0	9551	336	797
44	9407-IN Transforming India's Public Health Systems for Pandemic Preparedness Program (Mar 3 2023)	500000	116794	216606	283394	0	0	216606	9004	15811
45	9409-IN Rights : Inclusion, Accessibility and Opportunities for Persons with Disabilities in Tamil Nadu Pj (Sep 26 2022)	162000	21008	49229	112771	0	0	49229	2406	4086
46	9418-IN India's Enhanced Health Service Delivery Program (Mar 3 2023)	432220	219724	339806	92414	0	0	339806	8518	15280
47	9422-IN Additional Financing for Gujarat Outcomes for Accelerated Learning (GOAL) (Jul 26 2022)	250000	54000	124200	125800	0	0	124200	3967	8149
48	9438-IN Punjab: Building Fiscal and Institutional Resilience (Jan 12 2023)	150000	1500	17375	132625	1250	2284	15091	1124	2824
49	9440-IN Systems Reform Endeavours for Transformed Health Achievement in Gujarat Pg. (Oct 6 2022)	350000	56114	148396	201604	0	0	148396	6887	13560
Plan Year Total		**2387220**	**474437**	**1163652**	**1223568**	**1250**	**2284**	**1161368**	**47036**	**90056**
2023-2024 For Financial Year										
50	9449-IN Gujarat Resilient Cities Partnership: Ahmedabad City Resilience Project (Mar 8 2024)	280000	17734	24343	255657	0	0	24343	1283	2500
51	9484-IN Odisha State Capability and Resilient Growth Program (Jul 14 2023)	100000	6000	18250	81750	0	0	18250	998	1970
52	9487-IN Assam Integrated River Basin Management Project-Phase 1 (Jun 11 2023)	108000	15546	44555	63445	0	0	44555	1871	3492
53	9496-IN Karnataka Sustainable Rural Water Supply Program (Jun 7 2023)	363000	85035	182452	180548	15394	15394	167057	8348	14240

क्रम सं Sl.No	ऋण ब्यौरा/आयोजना वार Loan Details/Planwise	रद हुए करारों को छोड़कर हस्ताक्षरित करार का मूल्य Value of Agreement signed less Cancellation	उपयोग Utilisation		31.03.26 की स्थिति के अनुसार अनाहरित शेष Undrawn Balance as on 31.03.26	मूलधन की पुन: अदायगी Principal Repaid		31.03.26 की स्थिति के अनुसार बकाया समापन ऋण Closing Debt Outstanding as on 31.03.26	ब्याज और भुगतान किए गए अन्य प्रभारों की अदायगी Payment of Interest & Other Charges paid	
			2025-26 के दौरान During 2025-26	31.03.26 तक Upto 31.03.26		2025-26 के दौरान During 2025-26	31.03.26 तक Upto 31.03.26		2025-26 के दौरान During 2025-26	31.03.26 तक Upto 31.03.26
54	9543-IN West Bengal Accelerated Development of Minor Irrigation Project-Phase II (Sep 18 2023)	148000	10095	21943	126057	0	0	21943	1054	1995
55	9553-IN Additional Financing for Resilient Kerala Program (Aug 2 2023)	150000	13500	15375	134625	0	0	15375	471	1413
56	9561-IN Chhattisgarh: Accelerated Learning for A Knowledge-Economy Operation (Sep 22 2023)	300000	0	750	299250	0	0	750	391	1907
57	9566-IN Himachal Pradesh Power Sector Development Program (Nov 6 2023)	200000	26000	54527	145473	0	0	54527	1954	3942
58	9568-IN Tripura Rural Economic Growth and Service Delivery Project (Mar 1 2024)	140000	18358	24460	115540	0	0	24460	719	1302
59	9570-IN Assam State Secondary Healthcare Initiative for Service Delivery Transformation (ASSIST) Project (Sep 19 2023)	251030	14225	23101	227929	0	0	23101	1204	2636
60	9629-IN Sikkim: Integrated Service Provision and Innovation for Reviving Economies Operation (Feb 6 2024)	100000	6432	18007	81993	0	0	18007	894	1939
Plan Year Total		**2140030**	**212926**	**427764**	**1712266**	**15394**	**15394**	**412370**	**19188**	**37336**
2024-2025 For Financial Year										
61	9419-IN Fisheries Sector Prosperity Project (Jul 17 2024)	150000	420	1882	148118	0	0	1882	463	939
62	9632-IN Assam Resilient Rural Bridges Operation (Sep 18 2024)	452000	17439	18569	433431	0	0	18569	0	1423
63	9650-IN Uttarakhand Climate Responsive Rainfed Farming Project (Aug 14 2024)	96200	1906	2792	93408	0	0	2792	316	659
64	9654-IN Uttarakhand Disaster Preparedness and Resilience Project (Dec 16 2024)	135000	5875	6995	128005	0	0	6995	162	500
65	9656-IN West Bengal Boosting Logistics Efficiency and Trade Facilitation Program (Mar 11 2025)	150000	375	375	149625	0	0	375	387	387
66	9663-IN Development of Applied Knowledge and Skills for Human Development in Maharashtra-(DAKSH) Maharashtra (Dec 27 2024)	195000	24750	25238	169762	0	0	25238	414	902
67	9705-IN Second Low-Carbon Energy Programmatic Development Policy Financing (Jul 15 2024)	1468500	0	1468500	0	79299	79299	1389201	78549	114028
68	9727-IN Kerala Climate Resilient Agri-Value Chain Modernization (KERA) Project (Dec 16 2024)	200000	382	16929	183071	0	0	16929	573	1073
69	9736-IN Enhancing Landscape and Ecosystem Management (ELEMENT) Project (Jan 29 2025)	225515	871	1435	224080	0	0	1435	37	601
70	9737-IN Maharashtra Strengthening Institutional Capabilities in Districts for Enabling Growth Operation (Feb 12 2025)	188280	8884	9355	178925	0	0	9355	202	673

क्रम सं Sl.No	ऋण ब्यौरा/आयोजना वार Loan Details/Planwise	रद हुए करारों को छोड़कर हस्ताक्षरित करार का मूल्य Value of Agreement signed less Cancellation	उपयोग Utilisation		31.03.26 की स्थिति के अनुसार अनाहरित शेष Undrawn Balance as on 31.03.26	मूलधन की पुन: अदायगी Principal Repaid		31.03.26 की स्थिति के अनुसार बकाया समापन ऋण Closing Debt Outstanding as on 31.03.26	ब्याज और भुगतान किए गए अन्य प्रभारों की अदायगी Payment of Interest & Other Charges paid	
			2025-26 के दौरान During 2025-26	31.03.26 तक Upto 31.03.26		2025-26 के दौरान During 2025-26	31.03.26 तक Upto 31.03.26		2025-26 के दौरान During 2025-26	31.03.26 तक Upto 31.03.26
71	9759-IN Meghalaya Multisectoral Project for Adolescent Wellbeing, Empowerment and Resilience (MPOWER) (Feb 28 2025)	35000	599	599	34401	0	0	599	96	96
Plan Year Total		**3295495**	**61502**	**1552669**	**1742826**	**79299**	**79299**	**1473370**	**81200**	**121281**
2025-2026 For Financial Year										
72	9571-IN Manipur Infotech eNabled Development Project (May 9 2025)	46000	115	115	45885	0	0	115	168	168
73	9833-IN Tamil Nadu Women Employment and Safety (TN WESAFE) Operation (Aug 7 2025)	150000	16465	16465	133535	0	0	16465	383	383
74	9860-IN Strengthening Coastal Resilience and the Economy Project-Phase 1-Tamil Nadu (Dec 4 2025)	141650	0	0	141650	0	0	0	0	0
75	9867-IN Kerala Health System Improvement Program (Jan 22 2026)	280000	0	0	280000	0	0	0	0	0
76	9888-IN Maharashtra Project on Climate Resilient Agriculture Phase II (PoCRA II) (Jan 16 2026)	490000	0	0	490000	0	0	0	0	0
77	9911-IN Assam Governance and Service Delivery Program (Feb 4 2026)	80000	0	0	80000	0	0	0	0	0
78	9914-IN Assam School Education and Adolescent Wellbeing Project (Feb 18 2026)	250000	0	0	250000	0	0	0	0	0
79	9915-IN West Bengal Health System Reform Program Operation (Mar 5 2026)	286000	0	0	286000	0	0	0	0	0
80	9916-IN Assam Disaster Resilient Hill Roads Development Project (Feb 18 2026)	350000	0	0	350000	0	0	0	0	0
81	9921-IN Supporting Pradhan Mantri Skilling and Employability Transformation through Upgraded ITIs Program (Feb 25 2026)	830000	0	0	830000	0	0	0	0	0
Plan Year Total		**2903650**	**16580**	**16580**	**2887070**	**0**	**0**	**16580**	**551**	**551**
Grand Total		**17266181**	**1626465**	**7869034**	**9397147**	**270241**	**567479**	**7301555**	**361750**	**945201**

मुद्रा : जापानी येन हजारों में

Currency : Thousands Japanese Yen

2023-2024 For Financial Year										
82	9625-IN Tamil Nadu Climate Resilient Urban Development Operation (Mar 5 2024)	45205600	6206427	9593026	35612574	0	0	9593026	152835	326528
Plan Year Total		**45205600**	**6206427**	**9593026**	**35612574**	**0**	**0**	**9593026**	**152835**	**326528**
2024-2025 For Financial Year										
83	9324-IN Karnataka Urban Water Supply Modernization Project (Jul 31 2024)	20058167	487475	537621	19520546	17476	17476	520145	46931	124652
84	9757-IN Uttar Pradesh Agriculture Growth and Rural Enterprise Ecosystem Strengthening Project (Jan 13 2025)	49566700	61363	185280	49381420	0	0	185280	1472	125389

क्रम सं Sl.No	ऋण ब्यौरा/आयोजना वार Loan Details/Planwise	रद हुए करारों को छोड़कर हस्ताक्षरित करार का मूल्य Value of Agreement signed less Cancellation	उपयोग Utilisation		31.03.26 की स्थिति के अनुसार अनाहरित शेष Undrawn Balance as on 31.03.26	मूलधन की पुन: अदायगी Principal Repaid		31.03.26 की स्थिति के अनुसार बकाया समापन ऋण Closing Debt Outstanding as on 31.03.26	ब्याज और भुगतान किए गए अन्य प्रभारों की अदायगी Payment of Interest & Other Charges paid	
			2025-26 के दौरान During 2025-26	31.03.26 तक Upto 31.03.26		2025-26 के दौरान During 2025-26	31.03.26 तक Upto 31.03.26		2025-26 के दौरान During 2025-26	31.03.26 तक Upto 31.03.26
85	9761-IN Amaravati Integrated Urban Development Program (Dec 26 2024)	121972000	13721850	44519780	77452220	0	0	44519780	332079	637009
Plan Year Total		**191596867**	**14270689**	**45242681**	**146354186**	**17476**	**17476**	**45225205**	**380483**	**887051**
2025-2026 For Financial Year										
86	9835-IN Karnataka Water Security and Resilience Program (Aug 6 2025)	60954300	6562621	6562621	54391679	0	0	6562621	169331	169331
87	9861-IN Strengthening Coastal Resilience and the Economy Project-Phase 1-Karnataka (Dec 4 2025)	10235700	0	0	10235700	0	0	0	0	0
88	9883-IN Punjab Outcomes-Acceleration In School Education Operation (Feb 11 2026)	42335200	0	0	42335200	0	0	0	0	0
89	9893-IN Uttar Pradesh Clean Air Management Program (Mar 16 2026)	46188100	0	0	46188100	0	0	0	0	0
90	9897-IN Haryana Clean Air Project for Sustainable Development Operation (Mar 9 2026)	46240600	0	0	46240600	0	0	0	0	0
Plan Year Total		**205953900**	**6562621**	**6562621**	**199391279**	**0**	**0**	**6562621**	**169331**	**169331**
Grand Total		**442756367**	**27039737**	**61398327**	**381358039**	**17476**	**17476**	**61380852**	**702649**	**1382910**

अंतरराष्ट्रीय विकास संघ
मुद्रा : अमरीकी डॉलर हजारों में

International Development Association
Currency : Thousands U S Dollars

2012-2017 Twelth Five Year Plan										
1	5695-IN Jhelum and Tawi Flood Recovery Project (Jan 21 2016)	250000	14520	205780	44220	12500	68750	137030	8183	30142
Plan Year Total		**250000**	**14520**	**205780**	**44220**	**12500**	**68750**	**137030**	**8183**	**30142**
2024-2025 For Financial Year										
2	7609-IN Second Low-Carbon Energy Programmatic Development Policy Financing (Jul 15 2024)	31500	0	31500	0	1701	1701	29799	1685	2429
Plan Year Total		**31500**	**0**	**31500**	**0**	**1701**	**1701**	**29799**	**1685**	**2429**
Grand Total		**281500**	**14520**	**237280**	**44220**	**14201**	**70451**	**166829**	**9868**	**32571**

कृषि विकास के लिए अंतरराष्ट्रीय कोष
मुद्रा : विशेष आहरण अधिकार हजारों में

International Fund for Agricultural Development
Currency : Thousands Special Drawing Right

2012-2017 Twelth Five Year Plan										
1	648-IN Meghalaya Livelihood and Access to Markets Project(Megha-Lamp) (Dec 9 2014)	32400	3269	31856	544	1620	10530	21326	388	1832
Plan Year Total		**32400**	**3269**	**31856**	**544**	**1620**	**10530**	**21326**	**388**	**1832**
Grand Total		**32400**	**3269**	**31856**	**544**	**1620**	**10530**	**21326**	**388**	**1832**

क्रम सं Sl.No	ऋण ब्यौरा/आयोजना वार Loan Details/Planwise	रद हुए करारों को छोड़कर हस्ताक्षरित करार का मूल्य Value of Agreement signed less Cancellation	उपयोग Utilisation		31.03.26 की स्थिति के अनुसार अनाहरित शेष Undrawn Balance as on 31.03.26	मूलधन की पुन: अदायगी Principal Repaid		31.03.26 की स्थिति के अनुसार बकाया समापन ऋण Closing Debt Outstanding as on 31.03.26	ब्याज और भुगतान किए गए अन्य प्रभारों की अदायगी Payment of Interest & Other Charges paid	
			2025-26 के दौरान During 2025-26	31.03.26 तक Upto 31.03.26		2025-26 के दौरान During 2025-26	31.03.26 तक Upto 31.03.26		2025-26 के दौरान During 2025-26	31.03.26 तक Upto 31.03.26
मुद्रा : अमरीकी डॉलर हजारों में Currency : Thousands U S Dollars										
2020-2021 For Financial Year										
2	2000003648 Maharashtra Rural Women's Enterprise Development Project (Jan 22 2021)	38000	4721	22047	15953	2533	3800	18247	958	2228
Plan Year Total		**38000**	**4721**	**22047**	**15953**	**2533**	**3800**	**18247**	**958**	**2228**
2021-2022 For Financial Year										
3	2000003806 Chhattisgarh Inclusive Rural and Accelerated Agriculture Growth Project (Aug 17 2021)	67000	175	741	66259	0	0	741	38	82
Plan Year Total		**67000**	**175**	**741**	**66259**	**0**	**0**	**741**	**38**	**82**
2022-2023 For Financial Year										
4	2000004123 Rural Enterprise Acceleration Project(REAP) (Jun 2 2022)	105000	17134	35867	69133	0	0	35867	1174	1889
5	2000004184 Maharashtra Rural Women's Enterprise Development Project (Additional Loan) (Nov 10 2022)	12000	1479	1651	10349	0	0	1651	43	44
6	2000004448 Meghalaya Livelihood and Access to Markets Project(Megha-Lamp) (Mar 16 2023)	20580	7387	14572	6008	0	0	14572	498	691
Plan Year Total		**137580**	**26000**	**52090**	**85490**	**0**	**0**	**52090**	**1715**	**2624**
2024-2025 For Financial Year										
7	2000005021 Competitiveness Improvement of the Agriculture and Allied Sectors Project in Jammu & Kashmir(JKCIP) (Jun 18 2024)	100000	973	973	99027	0	0	973	1	1
Plan Year Total		**100000**	**973**	**973**	**99027**	**0**	**0**	**973**	**1**	**1**
2025-2026 For Financial Year										
8	2000005767 Fostering Climate -Resilient Upland Farming System in NE (FOCUS 2.0) (Mar 26 2026)	45780	0	0	45780	0	0	0	0	0
Plan Year Total		**45780**	**0**	**0**	**45780**	**0**	**0**	**0**	**0**	**0**
Grand Total		**388360**	**31869**	**75852**	**312508**	**2533**	**3800**	**72052**	**2711**	**4935**
जापान मुद्रा : जापानी येन हजारों में Japan Currency : Millions Japanese Yen										
1	IDP-225 Delhi Water Supply Improvement Project (Oct 29 2012)	26975	2452	8269	18706	1316	4606	3663	55	439
2	IDP-225A Delhi Water Supply Improvement Project (Oct 29 2012)	2000	116	979	1021	98	341	637	0	1
3	IDP-228 Bihar National Highway Improvement Project (Feb 22 2013)	22440	0	22440	0	1096	3813	18627	272	1343

क्रम सं Sl.No	ऋण ब्यौरा/आयोजना वार Loan Details/Planwise	रद हुए करारों को छोड़कर हस्ताक्षरित करार का मूल्य Value of Agreement signed less Cancellation	उपयोग Utilisation		31.03.26 की स्थिति के अनुसार अनाहरित शेष Undrawn Balance as on 31.03.26	मूलधन की पुन: अदायगी Principal Repaid		31.03.26 की स्थिति के अनुसार बकाया समापन ऋण Closing Debt Outstanding as on 31.03.26	ब्याज और भुगतान किए गए अन्य प्रभारों की अदायगी Payment of Interest & Other Charges paid	
			2025-26 के दौरान During 2025-26	31.03.26 तक Upto 31.03.26		2025-26 के दौरान During 2025-26	31.03.26 तक Upto 31.03.26		2025-26 के दौरान During 2025-26	31.03.26 तक Upto 31.03.26
4	IDP-228A Bihar National Highway Improvement Project (Feb 22 2013)	463	0	463	0	21	97	365	0	0
5	IDP-231 West Bengal Piped Water Supply Project(Purulia) (Mar 28 2013)	13349	1232	12396	953	651	2279	10117	136	414
6	IDP-231A West Bengal Piped Water Supply Project(Purulia) (Mar 28 2013)	876	80	478	398	43	150	328	0	0
7	IDP-235 Uttarkhand Forest Resource Management Project (Apr 11 2014)	11278	704	10369	909	359	897	9473	27	160
8	IDP-235A Uttarakhand Forest Resource Management Project (Apr 11 2014)	452	1	96	356	15	37	59	0	0
9	IDP-239 Agra Water Supply Project II (Mar 31 2014)	15884	636	13571	2313	794	1985	11586	164	1264
10	IDP-239A Agra Water Supply Project II (Mar 31 2014)	395	0	390	5	0	0	390	0	0
11	IDP-242 Guwahati Sewerage Project (Feb 27 2015)	14144	0	0	14144	0	0	0	0	31
12	IDP-242A Guwahati Sewerage Project (Feb 27 2015)	1476	73	160	1316	48	48	112	0	0
13	IDP-243 Project for Pollution Abatement of River Mula-Mutha in Pune (Jan 13 2016)	18095	3108	11234	6861	297	297	10938	27	87
14	IDP-243A Project for Pollution Abatement of River Mula-Mutha in Pune (Jan 13 2016)	969	15	486	483	16	16	470	0	0
15	IDP-244 Rengali Irrigation Project, Phase-2 (Mar 30 2015)	32378	1631	13036	19342	1406	12589	447	2	134
16	IDP-244A Rengali Irrigation Project, Phase-2 (Mar 30 2015)	1581	89	953	628	103	931	22	0	0
17	IDP-248 Jharkhand Horticulture Intensification by Micro Drip Irrigation Project (Mar 31 2016)	4382	156	1687	2695	107	107	1580	21	74
18	IDP-248A Jharkhand Horticulture Intensification by Micro Drip Irrigation Project (Mar 31 2016)	270	30	159	111	7	7	152	0	0
19	IDP-249 North East Road Network Connectivity Improvement Proj (phase-I) (I) (Mar 31 2017)	64019	817	59287	4732	0	0	59287	813	2314
20	IDP-249A North East Road Network Connectivity Improvement Proj (phase-I) (I) (Mar 31 2017)	3151	326	2395	756	0	0	2395	0	1
21	IDP-254 Delhi Eastern Peripheral Expressway Intelegent Trasport Systems Inst. Prj. (Mar 31 2017)	2134	32	2134	0	7	7	2128	37	145
22	IDP-254A Delhi Eastern Peripheral Expressway Intelegent Trasport Systems Ins (Mar 31 2017)	456	0	456	0	0	0	456	0	0
23	IDP-256 Nagaland Forest Management Project (Mar 31 2017)	5972	430	3043	2929	0	0	3043	7	36
24	IDP-256A Nagaland Forest Management Project (Mar 31 2017)	252	25	116	136	0	0	116	0	0

क्रम सं Sl.No	ऋण ब्यौरा/आयोजना वार Loan Details/Planwise	रद हुए करारों को छोड़कर हस्ताक्षरित करार का मूल्य Value of Agreement signed less Cancellation	उपयोग Utilisation		31.03.26 की स्थिति के अनुसार अनाहरित शेष Undrawn Balance as on 31.03.26	मूलधन की पुन: अदायगी Principal Repaid		31.03.26 की स्थिति के अनुसार बकाया समापन ऋण Closing Debt Outstanding as on 31.03.26	ब्याज और भुगतान किए गए अन्य प्रभारों की अदायगी Payment of Interest & Other Charges paid	
			2025-26 के दौरान During 2025-26	31.03.26 तक Upto 31.03.26		2025-26 के दौरान During 2025-26	31.03.26 तक Upto 31.03.26		2025-26 के दौरान During 2025-26	31.03.26 तक Upto 31.03.26
25	IDP-257 Odisha Forestry Sector Development Project (Phase 2) (Mar 31 2017)	14225	112	8895	5330	0	0	8895	26	139
26	IDP-257A Odisha Foresty Sector Development Project (phase 2) (Mar 31 2017)	287	0	184	103	0	0	184	0	0
27	IDP-258 Chennai Metro Project (V) (Mar 31 2017)	32124	2191	29448	2676	0	0	29448	377	2019
28	IDP-258A Chennai Metro Project (V) (Mar 31 2017)	1197	88	354	843	0	0	354	0	0
Plan Year Total		**291225**	**14346**	**203479**	**87745**	**6383**	**28206**	**175273**	**1966**	**8601**
2017-2018 For Financial Year										
29	IDP-260 Andhra Pradesh Irrigation and Livelihood Improvement Project (Phase 2) (I) (Dec 13 2017)	20493	696	4007	16486	0	0	4007	46	212
30	IDP-260A AP irrigation and livelihood improvement project (Ph 2)(I) (Dec 13 2017)	804	38	368	436	0	0	368	0	0
31	IDP-262 Upgradation of Env Mgmt for Ship recycling in Alang and Sosiya -Gujarat (Sep 15 2017)	7795	0	0	7795	0	0	0	0	17
32	IDP-262A Upgradation of Env Mgmt for Ship Recycling in Alang and Sosiya -Gujarat (Sep 15 2017)	725	0	50	675	0	0	50	0	0
33	IDP-264 Construction of Training Inst. for Mum-Ahd High Speed Rail (Sep 15 2017)	10453	1244	3263	7190	0	0	3263	2	28
34	IDP-265 North East Road Netwrok Connectivity Improvement Project (Phase-2) (Mar 29 2018)	35899	2684	10278	25621	0	0	10278	91	282
35	IDP-265A North East Road Network Connectivity Improvement Project (Phase -2) (Mar 29 2018)	2767	57	217	2550	0	0	217	0	0
36	IDP-266 Bengaluru Water Supply and Sewerage Project (Phase 3) (I) (Jan 24 2018)	33761	152	33641	120	0	0	33641	503	2028
37	IDP-266A Bangaluru Water Supply and Sewerage Project (Phase3)(I) (Jan 24 2018)	7940	17	7806	134	0	0	7806	102	235
38	IDP-266B Bengaluru Water Supply and Sewerage project (Phase 3) (I) (Jan 24 2018)	3299	182	3030	269	0	0	3030	0	1
39	IDP-267 Construction for Construction of Chennai Seawater Desalination Plant -1 (Mar 29 2018)	28399	11272	20346	8053	0	0	20346	134	257
40	IDP-267A Construction for Construction of Chennai Seawater Desalination Plant -1 (Mar 29 2018)	1865	152	1404	461	0	0	1404	0	0
41	IDP-269 Improvement of Himachal Pradesh Forest Ecosystems Management and Livelihood (Mar 29 2018)	11013	569	5113	5900	0	0	5113	58	180

क्रम सं Sl.No	ऋण ब्यौरा/आयोजना वार Loan Details/Planwise	रद हुए करारों को छोड़कर हस्ताक्षरित करार का मूल्य Value of Agreement signed less Cancellation	उपयोग Utilisation		31.03.26 की स्थिति के अनुसार अनाहरित शेष Undrawn Balance as on 31.03.26	मूलधन की पुन: अदायगी Principal Repaid		31.03.26 की स्थिति के अनुसार बकाया समापन ऋण Closing Debt Outstanding as on 31.03.26	ब्याज और भुगतान किए गए अन्य प्रभारों की अदायगी Payment of Interest & Other Charges paid	
			2025-26 के दौरान During 2025-26	31.03.26 तक Upto 31.03.26		2025-26 के दौरान During 2025-26	31.03.26 तक Upto 31.03.26		2025-26 के दौरान During 2025-26	31.03.26 तक Upto 31.03.26
42	IDP-269A Improvement of Himachal Pradesh Forest Ecosystems Management and Livelihood (Mar 29 2018)	123	0	49	74	0	0	49	0	0
43	IDP-270 Installation of Chennai Metropoltn Area Intelligent Tpt. Systems (Mar 29 2018)	7157	933	2631	4526	0	0	2631	24	49
44	IDP-270A Installation of Chennai Metropolitan Area intelligenet Transport Systems (Mar 29 2018)	925	36	683	242	0	0	683	0	0
Plan Year Total		**173418**	**18032**	**92886**	**80532**	**0**	**0**	**92886**	**961**	**3289**
2018-2019 For Financial Year										
45	IDP-263 Kolkata East-West Metro Project (III) (Sep 28 2018)	24345	0	24345	0	0	0	24345	292	1369
46	IDP-263A Kolkata East-West Metro Project (III) (Sep 28 2018)	1558	0	1482	76	0	0	1482	0	1
47	IDP-271 Project for Renovation and Modernization of Umiam-Umtru Stage-III (Oct 29 2018)	4824	2032	2758	2066	0	0	2758	13	34
48	IDP-271A Project for Renovation and Modernization of Umiam-Umtru Stage-III (Oct 29 2018)	673	89	291	382	0	0	291	0	0
49	IDP-272 Chennai Metro Project - Phase 2 (I) (Dec 21 2018)	66065	25478	66065	0	76	76	65989	14	204
50	IDP-272A Chennai Metro Project - Phase 2 (I) (Dec 21 2018)	9454	2131	9454	0	0	0	9454	1	2
51	IDP-273 Delhi Mass Rapid Transport System Project Phase 3 (III) (Oct 29 2018)	53514	4213	53514	0	54	54	53460	684	4397
52	IDP-273A Delhi Mass Rapid Transport System Project Phase 3 (III) (Oct 29 2018)	161	0	161	0	0	0	161	0	0
53	IDP-274 Project for the Construction of Turga Pumped Storage -I (Nov 2 2018)	28259	0	0	28259	0	0	0	0	59
54	IDP-274A Project for the Construction of Turga Pumped Storage-I (Nov 2 2018)	1183	67	510	673	0	0	510	0	0
55	IDP-275 Project for Sustainable Catchment Forest Management in Tripura (Oct 29 2018)	11821	949	5403	6418	0	0	5403	56	161
56	IDP-275A Project for Sustainable Catchment Forest Managment in Tripura (Oct 29 2018)	466	43	208	258	0	0	208	0	0
57	IDP-276 North East Road Network Connectivity Improvement Project (Phase 3) (I) (Oct 29 2018)	23853	0	23853	0	0	0	23853	358	1123
58	IDP-276A North East Road Network Connectivity Improvement Project (Phase 3) (I) (Oct 29 2018)	1630	130	742	888	0	0	742	0	0
59	IDP-277 Contruction of Mumbai-Ahmedabad High Speed Rail (I) (Sep 28 2018)	89547	0	89547	0	0	90	89457	89	468
60	IDP-278 Construction of Chennai Peripheral Ringh Road (Phase 1) (Jan 18 2019)	37270	6256	18457	18813	0	0	18457	197	519

क्रम सं Sl.No	ऋण ब्यौरा/आयोजना वार Loan Details/Planwise	रद हुए करारों को छोड़कर हस्ताक्षरित करार का मूल्य Value of Agreement signed less Cancellation	उपयोग Utilisation		31.03.26 की स्थिति के अनुसार अनाहरित शेष Undrawn Balance as on 31.03.26	मूलधन की पुन: अदायगी Principal Repaid		31.03.26 की स्थिति के अनुसार बकाया समापन ऋण Closing Debt Outstanding as on 31.03.26	ब्याज और भुगतान किए गए अन्य प्रभारों की अदायगी Payment of Interest & Other Charges paid	
			2025-26 के दौरान During 2025-26	31.03.26 तक Upto 31.03.26		2025-26 के दौरान During 2025-26	31.03.26 तक Upto 31.03.26		2025-26 के दौरान During 2025-26	31.03.26 तक Upto 31.03.26
61	IDP-278A Construction of Chennai Peripheral Ringh Road Phase 1 (Jan 18 2019)	2804	39	582	2222	0	0	582	0	0
62	IDP-279 The Construction of Mumbai-Ahmedabad High Speed Rail(II) (Oct 29 2018)	150000	3193	150000	0	150	150	149850	-4	626
63	IDP-280 Project for the Dairy Development (Dec 21 2018)	14606	3612	4522	10084	910	1605	2916	5	38
64	IDP-280A Project for the Dairy Development (Dec 21 2018)	372	39	133	239	35	71	62	0	0
Plan Year Total		**522405**	**48272**	**452025**	**70380**	**1224**	**2045**	**449980**	**1706**	**9002**
2019-2020 For Financial Year										
65	IDP-281 Mumbai Metro Line 3 Project (III) (Mar 27 2020)	38326	0	38326	0	40	40	38286	619	2173
66	IDP-281A Mumbai Metro Line 3 Project (III) (Mar 27 2020)	1545	38	1545	0	0	0	1545	0	0
67	IDP-282 Community based Forest Managmnt and Livelihoods Improvement in Meghalaya (Mar 27 2020)	10045	1406	4364	5681	0	0	4364	28	72
68	IDP-282A Community vased Forest Managment and Livelihoods Improvment in Meghalaya (Mar 27 2020)	352	20	97	255	0	0	97	0	0
69	IDP-284 Ahmedabad Metro Project (II) (Mar 27 2020)	13967	1998	8563	5404	0	0	8563	76	135
70	IDP-285 Project for Pollution Abatement of Nag River in Nagpur (Mar 27 2020)	27020	0	0	27020	0	0	0	0	58
71	IDP-285A Project for Pollution Abatement of Nag River in Nagpur (Mar 27 2020)	2062	58	58	2004	0	0	58	0	0
72	IDP-286 North East Road Network Connectivity Improvement Project(Phase 4) (Mar 27 2020)	14114	112	10337	3777	0	0	10337	118	364
73	IDP-286A North East Road Network Connectivity Improvement Project(Phase 4 (Mar 27 2020)	812	14	201	611	0	0	201	0	0
74	IDP-287 Madhya Pradesh Rural Water Supply Project (Mar 27 2020)	0	0	0	0	0	0	0	-55	55
75	IDP-288 Dedicated Freight Corridor Project(Phase-1) (IV) (Mar 27 2020)	124751	0	124319	432	0	0	124319	123	567
76	IDP-288A Dedicated Freight Corridor Project (Phase 1) (IV) (Mar 27 2020)	5249	3315	3315	1934	0	0	3315	0	0
77	IDP-289 Project for Ecosystem Restoration in Gujarat (Mar 27 2020)	13185	2171	3476	9709	1256	1884	1592	2	30
78	IDP-289A Project for Ecosystem Restoration in Gujarat (Mar 27 2020)	572	52	63	509	54	54	9	0	0
Plan Year Total		**252000**	**9182**	**194664**	**57336**	**1350**	**1978**	**192686**	**911**	**3455**
2020-2021 For Financial Year										
79	IDC-013 The COVID-19 Crisis Response Support Laons for Social Protection (Feb 8 2021)	30000	0	30000	0	1429	1429	28571	195	979

क्रम सं Sl.No	ऋण ब्यौरा/आयोजना वार Loan Details/Planwise	रद हुए करारों को छोड़कर हस्ताक्षरित करार का मूल्य Value of Agreement signed less Cancellation	उपयोग Utilisation		31.03.26 की स्थिति के अनुसार अनाहरित शेष Undrawn Balance as on 31.03.26	मूलधन की पुन: अदायगी Principal Repaid		31.03.26 की स्थिति के अनुसार बकाया समापन ऋण Closing Debt Outstanding as on 31.03.26	ब्याज और भुगतान किए गए अन्य प्रभारों की अदायगी Payment of Interest & Other Charges paid	
			2025-26 के दौरान During 2025-26	31.03.26 तक Upto 31.03.26		2025-26 के दौरान During 2025-26	31.03.26 तक Upto 31.03.26		2025-26 के दौरान During 2025-26	31.03.26 तक Upto 31.03.26
80	IDP-290 Himachal Pradesh Crop Diversification promotion project(Phase-2) (Mar 26 2021)	10538	1229	3823	6715	0	0	3823	28	74
81	IDP-290A Himachal Pradesh Crop Diversification Promotion Project (Phase-2) (Mar 26 2021)	764	79	246	518	0	0	246	0	0
82	IDP-291 Project for Setting up of All India Intitute of Medical Sciences Madurai (Mar 26 2021)	21296	3564	6071	15225	0	0	6071	26	77
83	IDP-291A Project for Setting up of All India Institute of Medical Sciences Madurai (Mar 26 2021)	1492	78	384	1108	0	0	384	0	0
84	IDP-292 Rajasthan Rural Water Supply and Fluorosis Mitigation Project (Nagaur) PH-2 (Mar 26 2021)	44225	3470	3470	40755	0	0	3470	6	98
85	IDP-292A Rajasthan Rural Water Supply and Fluorosis Mitigation Project Ph-2 (Mar 26 2021)	1591	49	59	1532	0	0	59	0	0
86	IDP-293 North East Road Network Connectivity Improvement Project (Mar 26 2021)	14489	3247	10116	4373	0	0	10116	78	141
87	IDP-293A North East Road Network Connectivity Improvement Project (Phase 5) (Mar 26 2021)	796	72	73	723	0	0	73	0	0
88	IDP-294 Bengaluru Metro Rail Project (Phase-2) (Mar 26 2021)	48779	1790	8789	39990	0	0	8789	80	235
89	IDP-294A Bengaluru Metro Rail Project (Phase-2) (Mar 26 2021)	3257	400	1288	1969	0	0	1288	0	0
90	IDP-295 Kolkata East-West Metro Project (IV) (Mar 26 2021)	8547	0	8504	43	0	0	8504	98	358
91	IDP-295A Kolkata East-West Metro Project (IV) (Mar 26 2021)	544	0	544	0	0	0	544	0	0
92	IDP-296 Delhi Mass Rapid Transport System Project (Phase 4) (I) (Mar 26 2021)	118418	22505	110049	8369	0	0	110049	982	1942
93	IDP-296A Delhi Mass Rapid Transport System Project (Phase 4) (I) (Mar 26 2021)	1560	494	741	819	0	0	741	0	0
Plan Year Total		**306296**	**36976**	**184156**	**122140**	**1429**	**1429**	**182728**	**1494**	**3904**
2021-2022 For Financial Year										
94	IDP-297 Dedicated Freight Corridor Project (Phase 2) (III) (Mar 31 2022)	114249	19022	111803	2446	0	0	111803	90	402
95	IDP-297A Dedicated Freight Corridor Project (Phase 2) (III) (Mar 31 2022)	2271	1971	4242	-1971	0	0	4242	0	0
96	IDP-298 Chennai Metro Project (Phase 2) (II) (Mar 31 2022)	70055	2294	2294	67761	0	0	2294	146	146
97	IDP-298A Chennai Metro Project (Phase 2) (II) (Mar 31 2022)	2945	145	145	2800	0	0	145	0	0
98	IDP-299 Bengaluru Water supply and Sewerage Project (Phase 3) (II) (Mar 31 2022)	27580	6843	21002	6578	0	0	21002	168	312
99	IDP-299A Bengaluru Water supply and Sewerage Project (Phase 3) (II) (Mar 31 2022)	8221	2232	2454	5767	0	0	2454	3	3

क्रम सं Sl.No	ऋण ब्यौरा/आयोजना वार Loan Details/Planwise	रद हुए करारों को छोड़कर हस्ताक्षरित करार का मूल्य Value of Agreement signed less Cancellation	उपयोग Utilisation		31.03.26 की स्थिति के अनुसार अनाहरित शेष Undrawn Balance as on 31.03.26	मूलधन की पुन: अदायगी Principal Repaid		31.03.26 की स्थिति के अनुसार बकाया समापन ऋण Closing Debt Outstanding as on 31.03.26	ब्याज और भुगतान किए गए अन्य प्रभारों की अदायगी Payment of Interest & Other Charges paid	
			2025-26 के दौरान During 2025-26	31.03.26 तक Upto 31.03.26		2025-26 के दौरान During 2025-26	31.03.26 तक Upto 31.03.26		2025-26 के दौरान During 2025-26	31.03.26 तक Upto 31.03.26
100	IDP-299B Bengaluru Water supply and Sewerage Project (Phase 3) (II) (Mar 31 2022)	1267	0	0	1267	0	0	0	0	0
101	IDP-300 Uttarakhand Integrated Horticulture Development Project (Mar 31 2022)	5820	16	16	5804	0	0	16	0	13
102	IDP-300A Uttarakhand Integrated Horticulture Development Project (Mar 31 2022)	581	26	26	555	0	0	26	0	0
103	IDP-301 Tamil Nadu Biodiversity Conservation and Greening Project for Climate Chang (Mar 31 2022)	10310	1402	4650	5660	0	0	4650	29	64
104	IDP-301A Tamil Nadu BiodiversityConservation and Greening Project for Climate Change (Mar 31 2022)	225	0	0	225	0	0	0	0	0
105	IDP-302 Medical Education and Reserch Department - Assam (Mar 31 2022)	43434	2063	2158	41276	0	0	2158	2	93
106	IDP-302A Medical Education and Reserch Department - Assam (Mar 31 2022)	2171	139	595	1576	0	0	595	0	0
107	IDP-303 North East Road Network Connectivity Improvement Project (Phase 6) (Mar 31 2022)	21536	2710	2710	18826	0	0	2710	5	51
108	IDP-303A North East Road Network Connectivity Improvement Project (Phase 6) (Mar 31 2022)	1593	0	0	1593	0	0	0	0	0
Plan Year Total		**312258**	**38863**	**152095**	**160163**	**0**	**0**	**152095**	**443**	**1085**
2022-2023 For Financial Year										
109	IDP-305 Project for the construction of Mumbai-Ahmedabad High Speed Rail (III) (Jul 25 2022)	100000	0	96736	3264	0	0	96736	97	471
110	IDP-306 Establishment of Mizoram State Super Specialty Cancer and Research Centre (Feb 27 2023)	9194	42	42	9152	0	0	42	0	20
111	IDP-306A Establishment of Mizoram State Super Specialty Cancer and Research Centre (Feb 27 2023)	724	60	107	617	0	0	107	0	0
112	IDP-309 Project for the Construction of Mumbai-Ahmedabad High Speed Rail (IV) (Mar 29 2023)	300000	0	289270	10730	0	0	289270	289	1061
113	IDP-310 Patna Metro Rail Construction Project (I) (Mar 29 2023)	93421	0	0	93421	0	0	0	0	197
114	IDP-310A Patna Metro Rail Construction Project (I) (Mar 29 2023)	5191	0	0	5191	0	0	0	0	0
115	IDP-311 Project for Forest and Biodiversity Conservation for climate Change Response in West Bengal (Mar 29 2023)	8939	418	583	8356	0	0	583	2	21

क्रम सं Sl.No	ऋण ब्यौरा/आयोजना वार Loan Details/Planwise	रद हुए करारों को छोड़कर हस्ताक्षरित करार का मूल्य Value of Agreement signed less Cancellation	उपयोग Utilisation		31.03.26 की स्थिति के अनुसार अनाहरित शेष Undrawn Balance as on 31.03.26	मूलधन की पुन: अदायगी Principal Repaid		31.03.26 की स्थिति के अनुसार बकाया समापन ऋण Closing Debt Outstanding as on 31.03.26	ब्याज और भुगतान किए गए अन्य प्रभारों की अदायगी Payment of Interest & Other Charges paid	
			2025-26 के दौरान During 2025-26	31.03.26 तक Upto 31.03.26		2025-26 के दौरान During 2025-26	31.03.26 तक Upto 31.03.26		2025-26 के दौरान During 2025-26	31.03.26 तक Upto 31.03.26
116	IDP-311A Project for Forest and Biodiversity Conservation for climate Change Response in West Bengal (Mar 29 2023)	369	0	0	369	0	0	0	0	0
117	IDP-312 Rajasthan Water Sector Livelihood Improvement Project(II) (Mar 29 2023)	17982	2147	2501	15481	0	0	2501	3	41
118	IDP-312A Rajasthan Water Sector Livelihood Improvement Project (II) (Mar 29 2023)	912	122	122	790	0	0	122	0	0
Plan Year Total		**536732**	**2789**	**389361**	**147371**	**0**	**0**	**389361**	**391**	**1810**
2023-2024 For Financial Year										
119	IDC-014 Program for Japan India Cooperative Actions towards Sustainable Development Goals in India Phase-2 (Dec 21 2023)	15301	0	7651	7650	0	0	7651	161	201
120	IDP-308 North East Road Network Connectivity Improvement Project (Phase-7) (Feb 20 2024)	14697	0	0	14697	0	0	0	31	31
121	IDP-308A North East Road Network Connectivity Improvement Project (Phase-7) (Feb 20 2024)	864	0	0	864	0	0	0	0	0
122	IDP-313 Mumbai Metro Line 3 Project (IV) (Mar 26 2024)	57748	359	57748	0	59	59	57689	608	725
123	IDP-313A Mumbai Metro Line 3 Project (IV) (Mar 26 2024)	1195	241	1195	0	0	0	1195	1	1
124	IDP-314 The Construction of Chennai Peripheral Ring Road (Phase-2) (Feb 20 2024)	46318	0	0	46318	0	0	0	0	100
125	IDP-314A Construction of Chennai Peripheral Ring Road(Phase-2) (Feb 20 2024)	3529	0	0	3529	0	0	0	0	0
126	IDP-315 Project for Promoting Start-Up and Innovation in Telangana (Feb 20 2024)	22681	0	0	22681	0	0	0	0	47
127	IDP-315A Project for Promoting Start-Up and Innovation in Telangana (Feb 20 2024)	1016	0	0	1016	0	0	0	0	0
128	IDP-316 Project for the Construction of Mumbai-Ahmedabad High Speed Rail (V) (Dec 21 2023)	400000	179117	270657	129343	0	0	270657	122	923
129	IDP-317 Project for Improvement of Urban Water Supply System, Uttarakhand (Feb 20 2024)	14976	0	0	14976	0	0	0	0	32
130	IDP-317A Project for Improvement of Urban Water Supply System, Uttarakhand (Feb 20 2024)	1235	0	0	1235	0	0	0	0	0
131	IDP-318 Project for Promoting Sustainable Horticulture in Haryana (I) (Feb 20 2024)	15160	0	0	15160	0	0	0	0	32
132	IDP-318A Project for Promoting Sustainable Horticulture in Haryana (I) (Feb 20 2024)	1055	0	0	1055	0	0	0	0	0

क्रम सं Sl.No	ऋण ब्यौरा/आयोजना वार Loan Details/Planwise	रद हुए करारों को छोड़कर हस्ताक्षरित करार का मूल्य Value of Agreement signed less Cancellation	उपयोग Utilisation		31.03.26 की स्थिति के अनुसार अनाहरित शेष Undrawn Balance as on 31.03.26	मूलधन की पुन: अदायगी Principal Repaid		31.03.26 की स्थिति के अनुसार बकाया समापन ऋण Closing Debt Outstanding as on 31.03.26	ब्याज और भुगतान किए गए अन्य प्रभारों की अदायगी Payment of Interest & Other Charges paid	
			2025-26 के दौरान During 2025-26	31.03.26 तक Upto 31.03.26		2025-26 के दौरान During 2025-26	31.03.26 तक Upto 31.03.26		2025-26 के दौरान During 2025-26	31.03.26 तक Upto 31.03.26
133	IDP-319 DEDICATED FREIGHT CORRIDOR PROJECT PHASE 1 (V) (Feb 20 2024)	38838	16021	25019	13819	0	0	25019	26	106
134	IDP-319A DEDICATED FREIGHT CORRIDOR PROJECT PHASE 1 (V) (Feb 20 2024)	1162	0	0	1162	0	0	0	0	0
135	IDP-320 Project for Climate Change Response and Ecosystem Services Enhancement in Rajasthan (Feb 20 2024)	25431	16	16	25415	0	0	16	52	52
136	IDP-320A Project for Climate Change Response and Ecosystem Services Enhancement in Rajasthan (Feb 20 2024)	702	0	0	702	0	0	0	0	0
137	IDP-322 The Establishment of the Medical College Hospital at Nagaland Institute of Medical Sciences , Kohima (Feb 20 2024)	9269	4	4	9265	0	0	4	0	20
138	IDP-322A The Establishment of the Medical College Hospital at Nagaland Institute of Medical Sciences , Kohima (Feb 20 2024)	739	102	102	637	0	0	102	0	0
139	IDP-325 Delhi Mass Rapid Tranasport System Project 9(Phase 4) (II) (Mar 26 2024)	101818	24768	28621	73197	0	0	28621	43	249
140	IDP-325A Delhi Mass Rapid Tranasport System Project 9(Phase 4) (II) (Mar 26 2024)	1114	0	0	1114	0	0	0	0	0
141	IDP-326 North East Road Network Connectivity Improvement Project (Phase-3) II (Feb 20 2024)	32918	3237	7582	25336	0	0	7582	80	153
142	IDP-326A North East Road Network Connectivity Improvement Project (Phase-3) II (Feb 20 2024)	1619	0	0	1619	0	0	0	0	0
Plan Year Total		**809385**	**223866**	**398594**	**410791**	**59**	**59**	**398535**	**1123**	**2673**
2024-2025 For Financial Year										
143	IDC-015 Tamil Nadu Investment Promotion Program Phase-3 (Mar 27 2025)	36114	18000	18000	18114	0	0	18000	72	72
144	IDP-304 Project for Capacity Enhancement for Effective Forest Management (Mar 27 2025)	7928	0	0	7928	0	0	0	17	17
145	IDP-304A Project for Capacity Enhancement for Effective Forest Management (Mar 27 2025)	352	0	0	352	0	0	0	0	0
146	IDP-324 Mumbai Metro Line 3 Project (V) (Jul 5 2024)	76866	57314	72477	4389	0	0	72477	480	480
147	IDP-324A Mumbai Metro Line 3 Project (V) (Jul 5 2024)	7395	4408	4408	2987	0	0	4408	0	0
148	IDP-327 Assam State Aquaculture Promotion and Livelihood Improvement Project (Mar 27 2025)	3292	0	0	3292	0	0	0	7	7

क्रम सं Sl.No	ऋण ब्यौरा/आयोजना वार Loan Details/Planwise	रद हुए करारों को छोड़कर हस्ताक्षरित करार का मूल्य Value of Agreement signed less Cancellation	उपयोग Utilisation		31.03.26 की स्थिति के अनुसार अनाहरित शेष Undrawn Balance as on 31.03.26	मूलधन की पुन: अदायगी Principal Repaid		31.03.26 की स्थिति के अनुसार बकाया समापन ऋण Closing Debt Outstanding as on 31.03.26	ब्याज और भुगतान किए गए अन्य प्रभारों की अदायगी Payment of Interest & Other Charges paid	
			2025-26 के दौरान During 2025-26	31.03.26 तक Upto 31.03.26		2025-26 के दौरान During 2025-26	31.03.26 तक Upto 31.03.26		2025-26 के दौरान During 2025-26	31.03.26 तक Upto 31.03.26
149	IDP-327A Assam State Aquaculture Promotion and Livelihood Improvement Project (Mar 27 2025)	288	0	0	288	0	0	0	0	0
150	IDP-328 Project for Construction of Chennai Seawater Desalination Plant -II (Mar 27 2025)	50108	2112	2112	47996	0	0	2112	105	105
151	IDP-328A Project for Construction of Chennai Seawater Desalination Plant -II (Mar 27 2025)	2448	0	0	2448	0	0	0	0	0
152	IDP-329 Delhi Mass Rapid Tranasport System Project (Phase 4 Additional Corridor) (I) (Mar 27 2025)	78911	0	0	78911	0	0	0	159	159
153	IDP-329A Delhi Mass Rapid Tranasport System Project (Phase 4 Additional Corridor) (I) (Mar 27 2025)	815	0	0	815	0	0	0	0	0
154	IDP-330 Punjab Biodiversity and Natural Resources Conservation Project (Mar 27 2025)	10927	0	0	10927	0	0	0	23	23
155	IDP-330A Punjab Biodiversity and Natural Resources Conservation Project (Mar 27 2025)	553	0	0	553	0	0	0	0	0
Plan Year Total		**275997**	**81834**	**96997**	**179000**	**0**	**0**	**96997**	**864**	**864**
2025-2026 For Financial Year										
156	IDP-332 Project for Promoting Sustainable Horticulture in Punjab (Mar 24 2026)	17393	0	0	17393	0	0	0	0	0
157	IDP-332A Project for Promoting Sustainable Horticulture in Punjab (Mar 24 2026)	1291	0	0	1291	0	0	0	0	0
158	IDP-333 Bengaluru Metro Rail Project (Phase3) (I) (Mar 24 2026)	99302	0	0	99302	0	0	0	0	0
159	IDP-333A Bengaluru Metro Rail Project (Phase3) (I) (Mar 24 2026)	3178	0	0	3178	0	0	0	0	0
160	IDP-334 Project for Strengthening Tertiary Healthcare Delivery, Medical Education System and Nursing Edu (Mar 24 2026)	59933	0	0	59933	0	0	0	0	0
161	IDP-334A Project for Strengthening Tertiary Healthcare Delivery, Medical Education System and Nursing Edu (Mar 24 2026)	2361	0	0	2361	0	0	0	0	0
Plan Year Total		**183458**	**0**	**0**	**183458**	**0**	**0**	**0**	**0**	**0**
Grand Total		**3663174**	**474160**	**2164258**	**1498916**	**10445**	**33717**	**2130541**	**9859**	**34684**

न्यू डेवलपमेंट बैंक

मुद्रा : अमरीकी डॉलर हजारों में

New Development Bank

Currency : Thousands U S Dollars

2018-2019 For Financial Year										
1	18IN04 Mumbai Metro Rail Project (Dec 26 2018)	260000	27231	129736	130264	6250	13805	115931	6675	25868
Plan Year Total		**260000**	**27231**	**129736**	**130264**	**6250**	**13805**	**115931**	**6675**	**25868**

क्रम सं Sl.No	ऋण ब्यौरा/आयोजना वार Loan Details/Planwise	रद हुए करारों को छोड़कर हस्ताक्षरित करार का मूल्य Value of Agreement signed less Cancellation	उपयोग Utilisation		31.03.26 की स्थिति के अनुसार अनाहरित शेष Undrawn Balance as on 31.03.26	मूलधन की पुन: अदायगी Principal Repaid		31.03.26 की स्थिति के अनुसार बकाया समापन ऋण Closing Debt Outstanding as on 31.03.26	ब्याज और भुगतान किए गए अन्य प्रभारों की अदायगी Payment of Interest & Other Charges paid	
			2025-26 के दौरान During 2025-26	31.03.26 तक Upto 31.03.26		2025-26 के दौरान During 2025-26	31.03.26 तक Upto 31.03.26		2025-26 के दौरान During 2025-26	31.03.26 तक Upto 31.03.26
2019-2020 For Financial Year										
2	19IN01 Assam Bridge Project (Aug 8 2019)	300000	17050	246296	53704	12621	24398	221898	12830	49161
Plan Year Total		**300000**	**17050**	**246296**	**53704**	**12621**	**24398**	**221898**	**12830**	**49161**
2020-2021 For Financial Year										
3	19IN02 Andhra Pradesh Roads and Bridges Reconstruction Project (Jan 6 2021)	90710	6488	22295	68415	429	429	21867	1283	6650
4	19IN03 AP Mandal Connectivity and Rural Connectivity Improvement Project (Jan 6 2021)	50190	2324	18131	32059	342	342	17789	1088	6452
5	19IN05 Manipur Water Supply Project (Jun 3 2020)	312000	29022	243122	68878	12510	12510	230612	13408	42469
6	20IN04 Delhi-Ghaziabad-Meerut Regional Rapid Transit System Project (Nov 19 2020)	500000	95020	358010	141990	0	0	358010	18454	51275
Plan Year Total		**952900**	**132854**	**641558**	**311342**	**13280**	**13280**	**628278**	**34232**	**106846**
2021-2022 For Financial Year										
7	21IN02 Himachal Pradesh Rural Water Supply Project (Dec 22 2021)	80000	11178	57156	22844	0	0	57156	3018	6901
Plan Year Total		**80000**	**11178**	**57156**	**22844**	**0**	**0**	**57156**	**3018**	**6901**
2022-2023 For Financial Year										
8	17IN01_II Rajasthan Water Sector Restructuring Project for the Desert Areas Phase II) (Jul 29 2022)	179740	15314	138883	40857	0	0	138883	7612	17294
9	18IN01-T2 Bihar Roral Roads Project (Nov 9 2022)	161630	54822	159710	1920	0	0	159710	3007	9688
Plan Year Total		**341370**	**70136**	**298593**	**42777**	**0**	**0**	**298593**	**10619**	**26981**
2023-2024 For Financial Year										
10	00098 Integrated Sewerage System For City of Imphal Phase-II Project (Jan 9 2024)	115000	9584	37804	77196	0	0	37804	1964	2954
11	00102-IN Gujarat Rural Road Program (Jan 9 2024)	500000	184580	284490	215510	0	0	284490	8946	10355
12	19IN06 Indore Metro Rail Project (Jul 10 2023)	225000	46906	107864	117136	0	0	107864	4000	7247
13	22IN01 Meghalaya Ecotourism Infrastructure Development Project (Jul 10 2023)	79050	10232	26128	52922	0	0	26128	1199	2182
14	22IN02 Lamphelpat Waterbody Rejuvenation Project (Jan 9 2024)	70270	7754	12326	57944	0	0	12326	326	519
15	22IN03 Chennai Metro Rail Phase 2 - Corridor 4 Project (Jul 14 2023)	346720	22422	47897	298823	0	0	47897	2189	4188
Plan Year Total		**1336040**	**281478**	**516509**	**819531**	**0**	**0**	**516509**	**18624**	**27445**
2024-2025 For Financial Year										
16	00103 Assam Bridge -II Project (Oct 30 2024)	333800	100262	120778	213022	0	0	120778	2972	3807
17	18IN01-T3 Bihar Roral Roads Project(Phase-III) (Nov 7 2024)	85000	30739	45816	39184	0	0	45816	1422	1837
Plan Year Total		**418800**	**131001**	**166594**	**252206**	**0**	**0**	**166594**	**4394**	**5643**

क्रम सं Sl.No	ऋण ब्यौरा/आयोजना वार Loan Details/Planwise	रद हुए करारों को छोड़कर हस्ताक्षरित करार का मूल्य Value of Agreement signed less Cancellation	उपयोग Utilisation		31.03.26 की स्थिति के अनुसार अनाहरित शेष Undrawn Balance as on 31.03.26	मूलधन की पुन: अदायगी Principal Repaid		31.03.26 की स्थिति के अनुसार बकाया समापन ऋण Closing Debt Outstanding as on 31.03.26	ब्याज और भुगतान किए गए अन्य प्रभारों की अदायगी Payment of Interest & Other Charges paid	
			2025-26 के दौरान During 2025-26	31.03.26 तक Upto 31.03.26		2025-26 के दौरान During 2025-26	31.03.26 तक Upto 31.03.26		2025-26 के दौरान During 2025-26	31.03.26 तक Upto 31.03.26
2025-2026 For Financial Year										
18	00129 SOUTHEAST GUWAHATI WATER SUPPLY PROJECT (Mar 31 2026)	89030	0	0	89030	0	0	0	0	0
19	00140 Madhya Pradesh State Highways Improvement Project (Apr 18 2025)	490000	5984	5984	484016	0	0	5984	1246	1246
20	20IN01 Mumbai Metro Rail -II (line -6) Project (Sep 30 2025)	241000	0	0	241000	0	0	0	0	0
Plan Year Total		**820030**	**5984**	**5984**	**814046**	**0**	**0**	**5984**	**1246**	**1246**
Grand Total		**4509140**	**676912**	**2062426**	**2446714**	**32151**	**51483**	**2010943**	**91638**	**250091**

अन्तरराष्ट्रीय विकास के लिए ओपेक निधि
मुद्रा : अमरीकी डॉलर हजारों में
OPEC Fund for International Development
Currency : Thousands U S Dollars

2023-2024 For Financial Year										
1	14967-P Chennai Peripheral Ring Road Project (Sections II & III) (Jun 16 2023)	100000	12621	26514	73486	0	0	26514	1194	1871
Plan Year Total		**100000**	**12621**	**26514**	**73486**	**0**	**0**	**26514**	**1194**	**1871**
2025-2026 For Financial Year										
2	15826P Mumbai Metro Line 5 Project (Oct 13 2025)	84000	0	0	84000	0	0	0	0	0
Plan Year Total		**84000**	**0**	**0**	**84000**	**0**	**0**	**0**	**0**	**0**
Grand Total		**184000**	**12621**	**26514**	**157486**	**0**	**0**	**26514**	**1194**	**1871**

रूसी परिसंघ
मुद्रा : अमरीकी डॉलर हजारों में
Russian Federation
Currency : Thousands U S Dollars

2012-2017 Twelfth Five Year Plan										
1	1/2641 Kudankualam Nuclear Power Project Unit 3 (Jul 17 2012)	1620000	30219	1502635	117365	0	0	1502635	35977	156929
2	1/2642 Kudankulam Nuclear Power Project Unit No 4 (Jul 17 2012)	1620000	70168	1388061	231939	0	0	1388061	31959	129500
Plan Year Total		**3240000**	**100388**	**2890696**	**349304**	**0**	**0**	**2890696**	**67936**	**286429**
2017-2018 For Financial Year										
3	2/2663 Kudankualam Nuclear Power Project Unit No 5 (Jun 1 2017)	1550000	177172	967301	582699	0	0	967301	26700	71068
4	2/2664 Kudankualam Nuclear Power Project Unit No 6 (Jun 1 2017)	1550000	234846	738121	811879	0	0	738121	18581	40834
5	2/2665 Kudankualam Nuclear Power Project Feul for Unit No 5 and 6 (Jun 1 2017)	800000	0	0	800000	0	0	0	0	0

क्रम सं Sl.No	ऋण ब्यौरा/आयोजना वार Loan Details/Planwise	रद हुए करारों को छोड़कर हस्ताक्षरित करार का मूल्य Value of Agreement signed less Cancellation	उपयोग Utilisation		31.03.26 की स्थिति के अनुसार अनाहरित शेष Undrawn Balance as on 31.03.26	मूलधन की पुन: अदायगी Principal Repaid		31.03.26 की स्थिति के अनुसार बकाया समापन ऋण Closing Debt Outstanding as on 31.03.26	ब्याज और भुगतान किए गए अन्य प्रभारों की अदायगी Payment of Interest & Other Charges paid	
			2025-26 के दौरान During 2025-26	31.03.26 तक Upto 31.03.26		2025-26 के दौरान During 2025-26	31.03.26 तक Upto 31.03.26		2025-26 के दौरान During 2025-26	31.03.26 तक Upto 31.03.26
6	3/2663 Kudankualam Nuclear Power Project Unit No 5(Principal & Interest) (Jun 1 2017)	150000	0	0	150000	0	0	0	0	0
7	3/2664 Kudankualam Nuclear Power Project Unit No 6(Principal & Interest) (Jun 1 2017)	150000	0	0	150000	0	0	0	0	0
Plan Year Total		**4200000**	**412018**	**1705422**	**2494578**	**0**	**0**	**1705422**	**45281**	**111901**
Grand Total		**7440000**	**512406**	**4596118**	**2843882**	**0**	**0**	**4596118**	**113217**	**398330**

दक्षिण कोरिया

मुद्रा : हजार वॉन
South Korea
Currency : Thousands Wons

2022-2023 For Financial Year

1	IND-01 ITS Establishment of Nagpur- Mumbai Super Communication Expressway (Mar 31 2023)	215098000	0	0	215098000	0	0	0	0	0
Plan Year Total		**215098000**	**0**	**0**	**215098000**	**0**	**0**	**0**	**0**	**0**
Grand Total		**215098000**	**0**	**0**	**215098000**	**0**	**0**	**0**	**0**	**0**

अनुबंध- ख1
ANNEXURE-B1

वर्ष 2025-26 के दौरान देश/संस्थावार अनुदान संवितरण दर्शाने वाला विवरण
(सरकारी और गैर सरकारी लेखे)
STATEMENT SHOWING DETAILS OF FULLY DISBURSED GRANTS COUNTRY/INSTITUTION-WISE DURING 2025-2026
(GOVT AND NON-GOVT ACCOUNTS)

क्र. सं. Sno	अनुदान ब्यौरा Grant Details	(31/03/2026 तक प्राधिकृत राशि/उपयोग की गई संचयी राशि) Amt Auth /Cum. Amt Util. up to AS ON 31/03/2026
	फ्रांस **France** यूरो (मिलियन में) **Euros (In Millions)**	
Government Grant		
1	Smart City Project	4.670
	Total	**4.670**
	जीईएफ- संयुक्त राष्ट्र संघ विकास कार्यक्रम **GEF-UNDP** यु.एस. डालर (मिलियन में) **U S Dollars (In Millions)**	
Government Grant		
1	Secure himalayas	10.000
	Total	**10.000**
	जर्मनी **Germany** यूरो (मिलियन में) **Euros (In Millions)**	
Government Grant		
1	Himachal Pradesh Forest Eco-System Climate Proofin	2.000
2	Sustainable Municipal Infrastructure Financing in	2.000
	Total	**4.000**
	वैश्विक कोष **Global Fund** यु.एस. डालर (मिलियन में) **U S Dollars (In Millions)**	
Government Grant		
1	Intensified Malaria Elimination Program 2	52.737
2	Augmenting TB Elimination Response in India (ATE RI	200.038
	Total	**252.775**
	नई विकास बैंक **New Development Bank** यु.एस. डालर (मिलियन में) **U S Dollars (In Millions)**	
Government Grant		
1	Augmentation of water supply to Kohima town fro m	0.252
	Total	**0.252**
	संयुक्त राष्ट्र संघ विकास कार्यक्रम **U. N. D.P.** यु.एस. डालर (मिलियन में) **U S Dollars (In Millions)**	
Government Grant		
1	Dev. of institutional and regulatory Framework for	0.230
	Total	**0.230**

अनुलग्नक - ख2
ANNEXURE - B2

दिनांक 31 मार्च, 2026 तक प्राप्त देशवार /संस्थावर अनुदान संवितरण का ब्यौरा दर्शाने वाला विवरण
STATEMENT SHOWING DETAILS OF DISBURSING GRANTS - COUNTRY/INSTITUTION-WISE
AS ON MARCH 31, 2026
(सरकारी और गैर-सरकारी लेखा)
(GOVT AND NON-GOVT ACCOUNTS)

क्र. सं. Sno	अनुदान विवरण Grant Details	31/03/206 तक प्राधिकृत राशि Amount Auth upto 31/03/206	2025-2026 तक उपयोग की गई राशि Amount Utilised During 2025-2026	31/03/2026 तक उपयोग की गई संचयी राशि Cumulative Amount Utilised Upto 31/03/2026	31/03/2026 तक अनाहरित राशि Undrawn Balance as on 31/03/2026
		एशियाई विकास बैंक			
		Asian Development Bank			
		यु.एस. डालर (मिलियन में)			
		U S Dollars (In Millions)			
Government Grant					
1	Integrated Urban Flood Management for the Chennai-	6.880	1.198	1.198	5.682
2	Delhi-Meerut Regional Rapid Transit System Investm	3.000	0.335	0.752	2.248
3	Meghalaya Power Distribution sector Improvement Pr	2.000	0.000	0.243	1.757
4	Integrated urban flood management for the Chennai	2.000	0.000	0.000	2.000
5	Uttarakhand Climate Resilient Power System Develop	2.000	0.000	0.000	2.000
	Total	**15.880**	**1.533**	**2.193**	**13.687**
		फ्रांस			
		France			
		यूरो (मिलियन में)			
		Euros (In Millions)			
Government Grant					
1	Water Supply for Pan City (Chandigarh)	11.380	0.000	0.000	11.380
2	City Investments to Innovate Integrate and Sustain	11.850	0.000	2.500	9.350
	Total	**23.230**	**0.000**	**2.500**	**20.730**
		जीईएफ-संयुक्त राष्ट्र विकास कार्यक्रम			
		GEF-UNDP			
		यु.एस. डालर (मिलियन में)			
		U S Dollars (In Millions)			
Government Grant					
1	Strengthening Institutional Capacities for Securin	4.880	0.000	0.000	4.880
2	Sustainable Management and Restoration of Degrade	6.600	0.000	0.000	6.600
3	Wild Cat landscapes through a focus on Small Cat a	1.975	0.000	0.192	1.783
	Total	**13.455**	**0.000**	**0.192**	**13.263**
		जर्मनी			
		Germany			
		यूरो (मिलियन में)			
		Euros (In Millions)			
Government Grant					
1	Climate change adaptation in the Himalaya componen	1.000	0.079	0.471	0.529
2	Municiapl Infrasructre Development in Tamil Nadu (	20.000	0.000	0.000	20.000
3	Hydropower in Himalaya	1.500	0.000	0.000	1.500
4	Sustainable Municipal Infrastructure Financing-Tam	3.000	0.000	0.000	3.000
5	Rishikesh Integrated Urban Infrastructure Developm	1.000	0.000	0.000	1.000
6	Energy Efficiency Programme I and II- Lift irrigat	2.000	0.000	0.000	2.000
7	Rishikesh Integrated Urban Infrastructure Developm	2.000	0.000	0.000	2.000
8	Bengaluru suburban Rail Project	1.500	0.000	0.000	1.500
9	Sustainable Municipal Infrastructure Financing- Ta	2.000	0.000	0.000	2.000
10	Accompanying Measure to the PM-eBus Sewa Scheme	2.000	0.000	0.000	2.000
11	Madhya Pradesh Urban Sanitation and Environment	2.000	0.082	1.270	0.730

क्र. सं. Sno	अनुदान विवरण Grant Details	31/03/2025 तक प्राधिकृत राशि Amount Auth upto 31/03/2025	2024-2025 तक उपयोग की गई राशि Amount Utilised During 2024-2025	31/03/2025 तक उपयोग की गई संचयी राशि Cumulative Amount Utilised Upto 31/03/2025	31/03/2025 तक अनाहरित राशि Undrawn Balance as on 31/03/2025
12	Forest Biodiversity Management in Himalayas	6.500	1.023	3.250	3.250
13	Climate-friendly urban Mobility I and IV climate-	0.800	0.000	0.000	0.800
14	Sustainable Land Management Meghalaya (Grant Compo	4.490	0.754	1.367	3.123
15	Sustainable Municipal Infrastructure Financing-Tam	2.000	0.000	0.305	1.695
16	Community based sustainable Forest Management for	4.000	0.000	0.000	4.000
17	Climate-friendly Energy Generation	5.000	0.000	0.000	5.000
18	Climate- Resilient Reconstruction after Flooding i	3.000	0.322	0.393	2.607
19	Protection of Vulnerable Catchment Areas in Meghal	1.000	0.120	0.338	0.662
20	Mumbai Metropolitan Urban Infrastructure Improveme	2.200	0.000	0.000	2.200
21	Sustainable Municipal Infrastructure Financing- Ta	2.500	0.000	0.000	2.500
22	Sustainable Urban Infrastructure Development Odish	2.000	0.976	1.138	0.862
23	Integrated and Green Urban Mobility for the Mumbai	2.200	0.000	0.000	2.200
24	Climate Loan Kerala (Accompanying Measures)	2.000	0.581	0.820	1.180
25	Energy Reform Programme Madhya Pradesh (MPPMCL	2.000	0.000	0.000	2.000
26	Indo-German Global Academy for Agroecology Researc	20.000	6.224	11.952	8.048
27	Bengaluru suburban Rail Project	3.000	0.000	0.000	3.000
28	Climate-Friendly Energy supply (AM)	2.000	0.162	0.162	1.838
29	Climate -friendly urban Mobility I and IV Climate-	2.200	0.397	1.748	0.452
30	Surat Metro, Accompanying Measure	2.000	0.000	0.000	2.000
31	Sustainable Municipal Infrastructure Financing-Tam	3.000	0.000	0.000	3.000
32	Environment Friendly Urban Development Programme i	1.500	0.118	1.037	0.463
33	Integrated Water Transport Kochi	1.800	0.000	0.000	1.800
34	Andhra Pradesh Climate Resilient Zero Budget Natur	1.000	0.188	0.774	0.226
35	Indo-German Solar Energy Partnership III-Component	1.500	0.000	0.000	1.500
36	Sustainable Urban Infrastructure development-chenn	4.000	0.000	0.892	3.108
37	Community based forests Management for Water Resou	2.700	0.127	1.523	1.177
	Total	**122.390**	**11.153**	**27.440**	**94.950**
Non Government Grant					
38	RENEWABLE ENERGY PROGRAMME PFC-II	0.356	0.000	0.356	0.000
	Total	**0.356**	**0.000**	**0.356**	**0.000**

वैश्विक कोष

Global Fund

यु.एस. डालर (मिलियन में)

U S Dollars (In Millions)

Government Grant					
1	SAHAS(Strategic Augmentation of HIV AIDS Services)	154.798	0.000	95.122	59.676
2	Strategic Augmentation of HIV and STI (SAHAS 2.0)	100.290	32.668	32.668	67.622
3	Intensified Malaria Elimination Project (IMEP III)	60.241	3.191	3.191	57.050
4	Augmenting TB Elimination Response in India (ATERI	245.000	34.391	78.931	166.069
	Total	**560.329**	**70.250**	**209.912**	**350.417**

आई.वी.आर.डी.

International Bank for Reconstruction and Development

यु.एस. डालर (मिलियन में)

U S Dollars (In Millions)

Government Grant					
1	Haryana Clean Air Project for Sustainable Developm	2.000	0.000	0.000	2.000
2	Haryana Clean Air Project for Sustainable Developm	3.000	0.000	0.000	3.000
3	India-Enhancing Innovation among ICMR Institutions	1.000	0.000	0.000	1.000

क्र. सं. Sno	अनुदान विवरण Grant Details	31/03/2025 तक प्राधिकृत राशि Amount Auth upto 31/03/2025	2024-2025 तक उपयोग की गई राशि Amount Utilised During 2024-2025	31/03/2025 तक उपयोग की गई संचयी राशि Cumulative Amount Utilised Upto 31/03/2025	31/03/2025 तक अनाहरित राशि Undrawn Balance as on 31/03/2025
4	Uttar Pradesh Clean Air Management Program	5.000	0.000	0.000	5.000
	Total	**11.000**	**0.000**	**0.000**	**11.000**
		आई.एफ.ए.डी.			
		International Fund for Agricultural Development			
		यु.एस. डालर (मिलियन में)			
		U S Dollars (In Millions)			
Government Grant					
1	Fostering Climate Resilient Upland Farming System	0.450	0.000	0.446	0.004
2	Fostering Climate Resilient Upland Farming System	0.550	0.000	0.498	0.052
3	Maharashtra Rural Women's Enterprise Development P	1.400	0.087	0.197	1.203
4	Maharashtra Rural Women's Enterprise Development P	5.250	0.000	1.900	3.350
	Total	**7.650**	**0.087**	**3.041**	**4.609**
		जापान			
		Japan			
		जापानीज येन (मिलियन में)			
		Japanese Yen (In Millions)			
Government Grant					
1	The project for the Human Resource Development Sch	223.000	44.500	156.000	67.000
2	The Project for Human Resource Development Scholar	288.000	143.000	143.000	145.000
	Total	**511.000**	**187.500**	**299.000**	**212.000**
		संयुक्त राष्ट्र संघ विकास कार्यक्रम			
		U. N. D.P.			
		यु.एस. डालर (मिलियन में)			
		U S Dollars (In Millions)			
Government Grant					
1	adoption of super-efficient technologies for susta	4.484	0.000	0.000	4.484
	Total	**4.484**	**0.000**	**0.000**	**4.484**

अनुलग्नक - ग 1
ANNEXURE - C1

वर्ष 2025-26 के दौरान देशवार/संस्थावार पूर्णतः चुकता ऋण/उधार के ब्यौरे दर्शाने वाला विवरण (गैर-सरकारी ऋण)
STATEMENT SHOWING COUNTRY/INSTITUTION-WISE DETAILS OF FULLY REPAID LOANS/CREDITS DURING 2025-2026 (NON-GOVT. LOANS)

क्र.सं. S.no	ऋण ब्यौरा/आयोजना वार Loan Details/ Planwise	प्राप्त किया गया ऋण Loan Availed	अदा किया गया ऋण Loan Repaid	भुगतान किया गया ब्याज/अन्य प्रभार Int./Other Charges
	एशियाई विकास बैंक Asian Development Bank			
	मुद्रा अमरीकी डॉलर हजार में Currency Thousands U S Dollars			
	2002-2007 - Tenth Five Year Plan			
1	1747-IND Surat-Manor Tollway Project Dt. (05/10/2000)	149750	149750	73962
2	1759-IND Housig Finance II Project Dt. (18/12/2001)	7400	7400	4491
	Total	**157150**	**157150**	**78453**
	Grand Total	**157150**	**157150**	**78453**
	जर्मनी Germany			
	यूरो हजार में Currency Thousands Euros			
	2012-2017 - Twelfth Five Year Plan			
1	3645511E Innovation Finance SIDBI Dt. (03/09/2012)	1183	1183	519
2	9437570E Innovation Finance SIDBI Dt. (03/09/2012)	13471	13471	1289
	Total	**14655**	**14655**	**1808**
	Grand Total	**14655**	**14655**	**1808**
	जापान Japan			
	मुद्रा जापानी येन हजार में Currency Thousands Japanese Yen			
	1992-1997 - Eight Five Year Plan			
1	IDP-107 Dhauliganga Hydro.Power Plant Dt. (25/01/1996)	4975577	4975577	2248671
	Total	**4975577**	**4975577**	**2248671**
	Grand Total	**4975577**	**4975577**	**2248671**
	आई.वी.आर.डी Internationa Bank for Recontruction and Development			
	मुद्रा अमरीकी डॉलर हजार में Currency Thousands U S Dollars			
	2002-2007 - Tenthh Five Year Plan			
1	4813-IN Power System Development Project-III Dt. (02/05/2006)	400000	400000	57008
	Total	**400000**	**400000**	**57008**
	Grand Total	**400000**	**400000**	**57008**

अनुलग्नक - ग 2
ANNEUXRE - C2

दिनांक 31 मार्च, 2026 तक प्राप्त देशवार/संस्थावार पूर्णतः संवितरित ऋण/उधार के ब्यौरे दर्शाने वाला विवरण
(गैर-सरकारी ऋण) जिसके लिए ऋण शोधन चल रहा है।

STATEMENT SHOWING DETAILS OF COUNTRY/INSTITUTION-WISE FULLY DISBURSED LOANS/CREDITS RECEIVED UPTO MARCH 31, 2026 (NON-GOVT. LOANS) FOR WHICH DEBT. SERVICING IS ONGOING

क्र.सं. Sno	ऋण ब्यौरा/ आयोजना वार Loan Details/ Planwise	31.03.2026 तक प्राप्त की गई ऋण राशि Loan Amt. Availed Upto 31/03/2026	अदा किया गया मूलधन Principal Repaid		31.03.2026 तक बकाया समापन ऋण Closing Debt Outstanding as on 31/03/2026	ब्याज व अन्य प्रभारों की अदायगी Payment of Interest & Other Charges	
			2025-26 के दौरान During 2025-2026	31.03.2026 तक Upto 31/03/2026		2025-26 के दौरान During 2025-2026	31.03.2026 के दौरान Upto 31/03/2026
	एशियाई विकास बैंक मुद्रा अमरीकी डॉलर हजार में **Asian Development Bank** **Currency Thousands U S Dollars**						
1997-2002 - Ninth Five Year Plan							
1	1747-IND Surat-Manor Tollway Project Dt. (05/10/2000)	149750	8302	149750	0	233	73962
2	1759-IND Housig Finance II Project Dt. (18/12/2001)	7400	411	7400	0	12	4491
	Total	**157150**	**8713**	**157150**	**0**	**244**	**78453**
2002-2007 - Tenth Five Year Plan							
3	1871-IND Private Sector Infrastructure Facility at State Le Dt. (05/08/2002)	50400	2869	49006	1394	34	14504
4	1968-IND State Power Sector Reform Project Dt. (11/12/2003)	21476	1332	19375	2101	122	7893
	Total	**71876**	**4200**	**68381**	**3495**	**156**	**22397**
2007-2012 - Eleventh Five Year Plan							
5	2404-IND India Infrastructure Project Financing Facility-Project1 Dt. (03/03/2008)	300000	15000	202500	97500	1839	39051
6	2415-IND National Power Grid Development Investment Program (Tranche1) Dt. (28/03/2008)	400000	21991	168214	231786	1064	26615
7	2509-IND India Infrastructure Project Financing Facility-Project 2 Dt. (26/02/2009)	200000	10000	120000	80000	1288	22834
8	2510-IND National Power Grid Development Investment Program-Tranche 2 Dt. (27/03/2009)	124000	6813	45329	78671	2029	22519
9	2586-IND Second India Infrastructure project Financing Facility - Project 1 Dt. (22/12/2009)	210000	9928	72023	137977	1554	23680
10	2660-IND National Capital Region Urban Intrastructure Financing Project 1 Dt. (17/03/2011)	60000	2573	17741	42259	355	5247
11	2717-IND Second India Infrastracture Project Financing Facility - Project-2 Dt. (17/03/2011)	250000	10721	73922	176078	4473	47211
12	2787-IND National Grid Improvement Project Dt. (30/03/2012)	500000	19753	120552	379448	10334	85135
13	2822-IND Second India Infrastructure Project Financing Facility-Project 3 Dt. (21/03/2012)	240000	9335	60674	179326	1109	18538
14	2823-IND National Powef Grid Development Investment Programme-Project 3 Dt. (30/03/2012)	51000	1889	11877	39123	2397	13548
	Total	**2335000**	**107373**	**892833**	**1442167**	**26443**	**304377**
2012-2017 - Twelfth Five Year Plan							
15	3048-IND Accelerating Infrastructure Investment Facility in India Project 1 Dt. (22/01/2014)	400000	25502	181431	218569	1558	62002
16	3186-IND Clean Energy Finance Investment Program - Project1 Dt. (27/10/2015)	200000	13333	80000	120000	2425	18470
17	3365-IND Green Energy Corridor and Grid Strengthening Project Dt. (23/02/2017)	500000	33333	166667	333333	21537	103270
18	3436-IND Demand - Side Energy Efficiency Sector Project Dt. (30/03/2017)	134529	8933	40738	93791	3723	22764
	Total	**1234529**	**81102**	**468836**	**765693**	**29243**	**206505**

क्र.सं. Sno	ऋण ब्यौरा/ आयोजना वार Loan Details/ Planwise	31.03.2026 तक प्राप्त की गई ऋण राशि Loan Amt. Availed Upto 31/03/2026	अदा किया गया मूलधन Principal Repaid		31.03.2026 तक बकाया समापन ऋण Closing Debt Outstanding as on 31/03/2026	ब्याज व अन्य प्रभारों की अदायगी Payment of Interest & Other Charges	
			2025-26 के दौरान During 2025-2026	31.03.2026 तक Upto 31/03/2026		2025-26 के दौरान During 2025-2026	31.03.2026 के दौरान Upto 31/03/2026
2017-2018 - For Financial Year							
19	3521-IND Solar Transmission Sector Project Dt. (05/04/2017)	175000	11667	46667	128333	4398	18414
20	8309-IND Solor Rooftop Investment Program - Project 1 Dt. (30/05/2017)	9500	0	0	9500	249	1675
21	8325-IND Solar Transmission Sector ProjectDt. (05/04/2017)	50000	0	0	50000	194	574
	Total	**234500**	**11667**	**46667**	**187833**	**4841**	**20663**
2018-2019 - For Financial Year							
22	3728-IND Accelerating Infrastructure Investment Facility in India-Project 3 Dt. (16/11/2018)	300000	14602	41230	258770	9274	24985
	Total	**300000**	**14602**	**41230**	**258770**	**9274**	**24985**
	Grand Total	**4333054**	**227656**	**1675095**	**2657959**	**70202**	**657380**

एशियाई विकासु बैंक
मुद्राः अमरीकी डालर में
Asian Infrastructure Investment Bank
Currency Thousands U S Dollars

2017-2018 - For Financial Year							
1	0006-1-INDTransmission System Strengthening Project Dt. (07/12/2017)	96765	12230	66199	30566	793	9346
	Total	**96765**	**12230**	**66199**	**30566**	**793**	**9346**
	Grand Total	**96765**	**12230**	**66199**	**30566**	**793**	**9346**

यूरोपियन निवेश बैंक
मुद्रा यूरो हजार में
European Investment Bank
Currency Thousands Euros

2012-2017 - Twelfth Five Year Plan							
1	EIBNLN001 83095-Facility for Energy Sustainability and security Supply Dt. (21/02/2014)	21184	0	2648	18536	0	0
	Total	**21184**	**0**	**2648**	**18536**	**0**	**0**
	Grand Total	**21184**	**0**	**2648**	**18536**	**0**	**0**

जर्मनी
मुद्रा यूरो हजार में
Germany
Currency Thousands Euros

1974-1978 - Fifth Five Year Plan							
1	581364e DM 15 M Dt.6.12.1976 IFCI XVth. Dt. (06/12/1976)	7669	0	7669	0	0	1628
	Total	**7669**	**0**	**7669**	**0**	**0**	**1628**
1979-1980 - Yearly Plan							
2	588547e DM 15 M Dt.24.9.79 IFCI XVIth Dt. (24/09/1979)	7669	0	7669	0	0	2551
3	589799e DM 10 M Dt.20.2.80 IFCI XVIIth. Dt. (20/02/1980)	5113	0	5113	0	0	1090
	Total	**12782**	**0**	**12782**	**0**	**0**	**3641**
1980-1985 - Sixth Five Year Plan							
4	1931466e DM 10 M Dt.6.8.1980 XVIIIth IFCI Dt. (06/08/1980)	5113	0	5113	0	0	1078
5	1933205e DM 15 M Dt.15.1.81 IFCI XIXth. Dt. (15/01/1981)	7669	0	7669	0	0	1549
6	1939459e DM 15 M Dt.18.8.92 IFCI XXth. Dt. (18/08/1982)	7669	0	7669	0	0	1580
7	1944916e DM 15 M Dt.16.9.83 IFCI XXIst Dt. (16/09/1983)	7669	0	7669	0	0	1547
8	1948628e DM 20 M Dt.21.5.84 IFCI XXIInd Dt. (21/05/1984)	10226	0	10226	0	0	2163
9	2817985E DM 25 M Dt.30.11.84 IFCI XXIII Dt. (30/11/1984)	12782	0	12782	0	0	2661
	Total	**51129**	**0**	**51129**	**0**	**0**	**10579**

क्र.सं. Sno	ऋण ब्यौरा/ आयोजना वार Loan Details/ Planwise	31.03.2026 तक प्राप्त की गई ऋण राशि Loan Amt. Availed Upto 31/03/2026	अदा किया गया मूलधन Principal Repaid		31.03.2026 तक बकाया समापन ऋण Closing Debt Outstanding as on 31/03/2026	ब्याज व अन्य प्रभारों की अदायगी Payment of Interest & Other Charges	
			2025-26 के दौरान During 2025-2026	31.03.2026 तक Upto 31/03/2026		2025-26 के दौरान During 2025-2026	31.03.2026 के दौरान Upto 31/03/2026
1985-1990 - Seventh Five Year Plan							
10	3405974e DM 25 M Dt.18.9.86 IFCI XXIVth Dt. (18/09/1986)	12782	0	12782	0	0	2537
11	3419932e DM 80 M Dt.15.3.88 IFCI XXV Dt. (15/03/1988)	40903	0	40903	0	0	7163
	Total	**53686**	**0**	**53686**	**0**	**0**	**9700**
1991-1992 - Yearly Plan							
12	4289498e DM 10 M NSIC Loan No.XI Dt. (05/03/1992)	5113	127	3021	2092	16	1289
	Total	**5113**	**127**	**3021**	**2092**	**16**	**1289**
1992-1997 - Eigth Five Year Plan							
13	113278E SIDBI Loan Dt.30.12.93 Dt. (30/12/1993)	10226	0	10226	0	0	1742
14	1188620E NLC Expan. Lignite Mine & Power Dt. (13/03/1997)	85468	2802	53238	32230	257	17053
15	122739E Modern.Rourkela Steel Plant Dt. (20/10/1992)	9852	323	6944	2908	24	1490
16	122749E SIDBI Loan Dt.30.12.93 Dt. (30/12/1993)	7872	0	7872	0	0	1418
17	128045E NABARD VI NFS Credit Dt. (14/02/1994)	15339	0	15339	0	0	10524
18	320425E PFC Energy Investment prog Dt. (19/06/1995)	11308	376	7756	3552	29	1384
19	334738E NSIC XIIth Loan Dt. (22/11/1995)	5036	168	3354	1682	27	1063
20	334745E SIDBI-II Dt. (24/11/1995)	15339	0	15339	0	0	6877
21	341777E NLC Rejuv.Min.Equipm.Minel Dt. (26/04/1996)	13154	438	8541	4613	37	4583
22	342518E NABARD VIII:NFS-Credit Program Dt. (22/05/1996)	25565	0	25565	0	0	4110
23	94035E Modern Rourkela Steel Plant Dt. (20/10/1992)	51129	2045	36813	14316	119	8282
24	96610e I.F.C.I Loan XXVI Dt. (17/12/1992)	12782	0	9158	3625	0	2166
25	99168E Modern Rourkela Steel Plant Dt. (20/10/1992)	15339	439	7881	7458	58	5294
	Total	**278409**	**6591**	**208025**	**70384**	**552**	**65986**
1997-2002 - Ninth Five Year Plan							
26	1543034e HUDCO Housing for Eco.Weaker Section Dt. (31/10/1997)	0	0	0	0	0	0
27	1674590E NABARD VIII:MI-Credit Program Dt. (05/02/1998)	17895	0	17895	0	0	2912
28	2987142E Indian Renewable Energy Development Agency Ltd. Dt. (15/07/1999)	35790	1174	19355	16435	130	5887
	Total	**53686**	**1174**	**37251**	**16435**	**130**	**8799**
2002-2007 - Tenth Five Year Plan							
29	5020184E SIDBI III Dt. (25/02/2003)	7567	0	7567	0	0	887
30	745190E Promotion of Private Infrastructure Projects Dt. (08/11/2005)	8500	283	2962	5538	2	523
	Total	**16067**	**283**	**10529**	**5538**	**2**	**1410**
2007-2012 - Eleventh Five Year Plan							
31	1442706E Pare Hydroelectric Plant Dt. (11/12/2008)	80000	5334	66665	13335	717	20815
32	3477287E Removal of Barriers to Biomass Power Generation in India Dt. (08/10/2009)	19971	666	3987	15984	125	1347
33	460904E Environment-related Urban Infrastrure Development through NCRPB Dt. (09/02/2012)	32500	0	32500	0	63	1578
34	6214353 Promotional Programme for Energy Efficient New Residental Housing Programme Dt. (31/12/2010)	12000	4000	2000	10000	77	793
35	6816090E Environment-related Urban Infrastrure Development through NCRPB Dt. (09/02/2012)	10000	0	10000	0	20	882

क्र.सं. Sno	ऋण ब्यौरा/ आयोजना वार Loan Details/ Planwise	31.03.2026 तक प्राप्त की गई ऋण राशि Loan Amt. Availed Upto 31/03/2026	अदा किया गया मूलधन Principal Repaid		31.03.2026 तक बकाया समापन ऋण Closing Debt Outstanding as on 31/03/2026	ब्याज व अन्य प्रभारों की अदायगी Payment of Interest & Other Charges	
			2025-26 के दौरान During 2025-2026	31.03.2026 तक Upto 31/03/2026		2025-26 के दौरान During 2025-2026	31.03.2026 के दौरान Upto 31/03/2026
36	7153378E Environmental Credit Line SIDBI III (Protion 2) Dt. (10/09/2008)	7669	0	7669	0	0	779
37	7851035E Environment-related Urban Infrastrure Development through NCRPB Dt. (09/02/2012)	25000	0	25000	0	49	1840
38	8247108E Environment & Energy investment Prog (IIFCL-I) Dt. (05/02/2010)	16589	544	3260	13329	104	1099
39	9411149E Environment-related Urban Infrastrure Development through NCRPB Dt. (09/02/2012)	32500	5000	17500	15000	63	2289
40	9777097E Natural Resource Management NABARD-Umbrella Programme Dt. (16/09/2009)	15000	0	15000	0	93	960
	Total	**251229**	**11944**	**183581**	**67648**	**1312**	**32384**
2012-2017 - Twelfth Five Year Plan							
41	4028075E Green Energy Corridors (GEC) Inter State Transmission System (ISTS) Dt. (17/12/2014)	75000	9520	9520	65480	590	6729
42	5142424E Green Energy Corridors (GEC) Inter State Transmission System (ISTS) Dt. (17/12/2014)	45000	0	0	45000	376	4199
43	5255022E Natural Resource Magt. NABARD - Umbrella Programme-Phase II Dt. (19/12/2012)	10000	0	10000	0	69	645
44	7381240E Green Energy Corridors (GEC) Inter State Transmission System (ISTS) Dt. (17/12/2014)	90000	0	90000	0	708	8911
45	7382198E Green Energy Corridors (GEC) Inter State Transmission System (ISTS) Dt. (17/12/2014)	210000	38100	210000	0	1756	18253
46	8765511E 4586658E, 3489025E Energy efficiency in public buildings and infrastructure Dt. (31/03/2014)	50000	5884	47058	2942	181	5986
47	9437407E Innovation Finance Programme SIDBI Dt. (03/09/2012)	8000	262	917	7083	55	489
48	EESL_GER Energy Efficiency in Energy Intensive Sectors (EES Dt. (10/03/2017)	10526	0	10526	0	0	3035
	Total	**498528**	**53766**	**378021**	**120505**	**3736**	**48246**
2017-2018 - For Financial Year							
49	19177732E Pare Hydroelectric Project Dt. (20/12/2017)	20000	2000	11000	9000	266	1682
	Total	**20000**	**2000**	**11000**	**9000**	**266**	**1682**
	Grand Total	**1248296**	**75885**	**956694**	**291602**	**6014**	**185343**

फ्रांस
मुद्रा यूरो हजार में

France
Currency Thousands Euros

1992-1997 - Eigth Five Year Plan							
1	FRNL0301E Chandrapur HVDC(CM)-FF331.38M Protocol dt15.3.94 Dt. (11/03/1994)	24260	161	22650	1610	10	8817
2	FRNL0401E Reheating Furnaces for RSP(SAIL)(CN)-66Mdt.25.3.93 Dt. (25/05/1993)	5433	44	5040	393	2	1181
	Total	**29693**	**205**	**27690**	**2003**	**12**	**9998**
2012-2017 - Twelfth Five Year Plan							
3	CIN107001 Energy Efficiency Program Dt. (09/04/2015)	30666	2500	21533	9132	231	2921
	Total	**30666**	**2500**	**21533**	**9132**	**231**	**2921**
	Grand Total	**60359**	**2705**	**49224**	**11136**	**243**	**12919**

क्र.सं. Sno	ऋण ब्यौरा/ आयोजना वार Loan Details/ Planwise	31.03.2026 तक प्राप्त की गई ऋण राशि Loan Amt. Availed Upto 31/03/2026	अदा किया गया मूलधन Principal Repaid		31.03.2026 तक बकाया समापन ऋण Closing Debt Outstanding as on 31/03/2026	ब्याज व अन्य प्रभारों की अदायगी Payment of Interest & Other Charges	
			2025-26 के दौरान During 2025-2026	31.03.2026 तक Upto 31/03/2026		2025-26 के दौरान During 2025-2026	31.03.2026 के दौरान Upto 31/03/2026
	जापान मुद्राः जापानी येन हजार में **Japan** **Currency Thousands Japanese Yen**						
1992-1997 - Eigth Five Year Plan							
1	IDP-107 Dhauliganga Hydro.Power Plant Dt. (25/01/1996)	4975577	242538	4975577	0	4184	2248671
2	IDP-116 PGCL Northern India Transmission Dt. (25/02/1997)	3726396	181772	3544624	181772	7308	1274673
3	IDP-120 NTPC Simhadri Thermal Power Station Dt. (25/02/1997)	19371320	922398	18426922	944398	37967	7149840
	Total	**28073293**	**1368708**	**26947123**	**1126170**	**49459**	**10673184**
1997-2002 - Ninth Five Year Plan							
4	IDP-129 NHPC Dhauliganga Hydro Power Project Dt. (12/12/1997)	16311106	795660	14719786	1591320	50313	5508895
5	IDP-138 Simhadri Thermal Power Station Project (II) Dt. (30/03/2001)	12191870	594724	9218250	2973620	61576	3841599
6	IDP-140 Simhadri Thermal Power Station Project Dt. (12/02/2002)	27294638	1331444	21968862	5325776	113789	7659814
	Total	**55797613**	**2721828**	**45906897**	**9890716**	**225678**	**17010308**
2002-2007 - Tenth Five Year Plan							
7	IDP-144 SIMHADRI THERMAL POWER STATION PROJECT(IV) Dt. (31/03/2003)	1251436	61044	1220914	30522	1395	255097
8	IDP-153 Dhauliganga Hydroelectric Power Plant Contruction Dt. (31/03/2004)	12048184	587714	7346472	4701712	66868	2364558
	Total	**13299620**	**648758**	**8567386**	**4732234**	**68263**	**2619655**
2007-2012 - Eleventh Five Year Plan							
9	IDP-218 Micro, Small and Medium Enterprises Energy Saving Project (Phase 2) Dt. (16/06/2011)	30000000	2857140	28571430	1428570	14278	927626
10	IDP-219 New and Renewable Energy Development Project Dt. (16/06/2011)	30000000	1463414	7317083	22682917	130787	1508919
	Total	**60000000**	**4320554**	**35888513**	**24111487**	**145065**	**2436545**
2012-2017 - Twelfth Five Year Plan							
11	IDP-236 New and Renewable Energy Development Project (Phase 2) Dt. (01/09/2014)	30000000	1461950	3684900	26315100	38536	363121
12	IDP-237 Micro, Small and Medium Enterprises Energy Saving Project (3) Dt. (01/09/2014)	14436929	778064	12102737	2334192	-25621	20532
13	IDP-241 Public- Private Partnership Infrastructure Financing Pr Dt. (11/03/2016)	49950000	3443926	15510740	34439260	0	68568
	Total	**94386929**	**5683940**	**31298377**	**63088552**	**12915**	**452222**
	Grand Total	**251557456**	**14743788**	**148608297**	**102949159**	**501380**	**33191914**
	अन्तरराष्ट्रीय पुनर्निर्माण और विकास बैंक मुद्राः अमरीकी डॉलर हजार में **International Bank for Reconstruction and Development** **Currency Thousands U S Dollars**						
2002-2007 - Tenth Five Year Plan							
1	4813-IN Power System Development Project-III Dt. (02/05/2006)	400000	35325	400000	0	1461	57008
	Total	**400000**	**35325**	**400000**	**0**	**1461**	**57008**
2007-2012 - Eleventh Five Year Plan							
2	4870-IN Rampur Hydropower Project Dt. (15/01/2008)	400000	34380	325095	74905	2499	36635
3	4890-IN Fourth Power System Development Project (PSDP-IV) Dt. (28/03/2008)	576864	47399	446794	130070	8370	121465
4	7593-IN Fourth Power System Development Project Dt. (27/01/2009)	400000	15525	192224	207776	5702	72347

क्र.सं. Sno	ऋण ब्यौरा/ आयोजना वार Loan Details/ Planwise	31.03.2026 तक प्राप्त की गई ऋण राशि Loan Amt. Availed Upto 31/03/2026	अदा किया गया मूलधन Principal Repaid		31.03.2026 तक बकाया समापन ऋण Closing Debt Outstanding as on 31/03/2026	ब्याज व अन्य प्रभारों की अदायगी Payment of Interest & Other Charges	
			2025-26 के दौरान During 2025-2026	31.03.2026 तक Upto 31/03/2026		2025-26 के दौरान During 2025-2026	31.03.2026 के दौरान Upto 31/03/2026
5	7613-IN Financing Public Private Partnerships (PPPs) in Infrastructure Dt. (13/10/2009)	195000	9516	85644	109356	7176	32200
6	7787-IN Fifth Power System Development Project Dt. (13/10/2009)	1000000	41929	417622	582378	34584	166822
7	7923-IN Scaling Up sustainable and Responsible Micro finance project Dt. (09/07/2010)	200000	0	200000	0	1359	7377
	Total	**2771864**	**148749**	**1667379**	**1104485**	**59691**	**436847**
2012-2017 - Twelfth Five Year Plan							
8	8318-IN Eastern Dedicated Freight Corridor Project-2 Dt. (11/12/2014)	653634	480391	653634	0	11870	102595
9	8513-IN Eastern Dedicated Freight Corridor-3 Dt. (21/10/2016)	541113	451133	541113	0	13332	64336
10	8611-IN Grid-Connected Rooftop Solor Program	362790	162790	362790	0	0	46497
11	TF0A2401 Clean Techonology Fund- Grid-Connected Rooftop Solor Program	120000	0	0	120000	0	754
	Total	**1677536**	**1094313**	**1557536**	**120000**	**25202**	**214183**
2017-2018 - For Financial Year							
12	8737-IN Shared Infrastructure for Solor Parks Projects Dt. (20/11/2017)	42169	3386	8308	33861	4459	9858
13	TF0A4648 Shared Infrastructure for Solor Parks Projects Dt. (20/11/2017)	13985	0	0	13985	55	160
	Total	**56154**	**3386**	**8308**	**47846**	**4512**	**10018**
2018-2019 - For Financial Year							
14	8857-IN India Energy Efficiency Scale up Programme Dt. (28/08/2011)	187609	13639	37502	150107	6126	20119
	Total	**187609**	**13639**	**37502**	**150107**	**6126**	**20119**
	Grand Total	**5093163**	**1295413**	**3670725**	**1422437**	**96993**	**738175**

अंतरराष्ट्रीय कृषि विकास कोष
मुद्राः विशेष आहरण अधिकार हजार में
International Fund for Agricultural Development
Currency Thousands Special Drawing Right

1997-2002 - Ninth Five Year Plan

1	538-IN National Micro-Finance Support Programme Dt. (18/02/2002)	16350	1090	8448	7902	31	1871
	Total	**16350**	**1090**	**8448**	**7902**	**31**	**1871**
	Grand Total	**16350**	**1090**	**8448**	**7902**	**31**	**1871**

अनुलग्नक - ग3
ANNEUXRE - C3

दिनांक 31 मार्च, 2026 तक प्राप्त देशवार/संस्थावार पूर्णतः संवितरित ऋण/उधार के ब्यौरे दर्शाने वाला विवरण (गैर-सरकारी ऋण)

STATEMENT SHOWING DETAILS OF COUNTRY/INSTITUTION-WISE DISBURSING LOANS/CREDITS RECEIVED UPTO MARCH 31, 2026 (NON-GOVT. LOANS)

क्रंस. Sno	ऋण ब्यौरा/आयोजना वार Loan Details/ Planwise	रद्द हुए करारों को छोड़कर हस्ताक्षरित करार का मूल्य Value of Agreement signed less Cancellation	उपयोग Utilisation		31.03.2026 को अनाहरित शेष Undrawn Balance as on 31/03/2026	मूलधन की पुनःअदायगी Principal Repaid		31.03.2026 तक बकाया समापन ऋण Closing Debt Outstanding as on 31/03/2026	ब्याज की अदायगी और अन्य भार Payment of Interest & Other Charges	
			2025-26 के दौरान During 2025-2026	31.03.2026 तक Upto 31/03/2026		2025-26 के दौरान During 2025-2026	31.03.2026 तक Upto 31/03/2026		2025-26 के दौरान During 2025-2026	31.03.2026 तक Upto 31/03/2026
			एशियाई विकास बैंक मुद्राः अमरीकी डॉलर हजार में Asian Development Bank Currency Thousands U S Dollars							
2019-2020 - For Financial Year										
1	3867-IND Scaling Up Demand-Side Energy Efficiency Sector Project Dt. (16/12/2019)	65000	5581	64202	798	4108	4108	60094	3220	7830
2	8376-IND Scaling Up Demand Side Energy Efficiency Sector Project Dt. (16/12/2019)	30000	0	30000	0	0	0	30000	0	2
	Total	**95000**	**5581**	**94202**	**798**	**4108**	**4108**	**90094**	**3220**	**7832**
2024-2025 - For Financial Year										
3	4463-IND Solar Rooftop Investment Program - Tranche 3 Dt. (20/12/2024)	80000	0	0	80000	0	0	0	984	984
4	4574-IND Financing Environmentally Sustainable Growth in Infrastructure ject Dt. (20/12/2024)	500000	98307	98307	401693	0	0	98307	2002	2002
5	8477-IND Solar Rooftop Investment Program - Tranche 2 Dt. (20/12/2024)	70000	30977	30977	39023	0	0	30977	0	0
6	8477-IND Solar Rooftop Investment Program - Tranche 2 Dt. (20/12/2024)	90500	0	90500	0	0		90500	180	180
	Total	**740500**	**129284**	**219784**	**520716**	**0**	**0**	**219784**	**3167**	**3167**
	Grand Total	**835500**	**134866**	**313986**	**521514**	**4108**	**4108**	**309878**	**6387**	**10999**
			जर्मनी मुद्राः अमरीकी डॉलर हजार में Germany Currency Thousands Euros							
2012-2017 - Twelfth Five Year Plan										
1	3645511E Innovation Finance SIDBI Dt. (03/09/2012)	1183	0	1183	0	0	1183	0	0	519
2	6192780E Green Energy Corridors (GEC) Inter State Transmission System (ISTS) Dt. (17/12/2014)	80000	0	80000	0	0	0	80000	669	6913
3	9437570E Innovation Finance SIDBI Dt. (03/09/2012)	13471	0	13471	0	0	13471	0	0	1289
	Total	**94655**	**0**	**94655**	**0**	**0**	**14655**	**80000**	669	8721
	Grand Total	**94655**	**0**	**94655**	**0**	**0**	**14655**	**80000**	669	8721
			फ्रांस मुद्राः अमरीकी डॉलर हजार में France Currency Thousands Euros							
1	CIN119801AState Bank of India-2 Dt. (22/07/2025)	10000	0	0	10000	0	0	0	0	0
	Total	**10000**	**0**	**0**	**10000**	**0**	**0**	**0**	0	0

क्रंस. Sno	ऋण ब्यौरा/आयोजना वार Loan Details/ Planwise	रद्द हुए करारों को छोड़कर हस्ताक्षरित करार का मूल्य Value of Agreement signed less Cancellation	उपयोग Utilisation		31.03.2026 को अनाहरित शेष Undrawn Balance as on 31/03/2026	मूलधन की पुन:अदायगी Principal Repaid		31.03.2026 तक बकाया समापन ऋण Closing Debt Outstanding as on 31/03/2026	ब्याज की अदायगी और अन्य भार Payment of Interest & Other Charges	
			2025-26 के दौरान During 2025-2026	31.03.2026 तक Upto 31/03/2026		2025-26 के दौरान During 2025-2026	31.03.2026 तक Upto 31/03/2026		2025-26 के दौरान During 2025-2026	31.03.2026 तक Upto 31/03/2026
2007-2012 - Eleventh Five Year Plan										
2	CIN1015 Indian Renewable Energy Development Agency Ltd. Dt. (10/12/2010)	70000	0	70000	0	44333	44333	25667	0	0
	Total	**70000**	**0**	**70000**	**0**	**44333**	**44333**	**25667**	**0**	**0**
2017-2018 - For Financial Year										
3	CIN102101JNATIONAL HOUSING BANK Dt. (20/07/2017)	100000	0	100000	0	71429	71429	28571	645	645
	Total	**100000**	**0**	**100000**	**0**	**71429**	**71429**	**28571**	**645**	**645**
2022-2023 - For Financial Year										
4	CIN116401TSTATE BANK OF INDIA Dt. (13/02/2023)	100000	0	100000	0	8333	8333	91667	1041	1041
	Total	**100000**	**0**	**100000**	**0**	**8300**	**8333**	**91667**	1041	1041
	Grand Total	**370000**	**0**	**270000**	**100000**	**124095**	**124095**	**145905**	**1686**	**1686**
	Currency Thousands U S Dollars									
2024-2025 - For Financial Year										
5	CIN118601 SMALL INDUSTRIES DEVELOPMENT BANK OF INDIA Dt. (12/02/2025)	100000	90000	90000	10000	0	0	90000	0	0
	Total	**100000**	**90000**	**90000**	**10000**	**0**	**0**	**90000**	**0**	**0**
	Grand Total	**100000**	**90000**	**90000**	**10000**	**0**	**0**	**90000**	**0**	**0**
	जापान मुद्रा- जापानी येन हजारों में **Japan** **Currency Thousands Japanese Yen**									
2012-2017 - Twelfth Five Year Plan										
1	IDP-255 Mumbai Trans-Harbour Link Project I Dt. (31/03/2017)	140713000	0	140568205	144795	0	0	140568205	0	147675
2	IDP-255A Mumbai Trans-Harbour Link Project I Dt. (31/03/2017)	4082000	0	4082000	0	0	0	4082000	0	164
	Total	**144795000**	**0**	**144650205**	**144795**	**0**	**0**	**182533391**	**0**	**147839**
2019-2020 - For Financial Year										
3	IDP-283 Mumbai Trans Harber Link II Dt. (27/03/2020)	65980000	0	66909000	-929000	0	0	66909000	0	229891
4	IDP-283A Mumbai Trans Harber Link II Dt. (27/03/2020)	929000	0	0	929000	0	0	0	0	17
	Total	**66909000**	**0**	**66909000**	**0**	**0**	**0**	**66909000**	**0**	**229908**
2022-2023 - For Financial Year										
5	IDP-307 Mumbai Trans-Harbour Link Project III Dt. (27/02/2023)	30199000	5892885	30199000	0	30755	30755	30168245	304735	304735
6	IDP-307A Mumbai Trans-Harbour Link Project III Dt. (27/02/2023)	556000	556000	556000	0	0	0	556000	0	0
	Total	**30755000**	**6448885**	**30755000**	**0**	**30755**	**30755**	**30724245**	304735	304735
	Grand Total	**242459000**	**6448885**	**242314205**	**144795**	**30755**	**30755**	**242283450**	**304735**	**682482**
	अन्तरराष्ट्रीय पुनर्निर्माण और विकास बैंक मुद्रा- अमरीकी डॉलर हजारों में **International Bank for Reconstruction and Development** **Currency Thousands U S Dollars**									
2007-2012 - Eleventh Five Year Plan										
1	8078-IN Vishnugad Pipalkoti Hydro Electri Project Dt. (10/08/2011)	448000	32435	428644	19356	22516	80948	347696	8932	48046
	Total	**448000**	**32435**	**428644**	**19356**	**22516**	**80948**	**347696**	**8932**	**48046**

क्रंस. Sno	ऋण ब्यौरा/आयोजना वार Loan Details/ Planwise	रद्द हुए करारों को छोड़कर हस्ताक्षरित करार का मूल्य Value of Agreement signed less Cancellation	उपयोग Utilisation		31.03.2026 को अनाहरित शेष Undrawn Balance as on 31/03/2026	मूलधन की पुनःअदायगी Principal Repaid		31.03.2026 तक बकाया समापन ऋण Closing Debt Outstanding as on 31/03/2026	ब्याज की अदायगी और अन्य भार Payment of Interest & Other Charges	
			2025-26 के दौरान During 2025-2026	31.03.2026 तक Upto 31/03/2026		2025-26 के दौरान During 2025-2026	31.03.2026 तक Upto 31/03/2026		2025-26 के दौरान During 2025-2026	31.03.2026 तक Upto 31/03/2026
2022-2023 - For Financial Year										
2	8944-IN Innovation in Solar Power and Hybrid Technologies Project Dt. (14/12/2022)	67000	22431	60330	6670	441	38341	21990	1439	2876
3	9400-IN Rail Logistic Project Dt. (13/01/2023)	245000	31675	241663	3337	241663	241663	0	2344	3166
4	TF0A9875 Innovation in Solar Power and Hybrid Technologies Project Dt. (14/12/2022)	13000	463	12999	1	0	0	12999	0	0
	Total	**325000**	**54569**	**314992**	**10008**	**242104**	**280003**	**34989**	**3783**	**6041**
2023-2024 - For Financial Year										
5	9426-IN Additional Financing: Rooftop Solar Program for Residential Sector Dt. (22/12/2023)	150000	112125	150000	0	0	0	150000	0	375
	Total	**150000**	**112125**	**150000**	**0**	**0**	**0**	**150000**	**0**	**375**
	Grand Total	**923000**	**199129**	**893636**	**29364**	**264620**	**360951**	**532685**	**12715**	**54462**

भाग-III — संक्षिप्त जानकारी

PART-III — SUMMARISED INFORMATION

विवरण संख्या - 1
Statement No - 1

31/03/2026 की स्थिति के अनुसार उपयोग और ऋण परिशोधन अदायगी का दाता-वार सारांश
(केवल सरकारी खाते पर)
DONOR WISE SUMMARY OF UTILISATION OF LOANS & DEBT SERVICING PAYMENT AS ON 31/03/2026
(ON GOVT ACCOUNT ONLY)

एल.सी. हजार में, जापानी येन मिलियन में, प्रत्येक के नीचे दूसरी पंक्ती में रुपये करोड़ में
LC in Thousands, Japanese Yen in Millions, Second line below each shows Rupees in Crores

देश/संस्था Country/ Institution	मुद्रा Currency	निष्पन्न करार का मूल्य Value of Agreement Concluded			उपयोग Utilization			मूलधन की कुल पुन: अदायगी Repayment of Principal			31.03.2026 को बकाया ऋण Debt Out-standing as on 31.03.2026	ब्याज की अदायगी (प्रतिबद्धता शुल्कों सहित) Payment of Interest (including Commitment Charges)		
		31.03.2025 तक Upto the End of 31/03/2025	2025-2026 के दौरान During 2025-2026	31/03/2026 तक Upto the End of 31/03/2026	31/03/2025 तक Upto the End of 31/03/2025	2025-2026 के दौरान During 2025-2026	31/03/2026 तक Upto the End of 31/03/2026	31/03/2025 तक Upto the End of 31/03/2025	2025-2026 के दौरान During 2025-2026	31/03/2026 तक Upto the End of 31/03/2026	31/03/2026 को बकाया लेखा	31/03/2025 तक Upto the End of 31/03/2025	2025-2026 के दौरान During 2025-2026	31/03/2026 तक Upto the End of 31/03/2026
Government Loans														
Asian Development Bank	JPY	314203	72221	386424	166241	40146	206387	123107	0	123107	83280 4,929.73	1741	541	2282
Asian Development Bank	USD	41002433	4498660	45501093	34705003	2266653	36971655	12124332	1875272	13999604	22972051 215,927.41	6746160	1182369	7928529
Asian Infrastructure Investment Bank	USD	8270284	1515330	9785614	5027421	1042562	6069983	239652	243998	483650	5586333 52,509.13	684941	284342	969283
E.E. C.(SAC)	GBP	30332	0	30332	30332	0	30332	25215	939	26154	4178 52.64	5590	4	5594
European Investment Bank	EUR	3590000	475500	4065500	1575000	425000	2000000	110532	46533	157065	1842935 20,101.39	106475	51519	157995
United Arab Emirates	USD	70000	0	70000	70000	0	70000	70000	0	70000	0 0.00	0	0	0
Austria	EUR	46329	0	46329	46329	0	46329	46329	0	46329	0 0.00	12835	0	12835
Australia	USD	12931	0	12931	12931	0	12931	12931	0	12931	0 0.00	1515	0	1515
Behrain	GBP	5891	0	5891	5891	0	5891	5891	0	5891	0 0.00	0	0	0
Belgium	EUR	96640	0	96640	96640	0	96640	96640	0	96640	0 0.00	6047	0	6047
Canada	CAD	924579	0	924579	924579	0	924579	924579	0	924579	0 0.00	467	0	467
Rep. of Czech & Slovak	INR	1564829	0	1564829	1564829	0	1564829	1564829	0	1564829	0 0.00	139891	0	139891
Germany	EUR	11336879	348500	11685379	7165936	579264	7745200	4286910	318614	4605524	3139676 34,245.29	1279961	49610	1329571
Denmark	DKK	1148948	0	1148948	1148948	0	1148948	1148948	0	1148948	0 0.00	0	0	0

देश/संस्था Country/ Institution	मुद्रा Currency	निष्पन्न करार का मूल्य Value of Agreement Concluded			उपयोग Utilization			मूलधन की कुल पुन: अदायगी Repayment of Principal			31.03.2026 को बकाया ऋण Debt Out-standing as on 31.03.2026	ब्याज की अदायगी (प्रतिबद्धता शुल्कों सहित) Payment of Interest (including Commitment Charges)		
		31.03.2025 तक Upto the End of 31/03/2025	2025-2026 के दौरान During 2025-2026	31/03/2026 तक Upto the End of 31/03/2026	31/03/2025 तक Upto the End of 31/03/2025	2025-2026 के दौरान During 2025-2026	31/03/2026 तक Upto the End of 31/03/2026	31/03/2025 तक Upto the End of 31/03/2025	2025-2026 के दौरान During 2025-2026	31/03/2026 तक Upto the End of 31/03/2026	31/03/2026 को बकाया लेखा	31/03/2025 तक Upto the End of 31/03/2025	2025-2026 के दौरान During 2025-2026	31/03/2026 तक Upto the End of 31/03/2026
Denmark	USD	3893	0	3893	3893	0	3893	3893	0	3893	0	-133	0	-133
											0.00			
Spain	USD	46000	0	46000	46000	0	46000	46000	0	46000	0	11324	0	11324
											0.00			
France	CHF	5800	0	5800	5800	0	5800	5800	0	5800	0	0	0	0
											0.00			
France	EUR	3494099	82000	3576099	2613117	245333	2858450	1378907	93149	1472056	1386394	706660	42568	749227
											15,121.78			
Hungary	INR	122647	0	122647	122647	0	122647	122647	0	122647	0	0	0	0
											0.00			
Iraq	USD	182746	0	182746	182746	0	182746	182746	0	182746	0	0	0	0
											0.00			
Iran	USD	505175	0	505175	505175	0	505175	505175	0	505175	0	0	0	0
											0.00			
Iran	XDR	438539	0	438539	438539	0	438539	438539	0	438539	0	0	0	0
											0.00			
Italy	EUR	99551	0	99551	74006	0	74006	73728	0	73728	278	14538	0	14538
											3.03			
Italy	USD	161187	0	161187	161187	0	161187	161187	0	161187	0	31556	0	31556
											0.00			
Japan	JPY	7474127	183458	7657585	5666833	474160	6140993	2167823	119664	2287487	3853506	990050	28103	1018152
											228,108.29			
South Korea	KRW	215098000	0	215098000	0	0	0	0	0	0	0	0	0	0
											0.00			
South Korea	USD	100000	0	100000	100000	0	100000	0	0	0	100000	997	1014	2011
											939.96			
Netherlands	EUR	1022789	0	1022789	1022789	0	1022789	1022789	0	1022789	0	367429	0	367429
											0.00			
Poland	INR	366355	0	366355	366355	0	366355	366355	0	366355	0	0	0	0
											0.00			
Qatar	GBP	7158	0	7158	7158	0	7158	7158	0	7158	0	0	0	0
											0.00			
Romania	INR	53260	0	53260	53260	0	53260	53260	0	53260	0	0	0	0
											0.00			
Russian Federation	INR	31227620	0	31227620	31227620	0	31227620	27798691	272776	28071467	3156154	5795224	0	5795224
											315.62			
Russian Federation	USD	11000000	0	11000000	6147617	512406	6660023	1805886	117143	1923029	4854137.04	1207571	113217	1320788
											45626.8			
Switzerland	CHF	295801	0	295801	295801	0	295801	295801	0	295801	0	52771	0	52771
											0.00			

देश/संस्था Country/ Institution	मुद्रा Currency	निष्पन्न करार का मूल्य Value of Agreement Concluded			उपयोग Utilization			मूलधन की कुल पुन: अदायगी Repayment of Principal			31.03.2026 को बकाया ऋण Debt Out-standing as on 31.03.2026	ब्याज की अदायगी (प्रतिबद्धता शुल्कों सहित) Payment of Interest (including Commitment Charges)		
		31.03.2025 तक Upto the End of 31/03/2025	2025-2026 के दौरान During 2025-2026	31/03/2026 तक Upto the End of 31/03/2026	31/03/2025 तक Upto the End of 31/03/2025	2025-2026 के दौरान During 2025-2026	31/03/2026 तक Upto the End of 31/03/2026	31/03/2025 तक Upto the End of 31/03/2025	2025-2026 के दौरान During 2025-2026	31/03/2026 तक Upto the End of 31/03/2026	31/03/2026 को बकाया लेखा	31/03/2025 तक Upto the End of 31/03/2025	2025-2026 के दौरान During 2025-2026	31/03/2026 तक Upto the End of 31/03/2026
Sweden	CHF	326280	0	326280	326280	0	326280	326280	0	326280	0	29980	0	29980
											0.00			
Sweden	USD	74545	0	74545	74545	0	74545	74545	0	74545	0	7773	0	7773
											0.00			
United Kingdom	GBP	744086	0	744086	744086	0	744086	744086	0	744086	0	0	0	0
											0.00			
United States of America	USD	5079566	0	5079566	5079566	0	5079566	5066663	12903	5079566	0	1961422	187	1961609
											0.00			
Yugoslavia	INR	267008	0	267008	267008	0	267008	267008	0	267008	0	0	0	0
											0.00			
International Bank for Reconstruction and Development	JPY	236802	205954	442756	34359	27040	61398	0	17	17	61381	680	703	1383
											3,633.44			
International Bank for Reconstruction and Development	USD	55360975	2903650	58264625	47107017	1699708	48806726	26146758	1467025	27613782	21193142.67	13903310	1165902	15069212
											1,99,206.43			
International Development Association	USD	11522532	0	11522532	11445952	20313	11466265	8396488	260001	8656489	2809777	2363893	152365	2516258
											26,410.69			
International Development Association	XDR	24911958	0	24911958	24911958	-2873	24909084	16311793	1503691	17815484	7093600	3520804	100928	3621732
											91,073.38			
International Fund for Agricultural Development	USD	404166	45780	449946	103532	32710	136241	9064	5555	14620	121622	6093	3719	9812
											1,143.19			
International Fund for Agricultural Development	XDR	573793	0	573793	569500	3269	572769	268380	18882	287262	285507	75054	3067	78121
											3,665.56			
New Development Bank	USD	6815503	820030	7635533	4511907	676912	5188819	201572	163318	364890	4823929	763275	266358	1029633
											45,342.86			
OPEC Fund for International Development	USD	342016	84000	426016	255909	12621	268531	236235	1652	237887	30644	19724	1342	21066
											288.04			
Grand Total (Indian Rupees)											**9,88,644.65**			

विवरण संख्या-2
Statement No-2

31 मार्च, 2026 की स्थिति के अनुसार विदेशी अनुदान सहायता का सारांश (केवल सरकारी खाते)
SUMMARY OF EXTERNAL GRANT ASSISTANCE DONOR WISE AS ON MARCH 31, 2026
(ON GOVT. ACCOUNT ONLY)

(डी.सी मिलियन में/रुपये करोड़ में)
(D.C. in Millions/Rs. in Crores)

क्र.सं.	देश/संस्था	मुद्रा	Authorisation/प्राधिकरण			Utilisation/उपयोग			31/03/2026 को बकाया राशि Undrawn Balance as on 31/03/2026	
Sno	Country/ Institution	Currency	31/03/2025 तक Upto 31/03/2025	2025-2026 के दौरान During 2025-2026	31/03/2025 तक Upto 31/03/2026	31/03/2025 तक Upto 31/03/2025	2025-2026 के दौरान During 2025-2026	31/03/2025 तक Upto 31/03/2026	(लाख में) (in LC)	(रु॰ में) (in INR)
1	Asian Development Bank	U S Dollars	161.64	0.00	161.64	143.69	1.57	145.26	16.39	153.92
2	Australia	Australian Dollar	166.16	0.00	166.16	166.16	0.00	166.16	0.00	0.00
3	Canada	Canadian Dollar	1,325.17	0.00	1,325.17	1,325.17	0.00	1,325.17	0.00	0.00
4	Denmark	Danish Kroner	2,230.48	0.00	2,230.48	2,230.48	0.00	2,230.48	0.00	0.00
5	European Union	Euros	1,599.58	0.00	1,599.58	1,560.90	0.00	1,560.90	38.69	421.64
6	Ford Foundation	U S Dollars	0.27	0.00	0.27	0.27	0.00	0.27	0.00	0.00
7	France	Euros	28.21	0.00	28.21	7.48	0.00	7.48	20.73	225.92
8	GEF-UNDP	U S Dollars	39.74	0.00	39.74	14.29	0.00	14.29	25.45	239.09
9	Germany	Euros	361.97	11.50	373.47	266.85	11.34	278.18	95.28	1,038.43
10	Germany	U S Dollars	0.23	0.00	0.23	0.23	0.00	0.23	0.00	0.00
11	Global Fund	U S Dollars	3,160.12	0.00	3,160.12	2,428.56	70.25	2,498.81	661.31	6,212.04
12	I D F (WB)	U S Dollars	5.65	0.00	5.65	5.65	0.00	5.65	0.00	0.00
13	I D F (WB)	Special Drawing Right	11.99	0.00	11.99	11.99	0.00	11.99	0.00	0.00
14	International Bank for Reconstruction and Development	Swiss Francs	16.45	0.00	16.45	16.45	0.00	16.45	0.00	0.00
15	International Bank for Reconstruction and Development	Japanese Yen	1,622.84	0.00	1,622.84	1,622.84	0.00	1,622.84	0.00	0.00
16	International Bank for Reconstruction and Development	U S Dollars	187.95	11.00	198.95	178.56	2.56	181.12	17.83	167.47
17	International Development Association	Swiss Francs	3.76	0.00	3.76	3.76	0.00	3.76	0.00	0.00
18	International Development Association	Japanese Yen	133.17	0.00	133.17	133.17	0.00	133.17	0.00	0.00
19	International Development Association	U S Dollars	52.87	0.00	52.87	52.87	0.00	52.87	0.00	0.01
20	International Fund for Agricultural Development	British Pound Sterling	7.55	0.00	7.55	7.55	0.00	7.55	0.00	0.00
21	International Fund for Agricultural Development	U S Dollars	9.26	0.00	9.26	4.56	0.09	4.65	4.61	43.29
22	International Fund for Agricultural Development	Special Drawing Right	0.54	0.00	0.54	0.54	0.00	0.54	0.00	0.00
23	Japan	Japanese Yen	95,665.33	288.00	95,953.33	90,581.89	187.50	90,769.39	5,183.93	306.63
24	Kuwait Fund	Indian Rupee	120.30	0.00	120.30	120.30	0.00	120.30	0.00	0.00
25	Netherlands	Euros	197.91	0.00	197.91	197.91	0.00	197.91	0.00	0.00

क्र.सं.	देश/संस्था	मुद्रा	Authorisation/प्राधिकरण			Utilisation/उपयोग			31/03/2026 को बकाया राशि Undrawn Balance as on 31/03/2026	
S.no.	Country/ Institution	Currency	31/03/2025 तक Upto 31/03/2025	2025-2026 के दौरान During 2025-2026	31/03/2025 तक Upto 31/03/2026	31/03/2025 तक Upto 31/03/2025	2025-2026 के दौरान During 2025-2026	31/03/2025 तक Upto 31/03/2026	(लाख में) (in LC)	(रूं में) (in INR)
26	Netherlands	Indian Rupee	14.54	0.00	14.54	14.54	0.00	14.54	0.00	0.00
27	New Development Bank	U S Dollars	0.25	0.00	0.25	0.00	0.25	0.25	0.00	0.00
28	Rep. of Czech & Slovak	Indian Rupee	0.63	0.00	0.63	0.63	0.00	0.63	0.00	0.00
29	Russian Federation	Indian Rupee	96.30	0.00	96.30	96.30	0.00	96.30	0.00	0.00
30	Sweden	Swedish Kroner	5,184.62	0.00	5,184.62	5,184.62	0.00	5,184.62	0.00	0.00
31	Switzerland	Swiss Francs	412.18	0.00	412.18	412.18	0.00	412.18	0.00	0.00
32	Switzerland	Indian Rupee	262.67	0.00	262.67	262.67	0.00	262.67	0.00	0.00
33	U. N. D.P.	Indian Rupee	438.30	0.00	438.30	438.30	0.00	438.30	0.00	0.00
34	U. N. D.P.	U S Dollars	238.82	0.00	238.82	213.48	0.00	213.48	25.34	238.06
35	UN- FAO	U S Dollars	0.09	0.00	0.09	0.08	0.00	0.08	0.01	0.12
36	UNFPA	U S Dollars	136.80	0.00	136.80	97.12	0.00	97.12	39.68	372.69
37	UNICEF	Indian Rupee	25.64	0.00	25.64	25.64	0.00	25.64	0.00	0.00
38	UNICEF	U S Dollars	0.33	0.00	0.33	0.33	0.00	0.33	0.00	0.00
39	United Kingdom	British Pound Sterling	4,243.47	0.00	4,243.47	4,243.47	0.00	4,243.47	0.00	0.00
40	United Nations Dev. Fund for Women	U S Dollars	0.05	0.00	0.05	0.05	0.00	0.05	0.00	0.00
41	United States of America	U S Dollars	1,004.05	0.00	1,004.05	1,004.05	0.00	1,004.05	0.00	0.00
42	Universal Postal Union	U S Dollars	0.32	0.00	0.32	0.32	0.00	0.32	0.00	0.00
43	World Food Programme	Indian Rupee	1.13	0.00	1.13	1.13	0.00	1.13	0.00	0.00
44	World Health Organisation	Indian Rupee	0.15	0.00	0.15	0.15	0.00	0.15	0.00	0.00
	Total:									**9419.33**

विवरण संख्या-3
Statement No-3

वर्ष 2026 की स्थिति के अनुसार उपयोग तथा ऋण परिशोधन (गैर-सरकारी ऋण) का सारांश
SUMMARY OF UTILISATION & DEBT SERVICING AS ON MARCH 31, 2026 (NON-GOVT LOANS)

एल.सी. हजार में, प्रत्येक दूसरी पंक्ती में रुपये करोड़ में
LC in Thousands, Second line below each shows Rupees in Crores

देश/संस्था Country/ Institution	मुद्रा Currency	निष्पन्न करार का मूल्य Value of Agreement Concluded			उपयोग Utilization			मूलधन की कुल पुन: अदायगी Repayment of Principal			31.03.2026 को बकाया ऋण Debt Out-standing as on	ब्याज की अदायगी (प्रतिबद्धता शुल्कों सहित) Payment of Interest (including Commitment Charges)		
		31.03.2025 तक Upto the End of 31/03/2025	2025-2026 के दौरान During 2025-2026	31/03/2026 तक Upto the End of 31/03/2026	31/03/2025 तक Upto the End of 31/03/2025	2025-2026 के दौरान During 2025-2026	31/03/2026 तक Upto the End of 31/03/2026	31/03/2025 तक Upto the End of 31/03/2025	2025-2026 के दौरान During 2025-2026	31/03/2026 तक Upto the End of 31/03/2026	31/03/2026 को बकाया लेखा	31/03/2025 तक Upto the End of 31/03/2025	2025-2026 के दौरान During 2025-2026	31/03/2026 तक Upto the End of 31/03/2026
Asian Development Bank	JPY	10476629	0	10476629	10476629	0	10476629	10476629	0	10476629	0	1110787	0	1110787
											0			
Asian Development Bank	USD	8287505	0	8287505	7631125	134866	7765990	4566390	231764	4798154	2967837	1639867	76588	1723188
											27896			
Asian Infrastructure Investment Bank	USD	96765	0	96765	96765	0	96765	53969	12230	66199	30566	8303	793	9346
											287			
European Investment Bank	EUR	200000	0	200000	21184	0	21184	2648	0	2648	18536	0	0	0
											202			
Canada	CAD	6860	0	6860	6860	0	6860	6860	0	6860	0	0	0	0
											0			
Germany	EUR	2727525	0	2727525	2707524	0	2707524	2260037	75885	2335922	371602	458584	6683	465267
											4053			
France	EUR	408965	100000	508965	408965	0	408965	125124	126800	251924	157040	45880	1929	47808
											1713			
France	USD	100000	0	100000	0	90000	90000	0	0	0	90000	0	0	0
											846			
Italy	EUR	486	0	486	486	0	486	486	0	486	0	40	0	40
											0			
Japan	JPY	634882426	0	634882426	628238746	6448885	634687631	274680479	14774543	289455022	345232609	54617054	806116	55423170
											20436			
Norway	USD	294	0	294	294	0	294	294	0	294	0	66	0	66
											0			
United States of America	USD	447550	0	447550	447550	0	447550	447550	0	447550	0	0	0	0
											0			
International Bank for Reconstruction and Development	EUR	47797	0	47797	47797	0	47797	47797	0	47797	0	5583	0	5583
											0			

देश/संस्था Country/ Institution	मुद्रा Currency	निष्पन्न करार का मूल्य Value of Agreement Concluded			उपयोग Utilization			मूलधन की कुल पुन: अदायगी Repayment of Principal			31.03.2026 को बकाया ऋण Debt Out-standing as on	ब्याज की अदायगी (प्रतिबद्धता शुल्कों सहित) Payment of Interest (including Commitment Charges)		
		31.03.2025 तक Upto the End of 31/03/2025	2025-2026 के दौरान During 2025-2026	31/03/2026 तक Upto the End of 31/03/2026	31/03/2025 तक Upto the End of 31/03/2025	2025-2026 के दौरान During 2025-2026	31/03/2026 तक Upto the End of 31/03/2026	31/03/2025 तक Upto the End of 31/03/2025	2025-2026 के दौरान During 2025-2026	31/03/2026 तक Upto the End of 31/03/2026	31/03/2026 को बकाया लेखा	31/03/2025 तक Upto the End of 31/03/2025	2025-2026 के दौरान During 2025-2026	31/03/2026 तक Upto the End of 31/03/2026
International Bank for Reconstruction and Development	USD	11596909	0	11596909	11219360	199129	11418489	7903334	1560032	9463367	1955122 18377	2274974	109708	2388498
International Fund for Agricultural Development	XDR	16350	0	16350	16350	0	16350	7358	1090	8448	7902 101	1841	31	1871
Total (Indian Rupees)											**73913**			

विवरण संख्या - 4
Statement No. - 4

वर्ष 2025-2026 के दौरान अदा किए गए प्रतिवद्धता प्रभार का स्रोत-वार/परियोजना-वार ब्यौरा (सरकारी ऋणों)
SOURCE WISE/PROJECT WISE DETAILS OF COMMITMENT CHARGES PAID DURING 2025-2026 (ON GOVT. A/C)

क्र.संख्या S. No.	देश/संस्था/ ऋण के ब्यौरे Country/Institution/Loan Details	राशि /Amount	
		एलसी LC	भारतीय रुपए INR
	Asian Development Bank(LC-USD)		
1	3396-IND - Bihar New Ganga Bridge Project	-1	-87
2	3430-IND - Visakhapatnam-Chennai Industrial Corridor Development Programme-Project-1	45	3,975
3	3528-IND - Madhya Pradesh Urban Services Improvement Project	22	1,885
4	3539-IND - Odisha Skill Development Project	9	759
5	3573-IND - Himachal Pradesh Skills Development Project	17	1,513
6	3619-IND - Karnataka State Highways Improvement III Project	61	5,327
7	3662-IND - Madhya Pradesh Irrigation Efficiency Improvement Project	38	3,306
8	3696-IND - West Bengal Drinking Water Sector Improvement Project	102	8,904
9	3710-IND - Madhya Pradesh Skills Development Project	25	2,287
10	3718-IND - Tamil Nadu Urban Flagship Investment Program- Project-1	74	6,665
11	3726-IND - Karnataka Integrated Urban Water Management Investment Program-Project-2	-4	-358
12	3738-IND - Bihar State Highway III Project (Additional Financing)	0	-26
13	3775-IND - Mumbai metro Rail System Project	555	49,467
14	3795-IND - Chhattisgarh Road Connectivity Project	20	1,713
15	3805-IND - Maharashtra Rural Connectivity Improvement Project	12	1,043
16	3815-IND - Rajasthan State Highway InvestmentProgram - Project 2	19	1,680
17	3836-IND - Karnataka Integrated and Sustainable Water Resurces Mgt Inves. Pgm. Prj 2	-2	-150
18	3849-IND - Public-Private Partnership in Madhya Pradesh Road Sector Project	158	13,804
19	3850-IND - Chennai-Kanyakumari Industrial Corridor: Power Sector Investment Project	242	21,205
20	3862-IND - Tamil Nadu Urban Flagship Investment Program - Project 2	101	8,810
21	3911-IND - Maharashtra State Road Improvement Project	3	241
22	3972-IND - Rajasthan Secondary Town Development Sector Project	123	10,851
23	3974-IND - Madhya Pradesh Urban Services Improvement Project-Additional financing	236	21,266
24	3996-IND - Meghalaya Power Distribution Sector Improvement Project	91	7,936
25	4025-IND - Uttar Pradesh Power Distribution Network Rehabilitation Project - Tranche 1	135	11,762
26	4028-IND - Bengaluru Smart Energy Efficient Power Distribuion Project	2	155
27	4029-IND - Assa Power Sector Investment Program - Project 3	24	2,093
28	4032-IND - Strengthening Comprehensive Primary Health Care in Urban Areas Program	56	4,875
29	4036-IND - Bengaluru Metro Rail Project	205	17,880
30	4062-IND - Tamil Nadu Industrial Connectivity Project	128	11,150
31	4092-IND - Jharkhand Urban Water Supply Improvement Project	109	9,608
32	4097-IND - Maharashtra Rural Connectivity Improvement Project - Additional Financing	135	11,781
33	4106-IND - Inclusive, Resilient, and Sustainable Housing Unit Pj. for TN	159	14,225
34	4113-IND - Integrated Urban Flood Management for the Chennai-Kosasthalaiyar Basin Proj	98	8,795
35	4117-IND - Maharashtra Agribusiness Network Project	87	7,835
36	4133-IND - Agartala City Urban Development Project	77	6,752
37	4148-IND - Uttarakhand Integrated and Resilient Urban Development Project	97	8,462
38	4166-IND - Assam Skill Unversity Project	133	11,653
39	4196-IND - Himachal Pradesh Rural Drinking Water Improvement and Livelihood Project	89	7,852
40	4242-IND - Connecting economic Cluster for Inclusive Growth in Maharashtra Project	161	13,901

क्र.संख्या S. No.	देश/संस्था/ ऋण के ब्यौरे Country/Institution/Loan Details	राशि /Amount	
		एलसी LC	भाारतीय रुपए INR
41	4248-IND - Tripura Power Distribution Strengthening and Generation Efficiency Improvement Project	249	21,611
42	4253-IND - Tamil Nadu Urban Flagship Investment Program - Project 3	121	10,517
43	4262-IND - Rajasthan State Highway Investment Program - Project 3	49	4,258
44	4265-IND - Assam South Asia Subregional Economic Corridor Connectivity Improvement Project	389	33,964
45	4273-IND - Chennai Metro Rail Investment Project	156	13,629
46	4291-IND - Himachal Pradesh Subtropical, Horticulture, Irrigation, and Value Addition Project	162	14,275
47	4312-IND - Visakhapatnam-Chennai Industrial Development Program - Tranche 2	209	18,308
48	4322-IND - Enhanding Connectivity and Sustainability in Bihar Roads Project	297	25,837
49	4325-IND - Rajasthan Secondary Towns Development Sector Project - Additional Finanacing	197	17,368
50	4335-IND - Early Childhood Development in Meghalaya Project	59	5,289
51	4352-IND - Climate Resilient Brahmputra Ingegrated Floor and Riverbank Erosion Risk Management Project Assam	227	20,433
52	4357-IND - Ahmedabad Peri Urban Livability Improvement Project	121	10,720
53	4361-IND - Enhancing Connectivity and Resilience of the Madhya Pradesh Road Network Project	218	19,093
54	4375-IND - Tripura Urban &Tourism Dovelopment Project	141	12,253
55	4390-IND - Kerala Urban Water Services Improvement Project	83	7,353
56	4392-IND - Maharashtra Tertiary Care and Medical Education Sector Development Program	570	49,558
57	4402-IND - Uttarakhand Climate Resilient Power System Development Project	251	21,965
58	4404-IND - Delhi-Meerut Regional Rapid Transit System Investment Project-Tranche 3	26,742	15,782
59	4407-IND - Uttrakhand Integrated and Resilient Urban Development Project - Additional Financing	258	22,399
60	4411-IND - Building India's Clean Plant Program	125	11,007
61	4431-IND - Swachh Bharat Mission 2.0 - Comprehensive Municipal Waste Management in Indian Cities Program	232	20,253
62	4437-IND - Promoting Research and Innovation through GIFTCL at Gujarat International Finance Tec-City Project	29	2,587
63	4447-IND - Sikkim Power Sector Development Project	199	17,945
64	4452-IND - Strengthened and Measurable Actions for Resilient and Transformative Health Systems Prog-Subprog 1	-21	-1,819
65	4469-IND - NagpurMetro Urban Mobility Project	42,479	24,463
66	4486-IND - Climate-Adaptive Community Based Water-Harvesting Project in Meghalaya	53	4,685
67	4498-IND - Sustainable and Inclusive Tourism Development Project in Himachal Pradesh	151	13,448
68	4502-IND - Maharashtra Sustainable Climate Resilient Coastal Protection and Management Project	42	3,706
69	4508-IND - West Bengal Distribution System Strengthening Program	266	23,362
70	4510-IND - Uttarakhand Livability Improvement Project	208	18,325
71	4559-IND - Strengthening Multimodal and Integrated Logistics Ecosystem Program - Subprogram 2	44	3,744
72	4562-IND - Supporting Human Capital Development in Meghalaya, Phase - 2 Project	66	5,822
73	4573-IND - AMRAVATI INCLUSIVE AND SUSTAINABLE CAPITAL CITY DEVELOPMENT PROGRAM	112,156	64,932
74	4584-IND - Kolkata Municipal Corporation Sustainability, Hygiene and Resilience (Sector) Project	72	6,363
75	4586-IND - Tripura Industrial Infrastructure Development Project	81	7,520
76	4615-IND - Sustainable, Inclusive and Climate-Resilient Tourism Development at Tehri Lake Area Project	35	3,186
77	4623-IND - Assam Urban Sector Development Project	52	4,735
78	4633-IND - Sikkim Integrated Urban Development Project	66	6,131
Total			**905,802**
	Asian Infrastructure Investment Bank(LC-USD)		
79	L0038A-IND - Bangalore Metro Rail Project - Line R6	112	9,999
80	L0054A-IND - West Bengal Major Irrigation and Flood Management Project	32	2,775
81	L0063A-IND - Andhra Pradesh Rural Roads Project	594	51,862
82	L0079A-IND - AP Urban Water Supply Septage Mgt Improvement Pj.	888	79,262
83	L0228A-IND - Mumbai Urban Transport Project 3	531	46,130
84	L0301A-IND - Chennai Metro Rail Phase 2 - Corridor 4 Project	303	26,539
85	L0302A-IND - Assam Intra-State Transmission System Enhancement Project	597	52,318

क्र.संख्या S. No.	देश/संस्था/ ऋण के ब्यौरे Country/Institution/Loan Details	राशि /Amount	
		एलसी LC	भारतीय रुपए INR
86	L0315A-IND - Assam Electricity Distribution System Enhancement & Loss Reduction Project	639	55,939
87	L0336A-IND - Chennai Peripheral Ring Road Sections 2&3 Projects	788	69,059
88	L0352A-IND - Delhi-Meerut Regional Rapid Transit System Project	74	6,338
89	L0353A - Mumbai Urban Transport Project 3A Station Improvement	116	10,204
90	L0368A-IND - Chennai Metro Rail Phase 2 - Corridor 5 Project	613	53,891
91	L0370A-IND - haryana Orbital Rail Corridor Part A Project	265	23,258
92	L0440A-IND - Assam Secondary Road Network Improvement Project	654	56,887
93	L0448A-IND - Punjab Municipal Services Improvement Project	199	17,502
94	L0449A-IND - Second Dam Rehabilitation and Improvement Project	514	44,881
95	L0453A-IND - Kerala Solid Waste Management Project	178	15,573
96	L0454A-IND - West Bengal Electricity Distribution Grid Modernisation Project	160	13,935
97	L0463A-IND - The Resilient Kerala Program	214	18,892
98	L0477A-IND - Chennai City Partnership: Sustainable Urban Services Program	234	20,502
99	L0479A-IND - Gujarat Education Infrastrueture and Technology Modernisation Program	223	19,622
100	L0564A-IND - Responsive COVID-19 Vaccines for Recovery Project	-164	-13,980
101	L0723A - Manipur Urban Road, Drainage and Asset Management Improvement Project(MURDAMIP)	380	33,742
	Total		**715,130**
	Germany(LC-EUR)		
102	10193868E - Environment Friendly Urban Development Programme in Ganga Basin	223	22,097
103	10547779E - Protection of Vulnerable Catchment Areas in Meghalaya - Climate change adaptation in Himalaya.	64	6,318
104	10547804 - Green Energy Corridor II Projects of Kerala State	92	9,067
105	10547805E - Sustainable Municipal Infrastructure Financing-Tamil Nadu III	138	13,646
106	10548011E - Green Energy Corridors III(GEC III)- Intra State Transmission System Tamil Nadu	116	11,483
107	10549191E - Green Energy Corridors IV- Intra-State Power Transmission Grid Uttar Pradesh	378	37,201
108	10586869E - City Investments to Innovate, Integrate and Sustain (CITIIS)2.0	167	16,519
109	10593371E - Mahagenco 245 MW solar projects, Maharashtra	260	25,747
110	11201027E - Climate Friendly Urban Mobility-Integrated Water Transport Kochi	104	10,778
111	11427020E - Climate- Resilient Reconstruction after Flooding in Kerala, Phas II	86	8,517
112	11689544E - Surat Metro Project	316	31,206
113	11734331E - Green Energy Corridor III (GEC III) and Energy Efficiency in the Indian Electricity Grid	85	8,387
114	11737164E - Energy Efficiency Programme I and II- Lift irrigation Project of Maharashtra	241	23,868
115	11737329E - Rishikesh Integrated Urban Infrastructure Development (Rishikesh IUID)	141	13,941
116	11773968 - Rishikesh Integrated Urban Infrastructure Development (Rishikesh IUID) Phase-II	88	9,110
117	11778295E - Bengaluru suburban Rail Project	341	33,778
118	11778430E - Mumbai Metropolitan Urban Infrastructure Improvement Programme	200	19,803
119	12395568E - Climate change Adaption in the Himalaya, Component I Manipur	21	2,080
120	12529315E - Climate-Resilient Reconstruction after Flooding in Kerala, Phase-I.	97	9,563
121	12537539E - Sustainable Urban Infrastructure Development-chennai storm water management	55	5,445
122	12630484E - Integrated and Green Urban Mobility for the Mumbai Metropolitan Region	44	4,356
123	12787047E - Energy Reform Programme Madhya Pradesh (MPPMCL)	247	24,433
124	12826291E - Himalaya Hydro Power Project	161	15,933
125	12873862E - Bengaluru suburban Rail Project	401	39,739
126	13505647E - Madhya Pradesh Urban Sanitation and Environment Programme (MPUSEP)	49	4,830
127	13740669E - Integrated and Green Urban Mobility for Mumbai Metropolitan Region	500	49,504
128	13741030E - Integrated and Green Urban Mobility for the Mumbai Metropolitan Region	116	11,485
129	13741038E - Integrated and Green Urban Mobility for the Mumbai Metropolitan Region	394	39,009
130	13898656E - Surat Metro Project	322	31,835

क्र.संख्या S. No.	देश/संस्था/ ऋण के ब्यौरे Country/Institution/Loan Details	राशि /Amount	
		एलसी LC	भाारतीय रुपए INR
131	13898665E - Surat Metro Project	64	6,331
132	13943939E - Sustainable Municipal Infrastructure Financing-Tamil Nadu III	136	13,474
133	13987801E - Bengaluru suburban Rail Project	326	32,272
134	14067891E - Banglore Metro Phase 2	302	29,983
135	14459725E - Green Energy Corridors - Intra State Transmission System in HP	8	806
136	14973930E - Energy Efficiency Programme I and II- Lift irrigation Project of Maharashtra	20	1,992
137	14974065E - Green Energy Corridors III (GEC III)- Intra State Transmission system Rajasthan	99	9,832
138	15853595E - Climate change adaptation in the Himalaya -component II Tripura	42	4,115
139	15890865E - Integrated and Green Urban Mobility for the Mumbai Metropolitan Region	136	13,465
140	16079154E - Ahmedabad Metro Phase II	113	11,202
141	16682822E - Green Energy Corridors - Intra State Transmission System in HP	2	255
142	16697445E - Himachal Pradesh Forest Ecosystem Climate Proofing Project	20	2,033
143	16897609E - Climate-friendly Modernisation of Bus Services in Major Cities of Tamil Nad	78	7,733
144	17193173E - Sustainable Municipal Infrastructure Financing-Tamil Nadu III	196	19,377
145	17195447E - Environmentally Friendly Urban Development Programme in Ganga Basin States Phase II (UR)	58	5,700
146	17908006E - Sustainbale Urban Infrastructure Development Odisha, Phas II	44	4,545
147	18008033E - Climate-friendly Modernisation of Bus Services in Major Cities of TN-IV	254	25,174
148	18027239E - Sustainable Urban Infrastructure development-chennai storm water management	148	14,649
149	18029739E - Andhra Pradesh Climate Resilient Zero budget Natural Farming Project	115	11,379
150	19826865E - Renewable Energy Power Plant (WB)	8	763
Total			**754,758**
	France(LC-EUR)		
151	CIN1159-2 - Ahmedabad Metro Phase-II	48	5,270
Total			**5,270**
	Japan(LC-JPY)		
152	IDP-225 - Delhi Water Supply Improvement Project	22,155	12,888
153	IDP-231 - West Bengal Piped Water Supply Project(Purulia)	2,846	1,690
Total			**14,578**
	International Bank for Reconstruction and Development(LC-USD)		
154	4818-IN - Karnataka Municipal Reforms Project	-7	-569
155	4837-IN - IInd Operation under Orissa Socio-Econ.Dev.Prog.	-6	-558
156	4846-IN - Tamil Nadu Irrigated Agriculture Modernisation and Water Bodies Restoration	-15	-1,270
157	8499-IN - Tamil Nadu Road Sector Project-II	-54	-4,658
158	8601-IN - Karnataka Urban Water Supply Modernization Project	0	-40
159	8725-IN - National Hydrology Project	49	4,241
160	8746-IN - Madhya Pradesh Urban Development Project	58	5,166
161	8751-IN - Innovate in India for Inclusiveness Project	34	2,928
162	8752-IN - Capacity Augmentation of the National Waterway-1 (Jal Marg Vikas) Project	247	21,651
163	8757-IN - Jharkhand Opportunities for Harnessing Rural Growth Project	0	-28
164	8776-IN - National Agricultural Higher Education Project (NAHEP)	0	14
165	8780-IN - Assam Agribusiness and Rural Transformation Project	62	5,521
166	8795-IN - Tamil Nadu Rural Transformation Project	9	775
167	8797-IN - Tamil Nadu Irrigated Agriculture Modernization Project	120	10,395
168	8805-IN - Uttarakhand Water Supply Program for Peri-Urban Areas	3	292
169	8811-IN - Uttar Pradesh Pro-Poor Tourism Development Project	-4	-308
170	8829-IN - Maharashtra Project on Climate Resilient Agriculture	0	-1
171	8855-IN - Strenghening Public Financial Management in Rajasthan	3	215

क्र.संख्या S. No.	देश/संस्था/ ऋण के ब्यौरे Country/Institution/Loan Details	राशि /Amount	
		एलसी LC	भाारतीय रुपए INR
172	8874-IN - Atal BHujal Yojana (ABHY)- National Groundwater Mgnt Improvement Proj.	71	6,162
173	8908-IN - Jharkhan Power System Improvement Project	257	22,549
174	8910-IN - AP Integrated Irrigation and Agriculture Transformation Project	33	2,751
175	8911-IN - Jharkhand Municipal Development Project	92	8,067
176	8921-IN - Additional Financing for the Uttarakhand Disaster Recovery Project	-37	-3,149
177	8923-IN - Chhattisgarh Public Financial Management and Accountability Pgm.	19	1,711
178	8926-IN - Program Towards Elimination of Tuberculosis	89	7,794
179	8928-IN - Uttarakhand Public Financial Management Strengthening Project	0	-18
180	8934-IN - Tamil Nadu Health System Reform Program	3	242
181	8939-IN - Rajasthan State Highways Development Program II Project	47	4,053
182	8945-IN - Andhra Pradesh Health Systems Strengthening Project	40	3,378
183	9011-IN - Odisha Integrated Project for Climate Resilient Agriculture	164	14,732
184	9025-IN - West Bengal Major Irrigation and Flood Management Project	34	2,995
185	9026-IN - Assam Inland Water Transport Project	54	4,688
186	9031-IN - State of Maharashtra's Agribusiness and Rural Transformation Project	347	30,447
187	9041-IN - Source Sustainability and Climate Resilient Rain-fed Agriculture in HP	68	5,985
188	9062-IN - Green National Highways Corridor Project	347	31,146
189	9066-IN - Himachal Pradesh State Roads Transformation Project	93	8,162
190	9093-IN - First Tamil Nadu Housing Sector Strengthening Program DPL	-37	-3,219
191	9094-IN - Tamil Nadu Housing and Habitat Development Project	34	2,951
192	9101-IN - Strengthening Teaching-Learning And Results for States	289	25,887
193	9111-IN - Accelerating India's COVID-19 Social Protection Response Program	-38	-3,301
194	9136-IN - Second National Ganga River Basin Project	501	44,034
195	9169-IN - Meghalaya Integrated Transport Project	71	6,204
196	9176-IN - West Benga Inland Water Transport, Logistics and Spatial Development Proj.	185	16,257
197	9181-IN - Second Dam Rehabilitation and Improvement Project	385	33,675
198	9185-IN - Nagaland: Enhancing Classroom Teaching and Resources	98	8,570
199	9190-IN - Chhattisgarh Inclusive Rural and Accelerated Agriculture Growth Project	39	3,167
200	9208-IN - Kerala Solid Waste Management Project	176	15,392
201	9219-IN - Gujarat Outcomes for Accelerated Learning (GOAL) Program	554	48,676
202	9226-IN - Punjab Municipal Services Improvement Project	198	17,414
203	9227-IN - Mizoram Health Systems Strengthening Project	23	2,049
204	9241-IN - Raising and Accelerating MSME Performance Program	609	53,564
205	9247-IN - Chennai City Partnership: Sustainable Urban Services Program	232	20,326
206	9248-IN - The Resilient Kerala Program	194	17,089
207	9259-IN - Supporting Andhra's Learning Transformation Operation	180	15,457
208	9291-IN - Meghalaya Health Systems Strengthening Project	50	4,382
209	9295-IN - Shimla-Himachal Pradesh Water Supply and Sewerage Services Improvement Prog	250	21,818
210	9301-IN - West Bengal Electricity Distribution Grid Modernisation Project	149	13,368
211	9314-IN - Rejuvenating Watersheds for Agricultural Resilience through Innovative Deve	124	10,746
212	9324-IN - Karnataka Urban Water Supply Modernization Project	45,160	26,597
213	9329-IN - WB Building State Capability for Inclusive Social Protection Operation	225	19,837
214	9365-IN - Public Service Capability Enhancement Project	97	8,522
215	9407-IN - Transforming India's Public Health Systems for Pandemic Preparedness Program	882	77,366
216	9409-IN - Rights : Inclusion, Accessibility and Opportunities for Persons with Disabilities in Tamil Nadu Pj	310	27,628
217	9418-IN - India's Enhanced Health Service Delivery Program	905	79,531
218	9419-IN - Fisheries Sector Prosperity Project	371	32,630

क्र.संख्या S. No.	देश/संस्था/ ऋण के ब्यौरे Country/Institution/Loan Details	राशि /Amount	
		एलसी LC	भाारतीय रुपए INR
219	9422-IN - Additional Financing for Gujarat Outcomes for Accelerated Learning (GOAL)	467	41,018
220	9438-IN - Punjab: Building Fiscal and Institutional Resilience	335	29,430
221	9440-IN - Systems Reform Endeavours for Transformed Health Achievement in Gujarat Pg.	584	52,098
222	9449-IN - Gujarat Resilient Cities Partnership: Ahmedabad City Resilience Project	672	59,140
223	9484-IN - Odisha State Capability and Resilient Growth Program	203	18,353
224	9487-IN - Assam Integrated River Basin Management Project-Phase 1	190	16,753
225	9496-IN - Karnataka Sustainable Rural Water Supply Program	517	46,601
226	9543-IN - West Bengal Accelerated Development of Minor Irrigation Project-Phase II	336	29,572
227	9553-IN - Additional Financing for Resilient Kerala Program	370	32,626
228	9561-IN - Chhattisgarh: Accelerated Learning for A Knowledge-Economy Operation	371	31,622
229	9566-IN - Himachal Pradesh Power Sector Development Program	430	37,822
230	9568-IN - Tripura Rural Economic Growth and Service Delivery Project	331	29,041
231	9570-IN - Assam State Secondary Healthcare Initiative for Service Delivery Transformation (ASSIST) Project	599	52,703
232	9571-IN - Manipur Infotech eNabled Development Project	50	4,545
233	9625-IN - Tamil Nadu Climate Resilient Urban Development Operation	103,583	59,642
234	9629-IN - Sikkim: Integrated Service Provision and Innovation for Reviving Economies Operation	218	19,666
235	9650-IN - Uttarakhand Climate Responsive Rainfed Farming Project	237	21,182
Total			**1,423,890**
	New Development Bank(LC-USD)		
236	00098 - Integrated Sewerage System For City of Imphal Phase-II Project	173	15,778
237	17IN01 - Rajasthan Water Sector Restructuring Project for the Desert Areas	193	17,009
238	18IN01 - Bihar Roral Roads Project	15	1,366
239	18IN02 - Madhya Pradesh Major District Roads II Project	22	1,962
240	18IN04 - Mumbai Metro Rail Project	330	30,490
241	19IN01 - Assam Bridge Project	158	13,882
242	19IN02 - Andhra Pradesh Roads and Bridges Reconstruction Project	81	7,393
243	19IN03 - AP Mandal Connectivity and Rural Connectivity Improvement Project	51	4,614
244	19IN05 - Manipur Water Supply Project	225	19,320
245	19IN06 - Indore Metro Rail Project	102	8,914
246	20IN04 - Delhi-Ghaziabad-Meerut Regional Rapid Transit System Project	241	21,652
247	21IN02 - Himachal Pradesh Rural Water Supply Project	61	5,593
248	22IN01 - Meghalaya Ecotourism Infrastructure Development Project	36	3,100
249	22IN02 - Lamphelpat Waterbody Rejuvenation Project	35	3,216
250	22IN03 - Chennai Metro Rail Phase 2 - Corridor 4 Project	323	28,293
	Total		**182,583**
	OPEC Fund for International Development(LC-USD)		
251	14967-P - Chennai Peripheral Ring Road Project (Sections II & III)	211	18,589
	Total		**18,589**
	Grand Total		**4,020,600**

विवरण संख्या 5
Statement No.-5

योजना अवधि-वार सहयता प्राप्तियां, वापसी अदायगी तथा ब्याज अदायगी
PLAN PERIOD- WISE AID RECEIPTS, REPAYMENT AND INTEREST PAYMENT

(रुपए करोड़ में)
(Rs. in Crores)

क्र. संख्या S. No.	योजना अवधि/ श्रेणी Plan Period/Category	निष्पन्न करार का मूल्य Value of Agreement Concluded	प्राप्तियां Receipts	मूल धन की अदायगी Repayment of Principal	ब्याज Interest
1	**First Five Year Plan 1951-1956**				
	Government Grant	137.96	70.18	0.00	0.00
	Government Loan	243.79	121.57	10.50	13.30
	Non-Government Loan	0.00	0.00	0.00	0.00
	Total	**381.75**	**191.75**	**10.50**	**13.30**
2	**Second Five Year Plan 1956-1961**				
	Government Grant	121.46	160.64	0.00	0.00
	Government Loan	2,409.68	1,186.32	55.20	64.00
	Non-Government Loan	0.00	83.24	0.00	0.00
	Total	**2,531.14**	**1,430.20**	**55.20**	**64.00**
3	**Third Five Year Plan 1961-1966**				
	Government Grant	132.58	107.15	0.00	0.00
	Government Loan	2,666.13	2,772.60	305.60	294.54
	Non-Government Loan	0.00	0.00	0.00	0.00
	Total	**2,798.71**	**2,879.75**	**305.60**	**294.54**
4	**Yearly Plan 1966-1967**				
	Government Grant	79.70	97.10	0.00	0.00
	Government Loan	1,426.80	1,034.30	159.70	118.58
	Non-Government Loan	0.00	0.00	0.00	0.00
	Total	**1,506.50**	**1,131.40**	**159.70**	**118.58**
5	**Yearly Plan 1967-1968**				
	Government Grant	16.80	60.70	0.00	0.00
	Government Loan	702.00	1,073.03	177.37	153.47
	Non-Government Loan	0.00	61.87	33.33	0.00
	Total	**718.80**	**1,195.60**	**210.70**	**153.47**
6	**Yearly Plan 1968-1969**				
	Government Grant	68.40	65.20	0.00	0.00
	Government Loan	878.40	728.64	167.67	127.65
	Non-Government Loan	0.00	108.76	68.53	0.00
	Total	**946.80**	**902.60**	**236.20**	**127.65**
7	**Fourth Five Year Plan 1969-1974**				
	Government Grant	196.20	152.80	0.00	0.00
	Government Loan	3,976.00	3,139.94	1,006.66	880.48
	Non-Government Loan	0.00	890.96	577.54	0.00
	Total	**4,172.20**	**4,183.70**	**1,584.20**	**880.48**
8	**Fifth Five Year Plan 1974-1978**				
	Government Grant	1,354.20	883.75	0.00	0.00
	Government Loan	6,153.90	4,615.03	1,431.59	776.58
	Non-Government Loan	0.00	226.25	221.60	90.24
	Total	**7,508.10**	**5,725.03**	**1,653.19**	**866.82**
9	**Yearly Plan 1978-1979**				
	Government Grant	441.10	273.36	0.00	0.00
	Government Loan	1,894.60	822.76	469.70	245.65
	Non-Government Loan	0.00	81.35	54.97	25.67

क्र. संख्या S. No.	योजना अवधि/ श्रेणी Plan Period/Category	निष्पन्न करार का मूल्य Value of Agreement Concluded	प्राप्तियां Receipts	मूल धन की अदायगी Repayment of Principal	ब्याज Interest
	Total	**2,335.70**	**1,177.47**	**524.67**	**271.32**
10	**Yearly Plan 1979-1980**				
	Government Grant	564.40	304.53	0.00	0.00
	Government Loan	1,295.10	973.06	453.15	267.98
	Non-Government Loan	0.00	75.60	50.69	28.93
	Total	**1,859.50**	**1,353.19**	**503.84**	**296.91**
11	**Sixth Five Year Plan 1980-1985**				
	Government Grant	1,564.10	1,780.14	0.00	0.00
	Government Loan	15,197.20	8,713.43	2,592.27	1,686.97
	Non-Government Loan	0.00	409.12	313.58	206.28
	Total	**16,761.30**	**10,902.69**	**2,905.85**	**1,893.25**
12	**Seventh Five Year Plan 1985-1990**				
	Government Grant	2,739.50	2,572.74	0.00	0.00
	Government Loan	41,325.20	18,998.88	6,409.98	5,158.98
	Non-Government Loan	0.00	1,123.49	754.87	327.85
	Total	**44,064.70**	**22,695.11**	**7,164.85**	**5,486.83**
13	**Yearly Plan 1990-1991**				
	Government Grant	522.08	534.25	0.00	0.00
	Government Loan	6,795.28	5,638.58	2,233.59	1,863.36
	Non-Government Loan	806.02	531.46	94.95	90.24
	Total	**8,123.38**	**6,704.29**	**2,328.54**	**1,953.60**
14	**Yearly Plan 1991-1992**				
	Government Grant	1,119.08	918.98	0.00	0.00
	Government Loan	9,785.01	9,116.25	3,495.30	2,762.52
	Non-Government Loan	2,657.25	1,579.56	155.15	243.36
	Total	**13,561.34**	**11,614.79**	**3,650.45**	**3,005.88**
15	**Eigth Five Year Plan 1992-1997**				
	Government Grant	8,821.56	4,830.44	0.00	0.00
	Government Loan	49,157.59	43,451.57	28,097.08	20,000.13
	Non-Government Loan	13,016.97	8,421.44	2,530.64	2,748.27
	Total	**70,996.12**	**56,703.45**	**30,627.72**	**22,748.40**
16	**Ninth Five Year Plan 1997-2002**				
	Government Grant	9,071.28	5,280.29	0.00	0.00
	Government Loan	65,011.71	51,919.93	42,588.30	21,675.33
	Non-Government Loan	14,854.67	14,192.14	5,895.03	4,476.53
	Total	**88,937.66**	**71,392.36**	**48,483.33**	**26,151.86**
17	**Tenth Five Year Plan 2002-2007**				
	Government Grant	16,616.09	11,858.42	0.00	0.00
	Government Loan	114,963.16	81,769.29	83,094.57	23,060.33
	Non-Government Loan	11,289.97	11,238.27	13,848.58	4,412.60
	Total	**142,869.21**	**104,865.98**	**96,943.15**	**27,472.93**
18	**Eleventh Five Year Plan 2007-2012**				
	Government Grant	9,410.98	14,003.98	0.00	0.00
	Government Loan	159,337.17	110,486.86	54,000.02	17,885.00
	Non-Government Loan	45,112.20	23,341.82	6,687.45	2,713.65
	Total	**213,860.35**	**147,832.66**	**60,687.47**	**20,598.65**
19	**Twelfth Five Year Plan 2012-2017**				
	Government Grant	7,027.24	11,988.68	0.00	0.00
	Government Loan	272,466.38	167,879.35	120,440.60	24,753.18
	Non-Government Loan	35,062.28	37,501.58	21,680.54	3,309.16

क्र. संख्या S. No.	योजना अवधि/ श्रेणी Plan Period/Category	निष्पन्न करार का मूल्य Value of Agreement Concluded	प्राप्तियां Receipts	मूल धन की अदायगी Repayment of Principal	ब्याज Interest
	Total	**314,555.90**	**217,369.61**	**142,121.15**	**28,062.34**
20	**For Financial Year 2017-2018**				
	Government Grant	254.19	1,422.37	0.00	0.00
	Government Loan	53,544.62	45,514.78	26,685.27	5,950.76
	Non-Government Loan	1,426.38	4,232.17	4,167.45	842.08
	Total	**55,225.19**	**51,169.33**	**30,852.72**	**6,792.84**
21	**For Financial Year 2018-2019**				
	Government Grant	541.02	835.16	0.00	0.00
	Government Loan	93,480.83	47,669.05	30,738.77	8,149.58
	Non-Government Loan	3,628.04	12,759.70	4,858.86	1,164.72
	Total	**97,649.89**	**61,263.91**	**35,597.63**	**9,314.30**
22	**For Financial Year 2019-2020**				
	Government Grant	69.26	385.92	0.00	0.00
	Government Loan	68,182.82	60,258.35	33,890.91	9,413.66
	Non-Government Loan	6,129.88	7,249.01	6,120.95	1,204.66
	Total	**74,381.95**	**67,893.28**	**40,011.86**	**10,618.32**
23	**For Financial Year 2020-2021**				
	Government Grant	129.27	637.74	0.00	0.00
	Government Loan	151,693.06	117,810.41	34,746.75	8,437.25
	Non-Government Loan	0.00	8,061.74	7,007.59	1,446.70
	Total	**151,822.33**	**126,509.89**	**41,754.34**	**9,883.95**
24	**For Financial Year 2021-2022**				
	Government Grant	2,966.68	1,086.51	0.00	0.00
	Government Loan	101,039.22	76,610.23	35,782.23	6,819.65
	Non-Government Loan	0.00	6,846.21	6,305.60	955.77
	Total	**104,005.89**	**84,542.96**	**42,087.83**	**7,775.42**
25	**For Financial Year 2022-2023**				
	Government Grant	717.91	999.73	0.00	0.00
	Government Loan	105,804.54	88,430.59	39,928.70	12,667.37
	Non-Government Loan	5,835.36	5,601.66	8,369.58	1,189.62
	Total	**112,357.81**	**95,031.98**	**48,298.29**	**13,856.99**
26	**For Financial Year 2023-2024**				
	Government Grant	3,469.76	1,047.62	0.00	0.00
	Government Loan	136,392.98	108,744.29	47,317.13	29,616.74
	Non-Government Loan	1,241.06	4,887.62	6,753.77	1,637.24
	Total	**141,103.80**	**114,679.53**	**54,070.89**	**31,253.98**
27	**For Financial Year 2024-25**				
	Government Grant	159.92	650.65	0.00	0.00
	Government Loan	97419.09	108803.26	55444.16	34155.90
	Non-Government Loan	6516.84	9292.28	12577.35	1897.18
28	**For Financial Year 2025-26**				
	Government Grant	231.46	792.51	0.00	0.00
	Government Loan	123339.62	99891.76	65504.78	32471.86
	Non-Government Loan	1022.36	4095.38	19121.49	1777.39
	Total	**124593.44**	**104779.65**	**84626.27**	**34249.25**
	Grand Total Grants	**68544.18**	**63801.55**	**0.00**	**0.00**
	Grand Total Loans	**1835181.15**	**1431066.80**	**845477.65**	**300258.95**
	Grand Total	**1903725.33**	**1494863.35**	**845477.65**	**300258.95**

(i) In Grand Total, loans includes both Govt. & Non-Govt. Account.

(ii) Exchange Rates adopted:

(a) Authorisation - Average Exchange Rates of respective years.

(b) Receipts & Debt Service Payments - Current Exchange Rates of the time of transaction.

(c) Figure under Interest inclusive of Commitment Charges.

विवरण संख्या - 6
Statement No.-6

वर्ष 2022-2023 से 2025- 2026 तक के सरकारी/गैर-सरकारी ऋणों तथा अनुदानों के संवितरण प्रतिशतांक का दाता-वार ब्योरा
DONOR-WISE DISBURSEMENT PERCENTAGE OF GOVT/NON-GOVT LOANS & GRANTS FROM 2022-2023 TO 2025- 2026

(अमेरिकी डालर, मिलियन में
(**US$ in Millions)**

क्र.संख्या s.no	दाता/ देश/ संस्था Donor/ Country/ Institution	वित्तीय वर्ष /Financial Year 2022-2023			वित्तीय वर्ष /Financial Year 2023-2024			वित्तीय वर्ष /Financial Year 2024-2025			वित्तीय वर्ष/Financial Year 2025-2026		
		01/04/2022 को अनाहरित शेष UnDisb. Balnace 01/04/ 2022	2022-2023 के दौरान संवितरण Disb.During 2022-2023	संवितरण नुपात Disb Ratio	01/04/ 2023 को अनाहरित शेष UnDisb. Balnace 01/04/ 2023	2023-2024 के दौरान संवितरण Disb. During 2023-2024	संवितरण अनुपात Disb Ratio	01/04/2024 को अनाहरित शेष UnDisb. Balnace 01/04/ 2024	2024-2025 के दौरान संवितरण Disb. During 2024-2025	संवितरण अनुपात Disb Ratio	01/04/2025 को अनाहरित शेष UnDisb. Balnace 01/04/2025	2025-26 के दौरान संवितरण Disb. During 2025- 2026	संवितरण अनुपात Disb Ratio
Government Grant													
1	Asian Development Bank	24.77	4.05	16.36	21.35	2.25	10.55	19.10	1.14	5.97	17.96	1.57	8.74
2	European Union	42.51	0.00	0.00	41.84	0.00	0.00	41.94	0.00	0.00	41.68	0.00	0.00
3	Ford Foundation	0.00	0.00	0.00	0.00	0.00	0.00	0.00	0.00	0.00	0.00	0.00	0.00
4	GEF-UNDP	18.37	0.77	4.20	17.60	1.03	5.85	14.87	0.14	0.97	25.45	0.00	0.00
5	Global Fund	592.56	112.12	18.92	885.98	106.36	12.00	779.62	55.56	7.13	731.56	70.25	9.60
6	Germany	114.82	1.45	1.26	123.07	5.26	4.27	112.05	8.83	7.88	114.86	13.14	11.44
7	France	16.13	1.81	11.23	13.99	0.18	1.27	25.26	2.75	10.90	22.33	0.00	0.00
8	Japan	46.11	1.77	3.83	41.75	0.00	0.00	34.76	1.17	3.37	35.78	1.25	3.48
9	United Kingdom	0.00	0.00	0.00	0.00	0.00	0.00	0.00	0.00	0.00	0.00	0.00	0.00
10	International Bank for Reconstruction and Development	25.81	3.24	12.54	22.58	10.79	47.77	11.79	2.40	20.37	14.39	2.56	17.80
11	International Development Association	0.00	0.00	0.00	0.00	0.00	0.00	0.00	0.00	0.00	0.00	0.00	0.00
12	International Fund for Agricultural Development	6.79	0.02	0.35	6.77	0.06	0.94	6.70	1.99	29.64	4.70	0.09	1.86
13	New Development Bank	0.00	0.00	0.00	0.00	0.00	0.00	0.25	0.00	0.00	0.25	0.25	100.00
14	U. N. D.P.	70.48	0.00	0.00	70.71	0.00	0.00	25.42	0.08	0.31	25.34	0.00	0.00
15	UN- FAO	0.01	0.00	0.00	0.01	0.00	0.00	0.01	0.00	0.00	0.01	0.00	0.00
16	UNFPA	39.67	0.00	0.00	39.67	0.00	0.00	39.67	0.00	0.00	39.67	0.00	0.00
	Total	**998.05**	**125.23**	**12.55**	**1,285.33**	**125.92**	**9.80**	**1,111.45**	**74.07**	**6.66**	**1079.99**	**89.11**	**8.25**
Government Loan													
17	Asian Development Bank	10,155.10	2,717.45	26.76	10,379.91	3,075.94	29.63	10,397.00	2,993.65	28.79	12262.71	2,533.44	20.66
18	Asian Infrastructure Investment Bank	4,847.96	859.95	17.74	4,931.26	832.64	16.88	4,183.62	673.14	16.09	4,758.19	1,042.56	21.91
19	European Investment Bank	1,939.75	312.66	16.12	1,584.76	217.02	13.69	2,065.57	418.58	20.26	2,683.02	492.68	18.36
20	Germany	4,179.01	150.30	3.60	5,175.31	379.97	7.34	5,109.01	575.00	11.25	4,868.80	671.51	13.79
21	France	1,248.19	135.69	10.87	1,245.74	113.95	9.15	1,223.68	236.45	19.32	1037.42	284.40	27.41

क्र.संख्या. Sno	दाता/ देश/ संस्था Donor/ Country/ Institution	वित्तीय वर्ष /Financial Year 2022-2023			वित्तीय वर्ष /Financial Year 2023-2024			वित्तीय वर्ष /Financial Year 2024-2025			वित्तीय वर्ष/Financial Year 2025-2026		
		01/04/2022 को अनाहरित शेष UnDisb. Balnace 01/04/ 2022	2022-2023 के दौरान संवितरण Disb.During 2022-2023	संवितरण नुपात Disb. Ratio	01/04/ 2023 को अनाहरित शेष UnDisb. Balnace 01/04/ 2023	2023-2024 के दौरान संवितरण Disb. During 2023-2024	संवितरण अनुपात Disb Ratio	01/04/2024 को अनाहरित शेष UnDisb. Balnace 01/04/ 2024	2024-2025 के दौरान संवितरण Disb. During 2024-2025	संवितरण अनुपात Disb Ratio	01/04/2025 को अनाहरित शेष UnDisb. Balnace 01/04/2025	2025-26 के दौरान संवितरण Disb. During 2025- 2026	संवितरण अनुपात Disb Ratio
22	**Italy**	28.07	0.00	0.00	27.63	0.00	0.00	27.69	0.00	0.00	27.52	0.00	0.00
23	**Japan**	18,549.85	2,854.53	15.39	20,345.18	3,885.41	19.10	15,516.42	3,148.75	20.29	13260.19	3,151.06	23.76
24	**South Korea**	0.00	0.00	0.00	259.67	100.00	38.51	156.69	0.00	0.00	0.00	0.00	0.00
25	**Russian Federation**	6,713.23	626.60	9.33	6,086.62	700.23	11.50	5,386.40	534.01	9.91	4,852.38	512.41	10.56
26	**United States of America**	0.00	0.00	0.00	0.00	0.00	0.00	0.00	0.00	0.00	0.00	0.00	0.00
27	**International Bank for Reconstruction and Development**	11,795.64	2,540.25	21.54	12,707.77	3,322.88	26.15	13,497.94	3,577.71	26.51	13877.90	1,879.40	13.54
28	**International Development Association**	685.28	351.16	51.24	333.23	169.97	51.01	175.06	98.04	56.00	76.58	16.10	21.03
29	**International Fund for Agricultural Development**	344.38	20.05	5.82	289.05	43.56	15.07	345.14	38.18	11.06	352.10	37.41	10.63
30	**New Development Bank**	2,410.35	401.57	16.66	3,314.82	315.88	9.53	3,417.74	526.23	15.40	3123.63	676.91	21.67
31	**OPEC Fund for International Development**	0.00	0.00	0.00	100.00	0.00	0.00	100.00	13.89	13.89	170.11	12.62	7.42
	Total	**62,896.80**	**10,970.21**	**17.44**	**66,780.95**	**13,157.45**	**19.70**	**61,601.98**	**12,833.63**	**20.83**	**61350.53**	**11310.52**	**18.44**
Non-Government Loan													
32	**Asian Development Bank**	163.48	29.68	18.16	133.80	34.42	25.72	769.88	98.50	12.79	656.38	134.87	20.55
33	**European Investment Bank**	196.48	0.00	0.00	193.39	0.00	0.00	193.85	0.00	0.00	192.64	0.00	0.00
34	**Germany**	252.04	19.15	7.60	21.63	0.00	0.00	21.68	0.00	0.00	21.55	0.00	0.00
35	**France**	131.12	0.00	0.00	129.06	108.51	84.08	100.00	0.00	0.00	207.73	90.00	43.33
36	**Japan**	1,068.57	547.49	51.24	444.31	136.04	30.62	254.01	208.79	82.20	44.25	42.86	96.84
37	**International Bank for Reconstruction and Development**	830.91	104.71	12.60	813.81	307.40	37.77	506.41	129.32	25.54	377.55	199.13	52.74
	Total	**2,642.62**	**701.04**	**26.53**	**1,736.00**	**586.37**	**33.78**	**1,845.84**	**436.62**	**23.65**	**1,500.10**	**466.85**	**31.12**

विवरण संख्या - 7
Statement No.- 7

अमेरीकी डालर मैं विदेशी ऋणों के मुकाबले बकाया वर्गीकृत ऋण
CLASSIFIED DEBT OUTSTANDING AGAINST FOREIGN LOANS IN US $

(अमेरिकी डालर, मिलियन में)
(US Dollars in Millions)

स्रोत/ Source	2022-2023	2023-2024	2024-2025	2025-2026
I. MULTILATERAL/बहुपाक्षिक	**71005**	**73980**	**76087**	**75657**
(A) Government Borrowing/सरकारी आदाता :	**63451**	**66682**	**69675**	**70672**
1) Concessional/रियायात	20221	18265	14941	13047
(a) IDA/आई.डी.ए.	18694	16550	14422	12499
(b) Other/अन्य	1527	1715	519	548
(2) Non-Concessional/अरियायात	43230	48417	54733	57625
(a) IBRD/आई.बी.आर.डी.	16506	18799	21189	21579
(b) Other/अन्य	26723	29618	33544	36045
(B) Non-Government Borrowing/गैर-सरकारी आदाता :	**7554**	**7298**	**6413**	**4986**
1) Concessional/रियायात	0	0	0	0
(2) Non-Concessional/अरियायात	7554	7298	6413	4986
(a) Public Sector/लोक क्षेत्र	5061	4933	4657	3374
(a) IBRD/आई.बी.आर.डी.	2929	2972	2902	1726
(b) Other/अन्य	2132	1961	1756	1648
(b) Financial Institutions/आर्थिक संस्था	1893	1765	1382	1401
(a) IBRD/आई.बी.आर.डी.	458	402	119	109
(b) Other/अन्य	1435	1362	1263	1292
(c) Private Sector/निजी क्षेत्र	600	600	373	210
(a) IBRD/आई.बी.आर.डी.	600	600	283	120
(b) Other/अन्य	0	0	90	90
II. BILATERAL/द्विपाक्षिक	**31357**	**32058**	**35340**	**37235**
(A) Government Borrowing/सरकारी आदाता :	**27681**	**28703**	**32197**	**34357**
1) Concessional/रियायात	27681	28703	32197	34357
(2) Non-Concessional/अरियायात	0	0	0	0
(B) Non-Government Borrowing/गैर-सरकारी आदाता :	**3675**	**3355**	**3143**	**2878**
1) Concessional/रियायात	3675	3355	3143	2878
(a) Public Sector/लोक क्षेत्र	2999	2679	2594	2368
(b) Financial Institutions/आर्थिक संस्था	677	568	442	403
(c) Private Sector/निजी क्षेत्र	0	108	108	106
(2) Non-Concessional/अरियायात	0	0	0	0
(a) Public Sector/लोक क्षेत्र	0	0	0	0
(b) Financial Institutions/आर्थिक संस्था	0	0	0	0
(c) Private Sector/निजी क्षेत्र	0	0	0	0
III. IMF/आई.एम.फ.	**0**	**0**	**0**	**0**
IV. EXPORT CREDIT/निर्यात जमा	**0**	**0**	**0**	**0**
(a) Buyer's Credit/खरीदार का जमा	**0**	**0**	**0**	**0**
(b) Supplier's Credit/पूर्तिकार का जमा	**0**	**0**	**0**	**0**
(c) Export credit component of bilateral credit द्विपक्षीक उधार का निर्यात उधार सामग्री	**0**	**0**	**0**	**0**
(d) Export credit for defence perposes रक्षा उद्देश्य का निर्यात उधार	**0**	**0**	**0**	**0**
V. RUPEE DEBT/रुपए ऋण	**48**	**44**	**40**	**34**
(a)Defence/रक्षा	**0**	**0**	**0**	**0**
(b)Civilian/नागरिक	**48**	**44**	**40**	**34**
VI. TOTAL LONG-TERM DEBT (I TO V)	**102410**	**106083**	**111467**	**112926**

विवरण संख्या-8
Statement No-8

वर्ष 2021- 2022 से 2025-2026 तक अनाहरित शेष का सरकार और सरकारी गारंटी का स्रोत-वार ब्योरा (ऋण)
SOURCE WISE DETAILS OF GOVERNMENT AND GOVERNMENT GUARANTEE OF UNDRAWN BALANCE FROM 2021- 2022 To 2025-2026(Loans)

(रुपये करोड़ में)
(Rs. in Crores)

क्र. संख्या S.No	देश/संस्था Country/ Institution	2021- 2022	2022-2023	2023-2024	2024-2025	2025-2026
	Government Loans					
1	Asian Development Bank	65,127.92	61,120.20	60,531.46	63,523.48	90771.03
2	Asian Infrastructure Investment Bank	31,007.38	32,772.21	34,152.13	30,095.72	34,903.04
3	European Investment Bank	12,227.67	13,023.06	11,430.24	13,992.24	22,510.67
4	Germany	20,154.38	32,519.43	40,064.17	38,573.07	42,941.69
5	France	4,981.37	8,938.60	9,456.62	8,388.52	7821.23
6	Italy	213.16	227.03	230.76	235.93	278.40
7	Japan	109,583.58	119,826.66	115,505.79	106,732.10	89705.96
8	South Korea	0.00	1,312.10	1,305.64	0.00	0.00
9	Russian Federation	61,310.58	50,017.93	44,882.63	41,599.96	40,767.88
10	International Bank for Reconstruction and Development	65,469.74	76,057.79	77,805.66	85,131.43	111400.65
11	International Development Association	5,029.95	2,735.10	1,361.36	656.53	565.44
12	International Fund for Agricultural Development	2,167.49	2,655.29	2,042.66	2,631.04	2,959.96
13	New Development Bank	16,916.32	16,507.52	24,988.95	24,789.24	22983.38
14	OPEC Fund for International Development	0.00	0.00	833.26	738.20	1479.35
	Government Total	**394,189.54**	**417,712.92**	**424,591.33**	**417,087.46**	**469088.68**
	Non-Government Loans					
15	Asian Development Bank	1,738.74	1,099.52	828.09	5,755.81	4,898.88
16	Asian Infrastructure Investment Bank	14.43	0.00	0.00	0.00	0.00
17	European Investment Bank	1,492.15	1,589.21	1,615.31	1,651.51	1,948.81
18	Germany	1,914.09	1,875.28	180.68	184.73	217.98
19	France	161.34	1,060.57	174.65	857.31	1,183.78
20	Japan	6,223.33	3,651.20	2,116.55	379.38	11.52
21	International Bank for Reconstruction and Development	5,527.13	5,967.68	4,219.70	3,232.79	1,676.01
	Non-Government Total	**17,071.21**	**15,243.46**	**9,134.98**	**12,061.53**	**9,936.98**
	Grand Total	**411,260.75**	**432,956.38**	**433,726.31**	**429,148.99**	**479025.66**

विवरण संख्या-9
Statement No-9

वर्ष 2021- 2022 से 2025-2026 तक अनाहरित शेष का सरकार और सरकारी गारंटी का स्रोत-वार ब्योरा (अनुदान)
SOURCE WISE DETAILS OF GOVERNMENT AND GOVERNMENT GUARANTEE OF UNDRAWN BALANCE FROM 2021- 2022 To 2025-2026 (Grants)

(रुपये करोड़ में)
(Rs. in Crores)

क्र. संख्या S.No	देश/संस्था Country/ Institution	2021- 2022	2022-2023	2023-2024	2024-2025	2025-2026
	Government Grants					
1	Asian Development Bank	120.68	170.27	159.11	153.93	153.92
2	European Union	322.84	343.84	349.48	357.32	421.64
3	GEF-UNDP	124.51	144.62	138.06	126.24	139.10
4	Global Fund	4,282.44	3,948.16	6,496.25	6,207.45	6,212.05
5	Germany	379.62	916.30	984.24	878.51	1,038.46
6	France	27.51	115.00	115.42	191.46	225.92
7	Japan	350.18	343.10	300.27	290.29	306.63
8	United Kingdom	0.01	0.01	0.01	0.01	0.01
9	International Bank for Reconstruction and Development	196.04	185.54	98.25	80.49	167.47
10	International Development Association	0.01	0.01	0.01	0.01	0.01
11	International Fund for Agricultural Development	11.70	55.61	55.85	40.25	43.29
12	New Development Bank	0.00	0.00	0.00	2.16	0.00
13	U. N. D.P.	535.26	579.19	589.21	217.28	238.08
14	UN- FAO	0.10	0.10	0.11	0.11	0.12
15	UNFPA	301.30	326.03	330.59	340.13	372.69
	Government Total	**6,652.20**	**7,127.78**	**9,616.86**	**8,885.64**	**9419.39**
	Non-Government Grants					
16	Germany	-0.21	-0.22	-0.23	-0.23	-0.27
17	International Bank for Reconstruction and Development	32.07	34.70	32.94	33.89	37.14
	Non-Government Total	**31.86**	**34.48**	**32.71**	**33.66**	**36.87**
	Grand Total	**6,684.06**	**7,162.26**	**9,649.57**	**8,919.30**	**9456.26**

विवरण संख्या-10
Statement No-10

वर्ष 2016-2017 से2025-2026 तक ऋण के उपयोग का स्रोत-वार ब्योरा (केवल सरकारी लेखा पर)

SOURCE-WISE DETAILS OF UTILISATION OF LOANS FROM 2016-2017 To 2025-2026 (ON GOVT. ACCOUNT ONLY)

(रुपये करोड़ में)(Rs. in Crores)

क्र. संख्या S.No	दाता/देश/संस्था Donor/ Country/ Institution	2016-2017	2017-2018	2018-2019	2019-2020	2020-2021	2021-2022	2022-2023	2023-2024	2024-2025	2025-2026
Multilateral											
Government Loans											
1	Asian Development Bank	9,095.07	10,069.47	10,232.92	12,371.82	23,916.94	19,528.79	21,670.10	25,487.97	25,364.96	22,520.99
2	Asian Infrastructure Investment Bank	0.00	374.13	1,220.05	848.04	9,448.69	7,863.59	6,932.94	6,897.30	5,683.98	9,227.68
3	European Investment Bank	730.72	761.41	798.55	1,190.00	936.92	1,130.81	2,558.62	1,813.60	3,543.42	4,433.34
4	International Bank for Reconstruction and Development	6,170.27	6,461.28	7,908.13	15,730.51	26,487.10	17,055.90	20,512.23	27,524.64	30,243.59	16,554.48
5	International Development Association	9,247.42	8,437.19	6,004.64	7,152.29	11,155.82	4,214.93	2,818.15	1,406.26	829.18	142.00
6	International Fund for Agricultural Development	196.21	276.67	282.36	446.85	227.50	232.16	160.89	360.41	322.93	329.94
7	New Development Bank	0.00	137.21	980.75	2,185.89	18,194.14	2,577.59	3,221.75	2,609.17	4,461.95	5,949.56
8	OPEC Fund for International Development	18.65	-0.02	0.00	0.00	0.00	0.00	0.00	0.00	117.57	111.17
	Total	**25,458.33**	**26,517.35**	**27,427.40**	**39,925.39**	**90,367.10**	**52,603.78**	**57,874.68**	**66,099.35**	**70,567.58**	**59,269.15**
Bilateral											
Government Loans											
9	Germany	909.80	1,857.87	1,760.62	2,056.22	6,422.08	1,179.41	1,198.88	3,128.55	4,876.56	5,829.57
10	France	762.16	1,045.15	977.66	1,396.87	2,296.37	453.11	1,116.17	935.67	2,004.14	2,438.40
11	Japan	12,253.07	13,792.86	14,054.47	14,128.39	15,574.67	18,356.15	23,127.72	31,936.52	26,811.50	27,853.52
12	South Korea	0.00	0.00	0.00	0.00	0.00	0.00	0.00	831.36	0.00	0.00
13	Russian Federation	1,618.07	2,301.55	3,448.90	2,751.48	3,150.18	4,017.79	5,113.14	5,812.84	4,543.47	4,501.12
	Total	15,543.10	18,997.43	20,241.65	20,332.96	27,443.31	24,006.46	30,555.91	42,644.94	38,235.68	40,622.61
	Grand Total	**41,001.43**	**45,514.78**	**47,669.05**	**60,258.35**	**117,810.41**	**76,610.23**	**88,430.59**	**108,744.29**	**108,803.26**	**99,891.76**

विवरण संख्या-11
Statement No-11

वर्ष 2016- 2017 से 2025-2026 तक मूलधन की दर अदायगी का स्रोत-वार ब्योरा (केवल सरकारी ऋण)
SOURCE-WISE REPAYMENT OF PRINCIPAL FROM 2016- 2017 To 2025-2026
(Only Government Loans)

(रुपये करोड़ में)(Rs. in Crores)

क्र. संख्या Sl No	दाता/देश/संस्था Donor/ Country/ Institution	2016-2017	2017-2018	2018-2019	2019-2020	2020-2021	2021-2022	2022-2023	2023-2024	2024-2025	2025-2026
Multilateral											
1	Asian Development Bank	3,266.40	3,412.75	4,009.89	4,895.34	6,159.22	6,992.56	7,270.96	9,907.88	13,610.34	16,439.99
2	Asian Infrastructure Investment Bank	0.00	0.00	0.00	0.00	0.00	0.00	211.49	552.92	1,239.64	2,159.44
3	E.E. C.(SAC)	8.13	8.20	9.18	8.85	9.21	9.81	9.03	9.75	10.06	10.87
4	European Investment Bank	0.00	0.00	0.00	0.00	26.87	77.51	154.80	302.04	421.87	474.47
5	United States of America	0.00	5.14	0.00	0.00	0.00	0.00	0.00	0.00	0.00	0.00
6	International Bank for Reconstruction and Development	5,553.30	5,444.53	6,204.91	6,688.17	7,073.16	7,468.03	7,852.83	8,535.12	10,088.06	12,989.01
7	International Development Association	10,565.14	11,110.36	12,968.69	13,803.45	12,009.67	11,336.92	15,217.45	17,287.01	18,736.19	20,225.30
8	International Fund for Agricultural Development	92.25	91.48	103.72	128.49	167.68	176.43	205.82	237.73	247.36	273.35
9	New Development Bank	0.00	0.00	0.00	0.00	0.00	76.79	299.56	563.94	741.00	1,476.29
10	OPEC Fund for International Development	12.12	11.67	15.58	15.87	16.20	16.48	17.74	18.23	18.76	14.93
	Total	**19,497.34**	**20,084.12**	**23,311.98**	**25,540.17**	**25,462.00**	**26,154.54**	**31,239.67**	**37,414.62**	**45,113.28**	**54,063.65**
Bilateral											
11	Germany	1,125.41	928.64	1,112.62	1,163.76	1,328.80	1,896.46	1,767.86	2,259.43	2,687.28	3,241.31
12	France	113.85	173.75	225.43	292.44	397.26	477.88	528.07	651.02	695.20	969.78
13	Japan	4,514.71	4,612.58	5,140.70	5,939.04	6,494.39	6,305.05	6,231.50	6,410.21	6,812.07	7,053.16
14	Russian Federation	761.57	728.11	771.12	781.74	899.58	853.62	60.56	484.54	62.61	63.94
15	Switzerland	1.95	0.33	0.16	0.00	0.00	0.00	0.00	0.00	0.00	0.00
16	United States of America	180.07	157.72	176.75	173.77	164.71	94.69	101.04	97.30	73.72	112.95
	Total	**6,697.55**	**6,601.14**	**7,426.79**	**8,350.75**	**9,284.74**	**9,627.69**	**8,689.03**	**9,902.50**	**10,330.89**	**11,441.13**
	Grand Total	**26,194.89**	**26,685.27**	**30,738.77**	**33,890.92**	**34,746.75**	**35,782.23**	**39,928.70**	**47,317.13**	**55,444.16**	**65,504.78**

विवरण संख्या-12
Statement No-12

वर्ष 2016-2017 से 2025-2026 तक ब्याज (प्रतिबद्धता प्रभार सहित) के भुगतान का स्रोत-वार ब्यौरा (केवल सरकारी लेखा पर)
SOURCE-WISE DETAILS OF PAYMENT OF INTEREST (INCLUDING COMMITMENT CHARGES) FROM 2016-2017 To 2025-2026 (ON GOVT.ACCOUNT ONLY)

(रुपये करोड़ में) **(Rs. in Crores)**

क्र. संख्य S.No	प्रदाता/देश/संस्था Donor/ Country/ Institution	2016-2017	2017-2018	2018-2019	2019-2020	2020-2021	2021-2022	2022-2023	2023-2024	2024-2025	2025-2026
Multilateral											
Government Loans											
1	Asian Development Bank	895.76	1,309.26	2,239.81	2,836.47	1,810.84	940.97	3,138.52	9,646.78	11,172.15	10,436.26
2	Asian Infrastructure Investment Bank	0.00	11.18	41.30	104.61	161.04	196.93	665.81	1,947.97	2,510.03	2,503.15
3	E.E. C.(SAC)	0.45	0.60	0.25	0.24	0.17	0.29	0.14	0.09	0.08	0.04
4	European Investment Bank	0.00	2.14	3.43	5.69	10.18	9.16	40.99	340.43	547.75	523.72
5	United States of America	0.00	0.15	0.00	0.00	0.00	0.00	0.00	0.00	0.00	0.00
6	International Bank for Reconstruction and Development	879.91	1,215.38	1,976.49	2,445.63	1,673.42	1,091.33	3,467.79	8,538.26	10,870.58	10,338.26
7	International Development Association	1,445.13	1,519.31	1,674.66	1,707.66	1,872.41	1,812.50	1,809.13	2,820.91	2,812.25	2,546.91
8	International Fund for Agricultural Development	21.23	21.93	26.41	29.65	36.04	37.93	40.03	45.18	58.37	69.23
9	New Development Bank	0.00	6.34	21.48	95.69	265.76	331.46	1,059.51	2,117.72	2,384.05	2,395.11
10	OPEC Fund for International Development	3.98	3.79	3.83	3.49	3.14	2.78	2.53	4.24	5.32	11.88
	Total	**3,246.47**	**4,090.09**	**5,987.66**	**7,229.13**	**5,833.00**	**4,423.35**	**10,224.44**	**25,461.56**	**30,360.56**	**28,824.56**
Bilateral											
Government Loans											
11	Germany	173.58	150.10	171.80	172.43	210.40	243.95	227.05	367.10	415.53	503.31
12	France	36.57	46.94	54.40	63.01	75.36	77.22	123.30	377.75	444.36	444.00
13	Japan	1,480.24	1,424.58	1,601.42	1,656.21	1,756.47	1,772.70	1,565.16	1,536.36	1,575.15	1,656.62
14	South Korea	0.00	0.00	0.00	0.00	0.00	0.00	0.00	0.00	8.40	8.93
15	Russian Federation	171.94	210.19	308.05	271.57	545.36	290.09	517.06	1,866.42	1,346.94	1,032.79
16	Switzerland	0.07	0.02	0.00	0.00	0.00	0.00	0.00	0.00	0.00	0.00
17	United States of America	35.41	28.84	26.25	21.30	16.66	12.34	10.35	7.55	4.95	1.63
	Total	**1,897.81**	**1,860.68**	**2,161.92**	**2,184.52**	**2,604.25**	**2,396.30**	**2,442.93**	**4,155.18**	**3,795.34**	**3,647.30**
	Grand Total	**5,144.28**	**5,950.76**	**8,149.58**	**9,413.66**	**8,437.25**	**6,819.65**	**12,667.37**	**29,616.74**	**34,155.90**	**32,471.86**

विवरण संख्या-13
Statement No-13

वर्ष 2016-2017 से 2025-2026 तक (प्रतिबद्धता प्रभार) का स्रोत-वार भुगतान (केवल सरकारी लेखा पर)
SOURCE-WISE PAYMENT OF COMMITMENT CHARGES FROM 2016-2017 To 2025-2026 (ON GOVT.ACCOUNT ONLY)

(रुपये करोड़ में) (Rs. in Crores)

क्र. संख्या S.No.	प्रदाता/देश/संस्था Donor/ Country/ Institution	2016-2017	2017-2018	2018-2019	2019-2020	2020-2021	2021-2022	2022-2023	2023-2024	2024-2025	2025-2026
1	Asian Development Bank	60.39	57.79	60.31	69.66	71.06	72.37	97.72	86.32	83.73	90.58
2	Asian Infrastructure Investment Bank	0.00	3.21	7.09	19.19	29.92	40.40	71.62	94.08	83.22	71.51
3	Germany	9.17	12.06	15.42	19.10	24.36	31.52	35.61	44.11	56.56	75.48
4	France	0.00	0.00	0.00	0.00	0.00	0.00	0.00	0.00	0.00	0.53
5	Japan	35.31	26.66	23.34	20.48	18.28	14.50	9.35	6.37	3.57	1.46
6	International Bank for Reconstruction and Development	16.95	64.96	96.01	117.00	145.36	149.45	170.82	177.68	183.13	142.39
7	International Development Association	0.00	0.00	0.00	0.00	0.00	0.08	0.00	0.00	0.00	0.00
8	New Development Bank	0.00	0.00	0.46	1.84	7.56	13.64	24.23	22.00	26.61	18.26
9	OPEC Fund for International Development	0.00	0.00	0.00	0.00	0.00	0.00	0.00	0.00	2.82	1.86
	Total	**121.81**	**164.68**	**202.62**	**247.27**	**296.53**	**321.95**	**409.35**	**430.56**	**439.64**	**402.06**

विवरण संख्या-14
Statement No-14

वर्ष 2022-2023 से 2025-2026 तक (गैर - सरकारी लेखा) के स्त्रोतवार अनुमोदन, उपयोग, मूलधन का पुर्नभुगतान और ब्याज का भुगतान

SOURCE-WISE AUTHORISATION, UTILISATION, REPAYMENT OF PRINCIPAL & PAYMENT OF INTEREST FROM 2022-2023 To 2025-2026 (NON-GOVT. ACCOUNT)

(रुपये करोड़ में)(Rs. in Crores)

क्र. संख्या S.NO.	देश/संस्था Country/ institution	निष्पन्न करार का मूल्य / उपयोग Value of Agreement concluded / Utilisation				पुर्नभुगतान / ब्याज Repayments / Interest			
		2022-2023	2023-2024	2024-2025	2025-2026	2022-2023	2023-2024	2024-2025	2025-2026
1	Asian Development Bank	0.00	0.00	5,671.05	0.00	2,039.93	2,139.60	2,142.74	2,041.21
		245.03	282.97	854.64	1,169.78	328.76	618.10	663.12	674.09
2	Asian Infrastructure Investment Bank	0.00	0.00	0.00	0.00	98.47	101.46	104.77	110.22
		-10.61	0.00	0.00	0.00	12.75	10.65	8.87	7.13
3	European Investment Bank	0.00	0.00	0.00	0.00	11.08	0.00	0.00	0.00
		0.00	0.00	0.00	0.00	0.00	0.00	0.00	0.00
4	France	836.40	0.00	845.79	1,022.36	62.48	53.06	49.97	1,283.55
		0.00	895.19	0.00	769.96	4.12	5.81	5.25	19.20
5	Germany	0.00	0.00	0.00	0.00	1,111.76	779.42	2,733.53	785.98
		153.50	0.00	0.00	0.00	128.31	101.55	80.69	69.00
6	International Bank for Reconstruction and Development	3,169.99	1,241.06	0.00	0.00	2,314.57	2,712.84	6,743.71	14,016.25
		823.69	2,548.92	1,055.21	1,781.20	491.90	835.49	1,100.45	959.86
7	International Fund for Agricultural Development	0.00	0.00	0.00	0.00	5.73	3.00	3.00	12.72
		0.00	0.00	0.00	0.00	0.79	0.39	0.37	0.37
8	Japan	1,828.97	0.00	0.00	0.00	2,725.56	964.40	799.63	871.56
		4,390.07	1,160.54	7,382.42	374.43	222.99	65.25	38.44	47.73
	Total	**5,835.36**	**1,241.06**	**6,516.84**	**1,022.36**	**8,369.58**	**6,753.77**	**12,577.35**	**19,121.49**
	Grand Total	**5,601.66**	**4,887.62**	**9,292.28**	**4,095.38**	**1,189.62**	**1,637.24**	**1,897.18**	**1,777.39**

विवरण संख्या-15
Statement No-15

पिछले दस वर्षों के दौरान विदेशी ऋणों पर स्त्रोत-वार बकाया देनदारी (सरकारी लेखा)
SOURCE-WISE DEBT OUTSTANDING LIABILITY ON FOREIGN LOANS FOR THE LAST TEN YEARS (GOVT ACCOUNT)

(रुपये करोड़ में) (Rs. in Crores)

क्र. संख्या S.NO.	प्रदाता/देश/संस्था Donor/ Country/ Institution	2016-2017	2017-2018	2018-2019	2019-2020	2020-2021	2021-2022	2022-2023	2023-2024	2024-2025	2025-2026
Multilateral											
Government Loans											
1	Asian Development Bank	70,151	76,809	87,612	103,062	117,207	135,231	161,223	179,159	196,187	220,857
2	Asian Infrastructure Investment Bank	0	374	1,608	2,643	11,724	20,230	28,747	35,537	41,075	52,509
3	E.E. C.(SAC)	103	109	99	91	89	79	71	64	57	53
4	European Investment Bank	702	1,609	2,328	3,728	4,703	5,617	8,488	10,133	13,538	20,101
5	International Bank for Reconstruction and Development	60,691	61,659	67,247	82,795	99,214	113,576	135,744	156,759	181,784	202840
6	International Development Association	154,050	160,972	157,188	162,506	161,408	157,206	153,737	138,007	123,731	117,484
7	International Fund for Agricultural Development	2,423	2,786	3,003	3,578	3,638	3,749	3,915	4,038	4,227	4,809
8	New Development Bank	0	139	1,113	3,512	21,226	24,762	29,793	32,276	36,979	45,343
9	OPEC Fund for International Development	149	137	131	126	106	94	84	67	169	288
	Total	**288,270**	**304,594**	**320,328**	**362,041**	**419,317**	**460,546**	**521,801**	**556,038**	**597,745**	**664,284**
Bilateral											
Government Loans											
1	Germany	12,597	15,398	15,466	17,433	22,928	21,747	22,615	23,902	26,614	34,245
2	France	2,957	4,345	4,913	6,422	8,470	8,262	9,403	9,852	11,409	15,122
3	Italy	2	2	2	2	2	2	2	3	3	3
4	Japan	97,433	112,650	122,498	144,456	147,581	148,400	169,381	172,817	199,976	228,108
5	South Korea	0	0	0	0	0	0	0	834	858	940
6	Russian Federation	5,848	7,453	10,505	13,562	15,722	19,664	26,367	32,121	37,591	45942
7	Switzerland	0	0	0	0	0	0	0	0	0	0
8	United States of America	1,010	846	725	605	425	348	274	180	111	0
	Total	**119,849**	**140,694**	**154,109**	**182,482**	**195,129**	**198,424**	**228,042**	**239,709**	**276,561**	**324361**
	Grand Total	**408,119**	**445,287**	**474,437**	**544,522**	**614,446**	**658,969**	**749,843**	**795,747**	**874,306**	**988645**

विवरण संख्या-16
Statement No-16

पिछले दस वर्षों के दौरान, विदेशी ऋणों पर स्त्रोत-वार बकाया देनदारी (गैर-सरकारी लेखा)
SOURCE-WISE DEBT OUTSTANDING LIABILITY ON FOREIGN LOANS FOR THE LAST TEN YEARS (NON GOVT ACCOUNT)

(रुपये करोड़ में) (Rs. in Crores)

क्र. संख्या S No.	प्रदाता/देश/संस्था Donor/ Country/ Institution	2016-2017	2017-2018	2018-2019	2019-2020	2020-2021	2021-2022	2022-2023	2023-2024	2024-2025	2025-2026
Multilateral											
Non Government Loans											
1	Asian Development Bank	21,123	22,021	26,282	28,645	27,996	28,041	28,510	26,986	26,035	27,896
2	Asian Infrastructure Investment Bank	0	0	214	514	666	614	553	459	367	287
3	European Investment Bank	0	0	0	0	0	166	165	168	171	202
4	International Bank for Reconstruction and Development	23,901	24,354	27,102	30,153	29,784	31,708	32,789	33,141	28,341	18,377
5	International Fund for Agricultural Development	113	116	112	115	110	106	105	102	102	101
	Multilateral Total	**45,136**	**46,491**	**53,710**	**59,428**	**58,556**	**60,635**	**62,123**	**60,855**	**55,017**	**46,865**
Bilateral											
Non Government Loans											
6	Germany	8,144	8,225	10,047	9,576	9,091	7,958	7,475	6,821	4,137	4,053
7	France	161	164	138	126	1,775	1,695	1,738	2,617	2,624	2,559
8	Japan	10,933	11,236	13,040	15,717	16,253	17,046	21,013	18,539	20,207	20,436
	Bilateral Total	**19,237**	**19,625**	**23,225**	**25,419**	**27,120**	**26,699**	**30,225**	**27,977**	**26,967**	**27,048**
	Grand Total	**64,374**	**66,116**	**76,934**	**84,847**	**85,676**	**87,335**	**92,348**	**88,832**	**81,984**	**73,913**

विवरण संख्या -17

Statement No.-17

विदेशी ऋणों और अनुदानों का प्राधिकरण (सरकारी एंव गैर-सरकारी)
AUTHORISATION OF EXTERNAL LOANS & GRANTS (GOVT & NON-GOVT)

(रुपए करोड़ में)

(Rs. in Crores)

Country/ Institute	2018-2019			2019-2020			2020-2021			2021-2022			2022-2023			2023-2024			2024-2025			2025-2026		
देश/संस्था	Loan ऋण	Grant अनुदान	Total जोड़	Loan ऋण	Grant अनुदान	Total जोड़	Loan ऋण	Grant अनुदान	Total जोड़	Loan ऋण	Grant अनुदान	Total जोड़	Loan ऋण	Grant अनुदान	Total जोड़	Loan ऋण	Grant अनुदान	Total जोड़	Loan ऋण	Grant अनुदान	Total जोड़	Loan ऋण	Grant अनुदान	Total जोड़
Multilateral																								
Asian Development Bank	24058	35	24093	15775	0	15775	28962	74	29036	31131	0	31131	14512	71	14583	25215	17	25232	33021	0	33021	43907	0	43907
Asian Infrastructure Investment Bank	6942	0	6942	2372	0	2372	16242	0	16242	20304	0	20304	7672	0	7672	7817	0	7817	719	0	719	13364	0	13364
European Investment Bank	0	0	0	3542	0	3542	3033	0	3033	3461	0	3461	2509	0	2509	0	0	0	5805	0	5805	4861	0	4861
GEF-UNDP	0	0	0	0	0	0	0	0	0	0	0	0	0	16	16	0	0	0	0	0	0	0	0	0
Global Fund	0	454	454	0	0	0	0	0	0	0	2627	2627	0	0	0	0	3355	3355	0	0	0	0	0	0
International Bank for Reconstruction and Development	21677	0	21677	20112	0	20112	31030	0	31030	18464	0	18464	29782	0	29782	33486	0	33486	38734	0	38734	37678	97	37775
International Development Association	0	0	0	1764	0	1764	7105	0	7105	836	0	836	666	0	666	468	0	468	266	0	266	0	0	0
International Fund for Agricultural Development	0	0	0	0	0	0	281	10	291	499	0	499	1104	42	1146	0	0	0	846	0	846	404	0	404
New Development Bank	8582	0	8582	2124	0	2124	25542	0	25542	596	0	596	3263	0	3263	11054	0	11054	3542	2	3544	7232	0	7232
OPEC Fund for International Development	0	0	0	0	0	0	0	0	0	0	0	0	0	0	0	827	0	827	0	0	0	0	0	0
U. N. D.P.	0	0	0	0	0	0	0	0	0	0	0	0	0	0	0	0	2	2	0	38	38	741	0	741
Total	**61259**	**489**	**61748**	**45689**	**0**	**45689**	**112195**	**84**	**112279**	**75291**	**2627**	**77918**	**59508**	**129**	**59637**	**78867**	**3374**	**82241**	**82933**	**40**	**82973**	**108187**	**97**	**108284**
Bilateral																								
Germany	971	53	1024	3620	69	3689	10663	45	10708	5038	73	5111	11726	493	12219	10145	96	10241	3084	0	3084	3563	118	3681
France	1982	0	1982	606	0	606	3900	0	3900	0	0	0	5345	95	5440	1312	0	1312	2595	107	2702	1861	0	1861
Japan	32897	0	32897	24399	0	24399	24936	0	24936	20709	266	20975	33748	0	33748	46483	0	46483	15324	12	15336	10752	17	10769
South Korea	0	0	0	0	0	0	0	0	0	0	0	0	1312	0	1312	827	0	827	0	0	0	0	0	0
Total	**35850**	**53**	**35903**	**28625**	**69**	**28694**	**39499**	**45**	**39544**	**25747**	**339**	**26086**	**52131**	**588**	**52719**	**58767**	**96**	**58863**	**21003**	**119**	**21122**	**16176**	**135**	**16311**
Grand Total	**97109**	**542**	**97651**	**74314**	**69**	**74383**	**151694**	**129**	**151823**	**101038**	**2966**	**104004**	**111639**	**717**	**112356**	**137634**	**3470**	**141104**	**103936**	**159**	**104095**	**124363**	**232**	**124595**

विवरण संख्या-18
Statement No.-18

विदेशी ऋणों के संबंध में वर्ष 2016-2017 से वर्ष 2025-2026 तक की अवधि के दौरान उपयोग, मूलधन की अदायगी तथा ब्याज के भुगतान का वर्ष-वार ब्यौरा
YEAR-WISE UTILISATION, REPAYMENT OF PRINCIPAL AND PAYMENT OF INTEREST FROM 2016-2017 TO 2025-2026 IN RESPECT OF EXTERNAL LOANS

(रुपये करोड़ में) ***(Rs. in Crores)***

क्र. संख्या/ S. No	वित्तीय बर्ष / Fin. Year	उपयोग /Utilisation			मूलधन की अदायगी /Repayment of Principal			ब्याज की अदायगी /Payment of Interest		
		सरकारी / Govt.	गैर-सरकारी/ Non-Govt.	जोड़ / Total	Govt. सरकारी	Non-Govt. गैर-सरकारी	जोड़ Total	सरकारी Govt.	गैर-सरकारी Non-Govt.	जोड़ Total
1	2016-2017	41001.43	6663.6	47,665.03	26194.89	5123.97	31,318.86	5144.28	689.63	5,833.91
2	2017-2018	45514.78	4232.17	49,746.95	26685.27	4167.46	30,852.72	5950.76	842.08	6,792.85
3	2018-2019	47669.05	12759.7	60,428.75	30738.77	4858.87	35,597.64	8149.58	1164.72	9,314.30
4	2019-2020	60258.36	7249.01	67,507.36	33890.92	6120.95	40,011.87	9413.66	1204.66	10,618.32
5	2020-2021	117810.41	8061.74	125,872.15	34746.75	7007.59	41,754.34	8437.26	1446.7	9,883.95
6	r 2021-22	76610.23	6846.21	83,456.45	35782.24	6305.6	42,087.83	6819.65	955.77	7,775.42
7	r 2022-23	88430.59	5601.66	94,032.25	39928.7	8369.58	48,298.29	12667.37	1189.62	13,856.99
8	r 2023-24	108744.29	4887.62	113,631.91	47317.13	6753.77	54,070.90	29616.74	1637.24	31,253.98
9	r 2024-25	108803.27	9292.28	118,095.54	55444.16	12577.35	68,021.52	34155.9	1897.18	36,053.08
10	r 2025-26	99891.76	4095.38	103,987.14	65504.78	19121.49	84,626.27	32471.86	1777.39	34,249.25

विवरण संख्या-19
Statement No-19

वर्ष 2016-2017 से वर्ष 2025-2026 तक भारत सरकार द्वारा प्राप्त विदेशी अनुदान सहायता का वर्ष-वार ब्यौरा
YEAR-WISE EXTERNAL GRANT ASSISTANCE RECEIVED BY GOVERNMENT OF INDIA FROM 2016-2017 TO 2025-2026

(रुपये करोड़ में) ***(Rs. in Crores)***

क्र. संख्या / S No.	वित्तीय वर्ष / Financial Year	रोकड़ अनुदान /Cash Grant		कुल अनुदान / Total Grant Amount
		रोकड़ अनुदान / Cash Grant	अन्य मंत्रालय / Other Ministries	
1	2016-2017	945.23	32.22	977.45
2	2017-2018	1,402.05	20.32	1,422.37
3	2018-2019	827.44	7.73	835.17
4	2019-2020	362.50	23.42	385.92
5	2020-2021	629.30	8.44	637.74
6	r 2021-22	1,086.51	0.00	1,086.51
7	r 2022-23	999.73	0.00	999.73
8	r 2023-24	1,047.62	0.00	1,047.62
9	r 2024-25	649.98	0.67	650.65
10	r 2025-26	792.51	0.00	792.51

विवरण संख्या-20
Statement No.-20

वर्ष 2016-2017 से वर्ष 2025-2026 तक की अवधि के दौरान अनुदानों का उपयोग
UTILIZATION OF GRANTS DURING 2016-2017 TO 2025-2026

(रुपये करोड़ में) ***(Rs. in Crores)***

क्र. संख्या / S. no	देश/संस्था /Country Institution	2016-2017	2017-2018	2018-2019	2019-2020	2020-2021	2021-2022	2022-2023	2023-2024	2024-2025	2025-2026
Government Grants											
1	Asian Development Bank	7.00	5.35	16.22	11.98	2.65	33.93	32.55	18.66	9.69	13.68
2	European Union	70.44	189.33	0.00	0.00	0.00	0.00	0.00	0.00	0.00	0.00
3	GEF-UNDP	7.64	11.33	19.38	6.45	14.54	7.75	6.19	10.15	5.90	0.00
4	Global Fund	734.87	1,096.85	646.39	249.94	410.52	862.65	893.83	884.04	489.05	625.99
5	Germany	23.45	21.18	5.76	15.76	15.11	19.13	11.87	43.75	74.29	116.92
6	France	-0.16	0.00	6.49	0.46	1.46	15.03	15.41	1.55	23.56	0.00
7	Japan	36.02	0.00	46.75	0.00	29.37	30.39	13.79	0.00	10.20	10.99
8	United Kingdom	-0.25	0.00	0.00	0.00	0.00	0.00	0.00	0.00	0.00	0.00
9	United States of America	65.20	77.96	86.45	70.84	155.66	117.64	25.90	88.95	20.49	22.00
10	International Bank for Reconstruction and Development	1.02	0.05	0.00	7.08	0.00	0.00	0.19	0.53	16.80	0.77
11	International Fund for Agricultural Development	0.00	0.00	0.00	0.00	0.00	0.00	0.00	0.00	0.00	2.16
12	U. N. D.P.	32.22	20.32	7.73	23.42	8.44	0.00	0.00	0.00	0.67	0.00
Total		**977.45**	**1,422.37**	**835.17**	**385.92**	**637.74**	**1,086.51**	**999.73**	**1,047.62**	**650.65**	**792.51**

विवरण संख्या-21
Statement No.-21

विदेशी ऋण सहायता स्थिति के विश्लेषण का सार (सरकारी लेखा)
SUMMARY OF ANALYSIS OF EXTERNAL LOAN ASSISTANCE POSITION (GOVT ACCOUNT)

(रुपये करोड़ में) ***(Rs. in Crores)***

क्र. संख्या / S. no	ब्यौरा Particulars	2016-2017	2017-2018	2018-2019	2019-2020	2020-2021	2021-2022	2022-2023	2023-2024	2024-2025	2025-2026
1	Total Debt Outstanding(कुल बकाया ऋण)	408,118.93	445,287.43	474,437.40	544,522.36	614,446.03	658,969.32	749,842.78	795,746.99	874,307.64	988,644.65
2	Total Disbursement(कुल संवितरण)	41,978.88	46,937.16	48,504.21	60,644.27	118,448.14	77,696.75	89,430.32	109,791.91	109,453.91	100,684.27
	(a)of which loan disbursement जिसका मे ऋण संवितरण	41,001.43	45,514.78	47,669.05	60,258.35	117,810.41	76,610.23	88,430.59	108,744.29	108,803.26	99,891.76
	(b)Grants (अनुदान)	977.45	1,422.37	835.16	385.92	637.74	1,086.51	999.73	1,047.62	650.65	792.51
3	Grants/Loans (ऋण/अनुदान)(%)	2.38	3.13	1.75	0.64	0.54	1.42	1.13	0.96	0.60	0.79
4	Total Payments (कुल अदायगी)	31,339.17	32,636.03	38,888.35	43,304.56	43,184.00	42,601.88	52,596.07	76,933.87	89,600.06	97,976.64
	(a)of which amortization/ जिसका परिशोधन	26,194.89	26,685.27	30,738.77	33,890.91	34,746.75	35,782.23	39,928.70	47,317.13	55,444.16	65,504.78
	(b)Interest (ब्याज)	5,144.28	5,950.76	8,149.58	9,413.66	8,437.25	6,819.65	12,667.37	29,616.74	34,155.90	32,471.86
5	Total Payments/Total Disbursements(%) मूलधन की कुल अदायगी/ कुल संवितरण (%)	74.65	69.53	80.18	71.41	36.46	54.83	58.81	70.07	81.86	97.31
6	Amortization / Total Disbursements (%) परशिोधन/कुल संवतिरण (प्रतशित)	62.40	56.85	63.37	55.88	29.33	46.05	44.65	43.10	50.66	65.06
7	Average Interest Rate औसत ब्याज दर	1.26	1.34	1.72	1.73	1.37	1.03	1.69	3.72	3.91	3.29
8	Average Maturity (Years) औसत परिपक्वत्ता (वर्षों)	26.00	26.00	25.00	25.00	25.00	25.00	24.00	24.00	24.00	24.00
9	Average Interest on new commitments (Loan)(%) नई प्रतिबद्धताओं पर औसत ब्याज (ऋण (%)	2.70	2.70	2.70	2.70	2.70	2.70	2.70	2.70	2.70	2.70
10	Average Maturity on new commitments(Loan)(Years) नई प्रतिवद्धतायें (ऋण) मे औसत पूर्णता	14.43	18.09	18.32	17.12	16.63	15.99	16.35	17.33	16.40	16.71

अवधि के अंत में बकाया

Outstandings as at end of the period

विवरण संख्या-22
Statement No.-22

वर्ष 2021-2022 से वर्ष 2025-2026 तक के दौरान दिसम्बर, 1971 से पूर्व की अन्तरराष्ट्रीय मुद्रा कोष समता दरों, औसत विनिमय दरों और वित्तीय वर्ष के अंत में विनिमय दरों को दर्शाने वाला विवरण

STATEMENT SHOWING PRE - DECEMBER 1971 IMF PARITY RATES, AVERAGE EXCHANGE RATES DURING 2021- 2022 TO 2025-2026 AND EXCHANGE RATES AT THE END OF THE FINANCIAL YEAR

क्र. संख्या S.No	देश/संस्था / Country/ institution	मुद्रा Currency	आई.एम.एफ. की समानता दर IMF Parity Rate	औसत विनिमय दर (खरीदी), अवधि के लिए Average Exchange rate (Buying) for the period					विनिमय दर (बिक्री), वर्ष के अंत में Exchange rate (Selling) at end of year@				
				2021-2022	2022-2023	2023-2024	2024-2025	2025-2026	2021-2022	2022-2023	2023-2024	2024-2025	2025-2026
1	European Investment Bank/ Germany/ France/ Netherlands	Euros	8.0000	86.5299	83.6402	89.7793	90.6995	102.2356	83.5199	88.9556	90.4154	92.4399	109.0727
2	IDA, ADB, IBRD and Others***	U S Dollars	7.5000	74.4663	80.2529	82.7371	84.5794	88.1908	76.0031	82.2368	83.3859	85.7910	93.9957
3	International Fund for Agricultural Develop-ment	Special Drawing Right	10.0000	105.3241	106.4434	110.2314	111.8679	120.4854	104.8088	110.6006	110.3912	113.4501	128.3881
4	Japan	Japanese Yen	0.0210	0.6632	0.5947	0.5743	0.5552	0.5861	0.6157	0.6295	0.5509	0.5715	0.5920
5	South Korea	Wons	0.0000	0.0000	0.0610	0.0607	0.0005	0.0378	0.0000	0.0710	0.0691	0.0000	0.0000
6	United Kingdom	British Pound Sterling	18.0000	101.7527	96.7554	104.0340	107.8316	118.2365	99.5489	101.3240	105.4165	110.7477	125.9825

*** *डेवलेपमेंट गेटवे फाउंडेशन/फोर्ड फाउंडेशन/ग्लोबल फंड/हंगरी/इराक/ईरान/संयुक्त राज्य अमरीका/ आईडीएफ (डब्ल्यू बी)/आईएलओ/आईएमएफ/अंतरराष्ट्रीय शर्करा संगठन/ओपेक/यूएनडीपी/यूएन-एफएओ/यूएनएफपीए/यूनिसेफ/संयुक्त राष्ट्र महिला विकास निधि/ सार्वभौम डाक संघ/विश्व खाद्य कार्यक्रम/ विश्व स्वास्थ्य संगठन*

@ *वित्तीय वर्ष के आखिरी दिन का उल्लेख दिया गया है।*

***Development Gateway Foundation/Ford Foundation/Global Fund/Hungary/Iraq/Iran/United States of America/I D F (WB)/I.L.O/IMF Trust/International Sugar Organisation/OPEC/U. N. D.P./UN- FAO/UNFPA/UNICEF/United Nations Dev. Fund for Women/Universal Postal Union/World Food Programme/World Health Organisation

@Refers to the last day of the financial year.

विवरण संख्या-23
Statement No.-23

वर्ष 2016-2017 से वर्ष 2025-2026 तक सरकारी ऋणों तथा अनुदानों का क्षेत्र-वार संवितरण
SECTOR WISE DISBURSEMENT OF GOVT. LOANS AND GRANTS FROM 2016-2017 TO 2025-2026

(रुपये करोड़ में) ***(Rs. in Crores)***

क्र. संख्या Sno	क्षेत्र Sector	2016- 2017	2017- 2018	2018- 2019	2019- 2020	2020- 2021	2021- 2022	2022- 2023	2023-2024	2024-2025	2025-2026
1	Agriculture	708.76	824.90	1,181.85	1,404.63	1,423.12	2,093.04	1,747.29	2,584.89	1,888.04	1,504.69
2	Energy - Atomic Energy	1,618.07	2,301.55	3,448.90	2,751.48	3,150.18	4,017.79	5,113.14	5,812.84	4,543.47	4,501.12
3	Energy Sector - Power	2,503.13	2,713.02	2,643.51	3,036.07	4,083.55	5,326.75	3,985.03	5,936.61	6,370.72	11,620.00
4	Energy Sector General	2,426.81	325.84	298.67	2,030.39	93.00	49.49	186.44	476.26	0.88	0.00
5	Energy Sector-Non Conventional Energy	5.79	46.88	130.43	23.51	19.10	6.87	18.21	12,448.24	12,588.31	1,363.30
6	Environment and Forestry	780.57	1,135.10	1,395.64	1,418.02	730.24	431.13	629.85	824.60	1,187.81	992.32
7	Financial Sector	0.00	2,049.53	1,801.48	3,611.34	6,979.21	411.01	6,783.61	1,775.87	2,386.03	1,871.68
8	Flood Recovery	0.00	2.46	39.38	73.37	0.00	0.00	0.00	0.00	0.00	0.00
9	Health Sector	2,100.16	2,286.86	1,712.21	2,169.92	57,156.20	24,060.82	9,867.07	4,279.98	7,951.48	5,593.45
10	Industry and Finance	261.94	285.09	0.00	0.00	0.00	1,862.61	0.00	0.00	0.00	3.18
11	Information Technology	0.00	0.00	0.00	0.00	0.00	0.00	0.00	0.00	0.00	0.99
12	Infrastructure Sector-Port	33.84	43.72	139.78	97.18	120.74	0.00	0.00	0.00	0.00	10.91
13	Infrastructure Sector-Railway	3,410.35	2,912.64	4,632.93	5,268.75	6,840.03	9,082.95	16,048.07	20,600.21	14,126.32	15,636.91
14	Infrastructure Sector-Road	6,147.76	5,784.32	6,341.79	6,591.84	9,129.08	8,955.46	9,822.39	12,177.59	9,555.05	8,321.00
15	Infrastructure Sector-General	768.22	1,297.83	1,232.38	1,564.65	2,470.70	339.73	1,916.83	4,275.22	3,323.56	533.13
16	Inland Water Transport	0.00	8.47	368.27	264.58	101.59	125.88	285.25	365.18	520.69	416.27
17	Law and justice and public administration	369.32	0.00	-87.40	0.00	0.00	0.00	0.00	0.00	0.00	0.00
18	Natural Disaster Management	922.60	845.74	727.71	795.62	937.93	1,252.98	877.65	582.32	223.94	180.71
19	Others	15.88	0.00	0.00	0.00	0.00	0.00	0.00	0.00	0.00	0.00
20	Panchayati Raj	0.00	310.86	342.75	224.98	249.69	60.59	111.02	75.07	0.00	0.00
21	Rural Development	2,648.32	3,164.31	3,716.34	3,091.17	3,950.18	2,704.96	2,955.06	2,452.58	2,289.40	3,231.84
22	Science & Technology	0.00	0.00	21.78	107.06	113.78	58.89	78.15	73.35	31.81	25.75
23	Skill Development	0.00	113.58	388.42	737.65	1,208.89	733.08	1,007.51	823.47	672.32	438.52
24	Social	587.49	504.41	295.82	364.40	189.98	203.21	245.34	398.26	1,304.70	495.68
25	Social Protection	0.00	0.00	0.00	0.00	0.00	0.00	0.00	831.36	0.00	5.29
26	Social Sector Education	2,273.05	1,767.24	1,374.93	1,475.02	1,569.15	1,386.78	3,826.95	2,064.30	2,971.66	2,772.59
27	Structural Adj. Sector/F.Disb.	0.00	35.28	38.95	51.07	37.97	35.26	0.00	0.00	0.00	0.00
28	Tourism	0.00	0.00	0.00	0.00	0.00	6.39	11.58	48.39	149.60	294.14
29	Tribal Development	0.00	0.00	0.00	0.00	0.00	0.00	0.00	2.90	48.72	162.82
30	Urban Development	10,295.71	13,254.64	12,490.05	14,148.09	5,088.11	6,296.30	8,699.57	10,405.09	10,654.04	8,620.85
31	Urban Transport	0.00	0.00	0.00	0.00	4,368.40	3,321.35	8,543.08	12,447.54	19,467.06	25,334.61
32	Water Resources Management	1,789.36	1,972.66	2,274.32	2,372.23	3,363.65	3,150.54	4,390.25	5,163.67	4,370.11	3,515.18
33	Water Supply and Sanitation	2,311.10	2,949.14	1,552.08	6,971.26	5,073.66	1,722.93	2,280.98	2,866.13	2,828.18	3,237.36
34	Water, sanitation and flood protection	0.67	1.09	1.27	0.00	0.00	0.00	0.00	0.00	0.00	0.00
Grand Total:		**41,978.88**	**46,937.16**	**48,504.21**	**60,644.28**	**118,448.14**	**77,696.75**	**89,430.32**	**109,791.91**	**109,453.91**	**100,684.27**

विवरण संख्या-24
Statement No.-24

वर्ष 2021-2022 से वर्ष 2025-2026 तक अनाहरित शेष का क्षेत्र-वार ब्यौरा (ऋण)
SECTOR WISE DETAILS OF UNDRAWN BALANCE FROM 2021-2022 TO 2025-2026 (LOANS)

(रुपये करोड़ में) ***(Rs. in Crores)***

क्र. संख्या S. No	देश/संस्था Country/ Institution	2021- 2022	2022- 2023	2023- 2024	2024-2025	2025-2026
	Government Loans					
1	Agriculture	12,618.21	11,186.64	9,311.59	16,186.13	21,866.64
2	Energy - Atomic Energy	61,310.58	50,017.93	44,882.63	41,599.96	40,767.88
3	Energy Sector-Non Conventional Energy	50.22	33.21	0.00	9.09	5,170.88
4	Energy Sector General	1,846.60	1,689.20	14.09	14.62	15.14
5	Environment and Forestry	6,489.77	8,088.97	8,126.04	10,093.86	18,007.59
6	Energy Sector - Power	24,005.31	28,152.90	29,092.92	25,833.15	29,135.39
7	Financial Sector	3,821.99	9,659.37	10,091.80	9,934.94	8,888.82
8	Governance	0.00	0.00	0.00	0.00	751.49
9	Health Sector	20,383.47	23,187.54	22,293.00	20,401.95	29,913.04
10	Industry and Finance	0.00	0.00	0.00	1,285.96	1,405.51
11	Infrastructure Sector-General	1,864.88	3,328.37	2,337.30	2,020.10	1,962.37
12	Infrastructure Sector- Port	530.50	532.75	466.24	843.73	883.63
13	Infrastructure Sector- Road	44,437.79	46,719.08	44,683.22	40,167.54	45,830.62
14	Infrastructure Sector- Railway	29,088.33	38,271.65	43,241.13	33,872.36	20,544.57
15	Information Technology	0.00	0.00	0.00	0.00	431.02
16	Inland Water Transport	2,882.48	2,826.19	2,307.72	1,753.60	1,474.34
17	Natural Disaster Management	2,520.43	1,597.07	841.08	2,517.26	4,337.34
18	Panchayati Raj	239.27	146.45	0.00	0.00	0.00
19	Rural Development	12,256.37	12,178.36	14,938.32	15,162.82	8,343.01
20	Science & Technology	634.08	606.24	370.76	227.46	222.91
21	Skill Development	3,921.04	3,435.03	2,302.50	2,088.49	2,801.22
22	Social Protection	0.00	0.00	0.00	300.06	323.15
23	Social	1,559.19	2,797.77	4,048.37	4,560.24	5,856.85
24	Social Sector Education	12,870.71	11,945.63	12,354.80	11,380.80	29,995.60
25	Technical Cooeperation	0.00	0.00	1,304.47	1,353.21	1,401.67
26	Tourism	25.44	15.69	1,459.40	2,738.00	4,597.88
27	Tribal Development	0.00	0.00	1,163.65	1,147.92	1,085.33
28	Urban Development	42,036.98	41,951.61	47,079.29	55,905.56	55,494.48
29	Urban Transport	60,631.02	69,665.79	73,942.27	73,742.19	83,491.40
30	Water Resources Management	23,100.20	26,096.79	24,615.52	19,692.99	18,559.91
31	Water Supply and Sanitation	25,064.68	23,582.72	23,323.22	22,253.47	25,528.99
	Government Total	**394,189.54**	**417,712.95**	**424,591.33**	**417,087.46**	**469,088.67**
	Non-Government Loans					
32	Energy Sector-Non Conventional Energy	987.26	915.28	828.09	783.41	374.07
33	Energy Sector General	4,348.22	4,519.39	3,398.03	4,724.41	4,051.84
34	Energy Sector - Power	3,139.41	2,246.71	1,758.38	444.01	181.82
35	Financial Sector	1,383.22	1,658.64	494.77	1,044.89	1,404.71
36	Industry and Finance	311.82	184.24	0.00	0.00	0.00
37	Infrastructure Sector-General	4,714.02	1,643.62	383.22	4,388.11	3,884.61
38	Infrastructure Sector- Railway	1,217.56	2,013.33	521.16	300.17	31.35
39	Urban Development	969.70	2,062.26	1,751.32	376.53	8.56
	Non-Government Total	**17,071.21**	**15,243.47**	**9,134.97**	**12,061.53**	**9,936.96**
	Grand Total	**411,260.75**	**432,956.42**	**433,726.30**	**429,148.99**	**479,025.63**

विवरण संख्या-25
Statement No.-25

वर्ष 2021-2022 से वर्ष 2025-2026 तक अनाहरित शेष का क्षेत्र-वार ब्यौरा (अनुदान)
SECTOR WISE DETAILS OF UNDRAWN BALANCE FROM 2021-2022 TO 2025-2026 (Grants)

(रुपये करोड़ में) ***(Rs. in Crores)***

क्र. संख्या S.No.	देश/संस्था Country/ Institution	2021- 2022	2022- 2023	2023- 2024	2024-2025	2025-2026
	Government Grants					
1	Agriculture	44.98	224.79	208.91	172.04	124.86
2	Energy Sector-Non Conventional Energy	33.61	36.37	36.88	23.37	25.60
3	Energy Sector General	71.41	90.31	90.49	92.01	103.54
4	Environment and Forestry	232.78	238.23	176.34	159.60	358.77
5	Energy Sector - Power	262.21	282.37	278.56	315.13	387.24
6	Financial Sector	16.69	17.77	18.07	16.27	12.86
7	Flood Recovery	0.00	35.55	36.13	36.94	43.59
8	Health Sector	5,020.02	4,741.02	7,259.43	6,969.90	7,061.61
9	Industry and Finance	2.41	2.61	2.65	2.72	2.98
10	Infrastructure Sector-General	170.94	215.79	192.42	181.65	201.53
11	Infrastructure Sector- Railway	0.00	0.00	40.65	41.56	49.04
12	Justice Access Strengthening	0.37	0.40	0.40	0.42	0.46
13	Others	-2.47	-2.67	-2.71	-2.78	-3.05
14	Rural Development	49.62	96.04	94.73	80.68	84.44
15	Science & Technology	5.73	6.10	6.20	6.34	7.48
16	Social	466.85	504.50	511.66	64.36	71.26
17	Social Sector Education	10.10	10.93	11.09	17.77	25.04
18	Urban Development	215.91	383.58	410.31	458.40	569.85
19	Urban Transport	18.36	19.55	19.87	20.32	45.77
20	Water Resources Management	21.61	40.56	40.29	40.21	45.27
21	Water Supply and Sanitation	11.06	183.96	184.51	188.76	201.23
	Government Total	**6,652.19**	**7,127.76**	**9,616.88**	**8,885.67**	**9,419.37**
	Non-Government Grants					
22	Agriculture	-0.05	-0.05	-0.05	-0.05	-0.06
23	Energy Sector General	32.40	35.05	35.55	36.57	40.07
24	Energy Sector - Power	0.63	0.69	0.70	0.72	0.78
25	Health Sector	0.00	0.01	0.01	0.01	0.01
26	Infrastructure Sector-General	-0.99	-1.08	-3.33	-3.43	-3.76
27	Rural Development	-0.02	-0.02	-0.02	-0.02	-0.02
28	Social	-0.06	-0.06	-0.06	-0.06	-0.08
29	Urban Development	-0.03	-0.03	-0.03	-0.03	-0.03
30	Water Supply and Sanitation	-0.03	-0.04	-0.04	-0.04	-0.04
	Non-Government Total	**31.85**	**34.47**	**32.73**	**33.67**	**36.87**
	Grand Total	**6,684.04**	**7,162.23**	**9,649.61**	**8,919.34**	**9,456.24**

विवरण संख्या-26
Statement No.-26

वर्ष 2017-2018 से वर्ष 2025-2026 तक सरकारी ऋणों/अनुदानों के संवितरण-स्थिति का राज्य-वार ब्यौरा (सरकारी लेखा)
STATE WISE DISBURSEMENT POSITION OF GOVT. LOANS/GRANTS FROM 2017-2018 TO 2025-2026 (GOVT. ACCOUNT)

(रुपये करोड़ में) ***(Rs. in Crores)***

क्र. संख्या S. No	राज्य State	2017- 2018	2018- 2019	2019- 2020	2020- 2021	2021- 2022	2022- 2023	2023-2024	2024-2025	2025-2026
1	Andhra Pradesh	1,310.33	1,364.65	1,917.02	1,570.99	1,131.47	2,347.71	944.45	4,575.97	3,274.63
2	Assam	880.09	634.11	1,381.65	999.69	1,402.44	1,381.79	2,201.23	4,023.97	4,329.04
3	Bihar	1,412.34	2,308.49	1,705.00	1,824.33	1,381.94	1,623.56	1,826.92	1,746.03	1,302.26
4	Central	24,962.93	25,982.23	32,312.87	88,150.55	50,433.18	55,941.74	70,337.62	63,605.59	52,682.86
5	Chandigarh	0.00	0.00	0.00	0.00	0.00	0.00	0.00	0.91	0.00
6	Chhattisgarh	463.70	435.87	278.83	284.97	422.08	651.22	458.03	274.15	21.19
7	Goa	85.08	80.62	47.40	45.71	54.62	0.00	0.00	0.00	0.00
8	Gujarat	912.85	1,367.80	778.26	1,839.63	206.89	1,817.37	1,212.87	3,291.63	3,927.69
9	Haryana	166.14	109.42	103.35	32.72	8.60	0.00	2.65	0.00	538.87
10	Himachal Pradesh	608.57	564.42	678.32	649.61	826.94	922.90	1,457.32	1,314.25	1,506.28
11	Jammu and Kashmir	294.20	39.38	73.37	0.00	0.00	0.00	0.00	0.00	8.99
12	Jharkhand	250.29	226.08	415.50	622.27	521.14	651.45	565.41	192.78	486.62
13	Karnataka	1,623.37	989.41	539.96	1,477.55	1,729.40	1,701.60	2,187.14	2,308.41	2,044.54
14	Kerala	465.42	274.28	2,089.18	1,140.43	469.35	595.79	896.76	926.79	1,146.24
15	Madhya Pradesh	1,859.65	3,672.64	4,749.53	5,165.50	3,983.00	3,246.16	2,502.02	2,800.73	1,757.16
16	Maharashtra	271.58	116.07	976.24	2,551.29	3,970.74	3,321.43	4,025.64	4,051.87	5,000.97
17	Manipur	-	-	8.08	237.08	225.79	575.56	416.40	570.18	422.91
18	Meghalaya	91.86	135.30	167.33	362.17	228.29	564.75	836.39	574.49	860.05
19	Mizoram	77.15	106.94	201.19	154.23	73.52	59.03	107.94	96.44	93.84
20	Multi State	1,979.39	1,434.03	1,226.68	1,003.47	717.03	2,425.15	4,858.40	5,160.60	5,987.04
21	Nagaland	6.16	35.79	80.77	66.70	171.28	142.64	194.76	176.04	132.30
22	Odisha	806.12	724.30	932.09	742.62	659.68	881.47	958.32	587.44	342.57
23	Puducherry	0.00	49.61	0.00	0.00	0.00	0.00	0.00	0.00	0.00
24	Punjab	455.77	1,263.44	103.57	17.84	233.55	179.12	200.49	246.98	311.87
25	Rajasthan	1,541.16	2,400.29	4,223.06	1,531.30	1,353.87	1,450.89	2,522.67	2,384.43	1,548.63
26	Sikkim	38.40	40.63	7.85	40.37	8.01	25.12	13.71	182.47	205.71
27	Tamil Nadu	2,398.68	1,827.47	1,872.79	4,602.29	4,837.94	5,547.49	6,353.27	5,690.37	7,619.70
28	Telangana	6.50	3.16	0.00	0.00	0.00	0.00	0.00	0.00	0.00
29	Tripura	16.89	0.00	3.04	17.31	64.46	82.70	353.32	438.45	729.97
30	Uttar Pradesh	1,059.16	616.56	1,255.02	1,391.34	923.30	915.72	530.31	726.33	758.67
31	Uttarakhand	1,188.48	767.01	606.46	791.44	673.56	902.97	872.22	1,435.16	1,421.77
32	West Bengal	1,704.91	934.20	1,909.87	1,134.77	984.67	1,471.68	2,955.68	2,071.46	2,221.90
Grand Total		**46,937.16**	**48,504.21**	**60,644.25**	**118,448.15**	**77,696.75**	**89,427.02**	**109,791.91**	**109,453.92**	**100,684.27**

विवरण संख्या-27
Statement No.-27

वर्ष 2019-2020 से वर्ष 2025-2026 की अवधि के दौरान असंवितरित विदेशी ऋणों/अनुदानों का राज्य-वार ब्यौरा (सरकारी लेखा में)
STATE WISE UNDISBURSED FOREIGN LOANS/GRANTS FOR THE PERIOD 2019-2020 TO 2025-2026 (ON GOVT. ACCOUNT)

(रुपये करोड़ में) ***(Rs. in Crores)***

क्र. संख्या S.No.	राज्य State	2019- 2020	2020- 2021	2021- 2022	2022- 2023	2023-2024	2024-2025	2025-2026
1	Andhra Pradesh	16,802.60	18,997.63	20,290.10	17,551.23	17,854.53	26,532.42	17,939.34
2	Assam	8,165.58	10,469.33	12,863.45	20,469.65	22,514.38	25,952.85	38,634.12
3	Bihar	9,207.64	5,385.69	3,835.14	3,391.46	4,016.42	2,953.18	1,842.47
4	Central	188,787.45	194,630.13	194,707.06	194,152.13	186,845.98	162,915.16	162,964.20
5	Chandigarh	0.00	0.00	0.00	0.00	0.00	547.49	0.00
6	Chhattisgarh	2,704.91	2,995.29	3,212.72	2,810.65	4,720.59	4,244.62	4,303.81
7	Goa	278.41	223.91	155.62	0.00	0.00	0.00	0.00
8	Gujarat	3,761.03	1,881.57	7,258.43	10,738.44	17,674.53	14,899.75	13,099.99
9	Haryana	1,605.46	1,510.06	1,393.98	0.00	1,956.51	0.00	4,361.24
10	Himachal Pradesh	6,099.97	6,611.75	6,463.53	7,610.21	8,838.01	9,830.67	9,308.47
11	Jammu and Kashmir	1,747.23	0.00	0.00	0.00	0.00	0.00	930.21
12	Jharkhand	5,098.65	3,636.23	4,086.47	3,584.32	2,465.75	2,095.16	1,773.02
13	Karnataka	7,848.01	6,816.68	7,427.70	6,030.05	6,458.32	5,595.36	7,809.04
14	Kerala	3,050.81	2,701.87	5,689.79	7,295.17	7,750.59	8,727.55	13,206.99
15	Madhya Pradesh	25,955.75	21,489.11	18,803.74	14,024.52	13,724.19	10,748.02	12,277.50
16	Maharashtra	17,511.71	22,528.99	22,000.01	25,840.00	23,256.15	26,706.57	52,343.43
17	Manipur	138.00	2,173.52	2,030.29	1,645.29	2,791.38	2,291.16	5,810.11
18	Meghalaya	1,925.30	3,256.25	3,382.76	3,480.16	3,556.12	4,354.83	4,578.42
19	Mizoram	440.48	271.21	485.91	1,088.63	806.75	736.94	2,072.18
20	Multi State	3,279.08	10,347.53	19,352.91	22,849.41	23,549.33	25,461.10	20,174.13
21	Nagaland	1,009.13	1,370.48	1,213.43	1,162.14	1,370.58	1,240.22	1,063.41
22	Odisha	8,657.55	6,864.20	5,988.49	5,297.35	3,847.48	3,335.42	3,137.69
23	Puducherry	0.00	0.00	0.00	0.00	0.00	0.00	0.00
24	Punjab	853.55	448.33	1,825.15	3,025.57	2,794.13	3,279.36	6,827.96
25	Rajasthan	7,424.87	9,673.80	8,225.05	12,633.13	12,725.63	10,401.04	8,958.47
26	Sikkim	182.06	136.03	137.79	116.51	923.90	1,963.50	3,613.97
27	Tamil Nadu	26,309.54	24,103.28	28,548.58	33,738.43	34,545.13	34,299.93	33,292.46
28	Telangana	0.00	0.00	0.00	0.00	0.00	0.00	0.00
29	Tripura	847.97	1,030.45	1,371.79	3,201.14	4,804.74	4,499.94	4,946.91
30	Uttar Pradesh	4,996.95	4,785.11	3,974.45	5,575.93	3,394.13	5,539.35	10,145.40
31	Uttarakhand	4,895.86	3,775.59	4,493.28	5,596.75	9,861.91	12,083.61	15,186.32
32	West Bengal	7,331.06	9,662.90	11,624.15	11,404.70	9,320.22	10,506.85	15,859.08
Grand Total		**366,916.63**	**377,776.92**	**400,841.75**	**424,312.98**	**432,367.34**	**421742.05**	**476,460.33**

विवरण संख्या-28
Statement No.-28

वर्ष 2022-2023 से वर्ष 2025-2026 तक मूलधन का स्त्रोत-वार प्राधिकरण, उपयोग, अदायगी और ब्याज का भुगतान (सरकारी लेखा में बैक-टू-बैक ऋण तथा अनुदान)

SOURCE-WISE AUTHORISATION, UTILIZATION, REPAYMENT OF PRINCIPAL & PAYMENT OF INTEREST FROM 2022-2023 TO 2025-2026 (BACK-TO-BACK LOAN & GRANT ON GOVT. ACCOUNT)

(रुपये करोड़ में) (Rs. in Crores)

क्र. संख्या	देश/संस्था	निष्पन्न करार का मूल्य / उपयोग Value of Agreement concluded / Utilisation				वापसी अदायगी / ब्याज भुगतान (प्रतिबद्धता प्रभार सहित) Repayments of Loans/ Interest Payment (Including Commitment Charges)			
S.No.	**Country/ institution**	**2022- 2023**	**2023- 2024**	**2024-2025**	**2025-2026**	**2022- 2023**	**2023- 2024**	**2024-2025**	**2025-2026**
Loans									
1	Asian Development Bank	7,503.65	8,398.81	15,148.98	14,299.06	3,393.46	3,961.89	5,021.19	6,133.76
		10,989.28	12,993.94	14,683.00	10,646.00	1,659.94	4,973.80	5,895.13	5,640.86
2	Asian Infrastructure Investment Bank	2,006.32	7,816.59	718.92	9,015.92	211.49	224.51	304.18	681.08
		3,247.86	3,640.28	3,523.45	7,616.42	243.57	635.58	898.60	1,021.45
3	European Investment Bank	1,254.60	0.00	0.00	0.00	0.00	0.00	0.00	0.00
		0.00	0.00	0.00	1,564.13	0.00	0.00	0.00	22.83
4	Germany	9,116.78	2,064.92	0.00	1,518.20	812.23	1,089.77	1,174.71	1,494.69
		1,072.96	1,680.67	2,194.86	1,868.18	116.01	126.42	131.80	164.47
5	France	2,007.37	0.00	0.00	0.00	27.35	29.16	30.66	47.41
		115.41	271.69	432.57	334.14	3.10	19.12	34.73	45.08
6	Japan	1,677.15	6,655.74	5,560.64	4,745.94	1,693.16	1,548.80	1,571.25	1,672.60
		2,153.81	4,403.26	3,610.20	5,424.90	306.95	283.24	304.94	330.70
7	South Korea	1,312.10	0.00	0.00	0.00	0.00	0.00	0.00	0.00
		0.00	0.00	0.00	0.00	0.00	0.00	0.00	0.00
8	International Bank for Reconstruction and Development	8,843.87	13,691.23	17,062.82	21,248.54	2,678.40	3,159.19	3,874.73	4,473.94
		7,893.93	7,969.99	9,613.46	8,722.78	1,332.73	3,356.29	4,031.23	3,765.70
9	International Development Association	0.00	0.00	0.00	0.00	2,068.58	2,353.39	2,881.79	3,578.33
		1,253.58	382.40	125.99	0.26	499.56	915.51	929.95	810.68
10	International Fund for Agricultural Development	96.30	0.00	0.00	0.00	73.38	76.24	88.00	104.48
		57.94	122.58	72.43	56.23	18.18	21.52	26.24	28.17
11	New Development Bank	3,263.33	8,867.10	718.92	6,446.74	299.56	563.94	640.11	703.02
		1,676.15	1,367.40	2,583.33	3,489.56	345.43	696.56	799.16	848.67
12	OPEC Fund for International Development	0.00	827.37	0.00	0.00	13.33	13.70	14.15	14.93
		0.00	0.00	117.57	111.17	2.29	4.08	5.25	11.88
Total		**37,081.47**	**48,321.76**	**39,210.28**	**57,274.40**	**11,270.95**	**13,020.59**	**15,600.77**	**18,904.25**
		28,460.90	**32,832.22**	**36,956.86**	**39,833.77**	**4,527.75**	**11,032.12**	**13,057.03**	**12,690.50**
Grant									
1	Asian Development Bank	55.21	0.00	0.00	0.00	0.00	0.00	0.00	0.00
		31.96	7.70	1.13	10.83	0.00	0.00	0.00	0.00
2	Germany	430.75	19.75	0.00	97.12	0.00	0.00	0.00	0.00
		5.76	30.59	56.70	90.40	0.00	0.00	0.00	0.00
3	Japan	0.00	0.00	0.00	0.00	0.00	0.00	0.00	0.00
		13.79	0.00	0.00	0.00	0.00	0.00	0.00	0.00
4	International Bank for Reconstruction and Development	0.00	0.00	0.00	44.10	0.00	0.00	0.00	0.00
		25.90	47.99	0.00	0.00	0.00	0.00	0.00	0.00
5	International Fund for Agricultural Development	42.13	0.00	0.00	0.00	0.00	0.00	0.00	0.00
		0.19	0.24	16.36	0.77	0.00	0.00	0.00	0.00
Total		**528.09**	**19.75**	**0.00**	**141.22**	**0.00**	**0.00**	**0.00**	**0.00**
		77.60	**86.53**	**74.19**	**102.00**	**0.00**	**0.00**	**0.00**	**0.00**

विवरण संख्या-29
Statement No.-29

वर्ष 2023-2024 से वर्ष 2025-2026 तक राज्य-वार उपयोग, अनाहरित शेष और ब्याज की अदायगी (सरकारी लेखा में बैक-टू-बैक ऋण तथा अनुदान)
STATE-WISE UTILIZATION, UNDRAWN BALANCES & PAYMENT OF INTEREST FROM 2023- 2024 TO 2025-2026 (BACK-TO-BACK LOAN & GRANT ON GOVT. ACCOUNT)

(रुपये करोड़ में) (Rs. in Crores)

क्र. संख्या	राज्य	संवितरण (उपयोग) (Disbursement) Utilisation						ब्याज भुगतान (प्रतिबद्धता प्रभार सहित) Interest Payments(Including Commitment Charges)			अनाहरित शेष Undrawn Balance					
Sno	State	2023- 2024		2024- 2025		2025-2026		2023-2024	2024-2025	2025-2026	2023- 2024		2024- 20245		2025-2026	
		ऋण Loans	अनुदान Grant	ऋण Loans	अनुदान Grant	ऋण Loans	अनुदान Grant	ऋण Loans	ऋण Loans	ऋण Loans	ऋण Loans	अनुदान Grant	ऋण Loans	अनुदान Grant	ऋण Loans	अनुदान Grant
1	Andhra Pradesh	918.70	25.75	4,540.95	35.01	3,208.24	66.39	643.17	725.35	700.75	17,686.74	167.79	26,396.77	135.64	17,849.16	90.18
2	Bihar	1,826.92	0.00	1,746.02	0.00	1,302.26	0.00	967.00	1,088.63	1,000.03	4,016.42	0.00	2,953.18	0.00	1,842.47	0.00
3	Central	0.00	0.00	0.00	0.00	1,653.15	0.00	0.00	0.00	25.48	1,355.00	0.00	3,177.65	0.00	1,767.39	0.00
4	Chhattisgarh	458.03	0.00	274.15	0.00	21.19	0.00	218.47	267.84	228.70	4,720.59	0.00	4,244.62	0.00	4,303.81	0.00
5	Goa	0.00	0.00	0.00	0.00	0.00	0.00	8.10	7.98	7.45	0.00	0.00	0.00	0.00	0.00	0.00
6	Gujarat	1,212.87	0.00	3,291.63	0.00	3,927.69	0.00	415.99	542.87	627.00	17,648.49	0.00	14,872.96	0.00	13,070.64	0.00
7	Haryana	2.65	0.00	0.00	0.00	538.87	0.00	86.72	87.91	82.56	1,956.51	0.00	2,020.56	0.00	4,314.27	46.97
8	Jharkhand	565.40	0.00	192.78	0.00	486.62	0.00	234.35	266.57	236.72	2,465.75	0.00	2,095.16	0.00	1,773.02	0.00
9	Karnataka	2,187.14	0.00	2,308.41	0.00	2,044.53	0.00	614.79	728.28	712.56	6,402.00	56.32	5,536.93	58.42	7,748.52	60.52
10	Kerala	896.76	0.00	923.99	2.80	1,137.15	9.10	293.29	326.18	308.06	7,682.83	61.43	8,661.10	59.94	13,138.97	60.88
11	Madhya Pradesh	2,499.86	2.17	2,800.14	0.59	1,756.32	0.83	1,980.95	2,151.24	1,931.25	13,640.67	26.00	10,662.86	25.98	12,182.90	29.75
12	Maharashtra	4,025.39	0.24	4,035.51	16.36	5,000.20	0.77	779.14	1,083.90	1,164.41	21,177.86	126.33	24,585.53	112.74	50,014.07	128.86
13	Multi State	4,728.14	47.99	5,155.69	0.00	5,979.12	0.00	1,020.05	1,292.32	1,311.40	23,549.31	0.02	19,026.38	0.02	13,354.66	47.00
14	Odisha	958.32	0.00	585.97	1.47	332.43	10.15	202.14	218.68	208.30	3,829.83	18.07	3,318.88	16.98	3,128.81	9.39
15	Punjab	200.49	0.00	246.98	0.00	311.87	0.00	222.13	229.77	196.12	2,794.12	0.00	3,279.36	0.00	6,827.96	0.00
16	Rajasthan	2,522.67	0.00	2,384.43	0.00	1,548.63	0.00	948.34	1,119.24	1,074.02	12,676.47	0.00	10,350.46	0.00	8,903.05	0.00
17	Tamil Nadu	6,343.78	9.49	5,673.55	16.83	7,605.26	14.44	1,407.26	1,739.03	1,782.71	34,153.80	374.66	33,924.08	358.71	32,821.91	451.77
18	Telangana	0.00	0.00	0.00	0.00	0.00	0.00	1.03	3.67	0.86	1,304.47	0.00	1,353.21	0.00	1,401.67	0.00
19	Uttar Pradesh	530.31	0.00	726.33	0.00	758.67	0.00	311.72	362.68	334.54	3,394.12	0.00	5,539.35	0.00	10,145.40	0.00
20	West Bengal	2,954.79	0.89	2,070.33	1.13	2,221.58	0.33	677.48	814.91	757.59	9,063.83	22.22	10,245.68	21.73	15,498.86	77.97
Total		**32,832.22**	**86.53**	**36,956.86**	**74.19**	**39,833.77**	**102.00**	**11,032.12**	**13,057.03**	**12,690.50**	**189,518.82**	**852.83**	**192,244.72**	**790.16**	**220,087.55**	**1,003.28**

विवरण संख्या-30
Statement No.-30

वर्ष 2023-2024 से वर्ष 2025-2026 तक क्षेत्र-वार उपयोग, अनाहरित शेष और ब्याज की अदायगी (सरकारी लेखा में बैक-टू-बैक ऋण तथा अनुदान)
SECTOR-WISE UTILISATION, UNDRAWN BALANCES & PAYMENT OF INTEREST FROM 2023- 2024 To 2025-2026 (BACK-TO-BACK LOAN & GRANT ON GOVT. ACCOUNT)

(रुपये करोड़ में) ***(Rs. in Crores)***

क्र. सं.	क्षेत्र	संवितरण (उपयोग) (Disbursement) Utilisation						ब्याज भुगतान (प्रतिबद्धता प्रभार सहित) Interest Payments(Including Commitment Charges)			अनाहरित शेष Undrawn Balance					
Sno	Sector	2023- 2024		2024-2025		2025-2026		2023- 2024	2024-2025	2025-2026	2023- 2024		2024-2025		2025-2026	
		ऋण Loans	अनुदान Grant	ऋण Loans	अनुदान Grant	ऋण Loans	अनुदान Grant	ऋण Loans	ऋण Loans	ऋण Loans	ऋण Loans	अनुदान Grant	ऋण Loans	अनुदान Grant	ऋण Loans	अनुदान Grant
1	Agriculture	1,625.87	18.93	1,200.02	35.01	775.46	66.39	328.46	468.90	445.41	6,031.89	167.79	9,544.73	135.64	14,919.89	90.18
2	Energy Sector - Power	2,305.15	0.00	1,843.47	0.00	3,609.78	0.00	1,174.34	1,314.57	1,191.63	14,056.77	13.55	13,797.93	13.85	16,402.87	70.84
3	Energy Sector General	475.10	0.00	0.00	0.00	0.00	0.00	291.90	286.49	237.06	14.09	18.07	14.62	18.47	15.14	21.80
4	Energy Sector-Non Conventional Energy	0.00	0.00	0.00	0.00	1,363.30	0.00	0.91	0.71	0.77	0.00	0.00	9.09	0.00	5,170.88	0.00
5	Environment and Forestry	216.64	47.99	458.82	0.00	402.76	0.00	24.41	29.08	40.76	4,812.54	0.00	5,074.61	0.00	13,282.20	93.94
6	Fertilizer Sector	0.00	0.00	0.00	0.00	0.00	0.00	2.97	2.76	1.84	0.00	0.00	0.00	0.00	0.00	0.00
7	Financial Sector	1,086.67	0.00	730.00	2.16	1,850.47	5.88	479.97	532.85	468.11	6,383.80	18.07	7,849.31	16.27	6,620.16	12.86
8	Health Sector	1,497.52	0.00	2,832.45	0.00	568.21	0.00	243.42	345.19	450.74	4,443.52	0.00	5,259.52	0.00	14,157.29	0.00
9	Industry and Finance	0.00	0.00	0.00	0.00	3.18	0.00	10.46	9.57	12.96	0.00	0.00	1,285.97	0.00	1,405.51	0.00
10	Infrastructure Sector-Port	0.00	0.00	0.00	0.00	10.91	0.00	36.11	35.26	30.01	466.24	0.00	843.73	0.00	883.63	0.00
11	Infrastructure Sector-Railway	433.90	0.00	934.27	0.00	2,360.68	0.00	143.10	190.23	236.01	4,176.48	0.00	4,078.42	0.00	1,952.85	0.00
12	Infrastructure Sector-Road	7,414.95	0.00	7,025.08	0.00	4,584.64	0.00	3,033.72	3,527.61	3,313.05	26,951.63	0.00	18,801.00	0.00	21,388.96	0.00
13	Infrastructure Sector-General	124.40	11.02	268.16	15.74	518.96	0.00	444.68	464.35	415.46	2,328.91	141.73	2,018.88	129.50	1,173.68	144.39
14	Inland Water Transport	78.45	0.00	60.01	0.00	102.70	0.00	8.18	13.36	16.75	707.80	0.00	668.14	0.00	620.01	0.00
15	Law and justice and public administration	0.00	0.00	0.00	0.00	0.00	0.00	5.34	6.74	7.52	0.00	0.00	0.00	0.00	0.00	0.00
16	Natural Disaster Management	164.33	0.00	109.66	0.00	0.26	0.00	157.54	165.17	145.58	248.39	0.00	109.50	0.00	118.51	0.00
17	Others	0.00	0.00	0.00	0.00	0.00	0.00	0.00	0.00	0.00	0.00	0.00	0.00	0.00	0.00	0.00
18	Panchayati Raj	75.07	0.00	0.00	0.00	0.00	0.00	102.31	114.42	99.82	0.00	0.00	0.00	0.00	0.00	0.00
19	Rural Development	1,852.82	0.24	1,717.23	16.36	2,850.51	0.77	856.18	996.72	963.82	12,304.70	54.97	13,025.52	39.78	6,420.22	42.76
20	Skill Development	522.00	0.00	348.18	0.00	120.60	0.00	94.25	114.63	111.58	625.46	0.00	290.85	0.00	1,168.29	0.00
21	Social	279.87	0.00	289.63	0.00	334.29	0.00	62.71	72.83	82.84	2,149.73	0.01	1,921.24	0.01	3,161.69	0.02
22	Social Sector Education	1,290.59	0.00	1,960.02	0.00	2,026.44	0.00	399.93	524.62	537.92	9,468.16	0.00	9,436.34	0.00	10,671.69	0.00
23	Structural Adj. Sector/F.Disb.	0.00	0.00	0.00	0.00	0.00	0.00	71.74	61.33	41.99	0.00	0.00	0.00	0.00	0.00	0.00
24	Technical Cooeperation	0.00	0.00	0.00	0.00	0.00	0.00	0.00	2.64	0.00	1,304.47	0.00	1,353.21	0.00	1,401.67	0.00
25	Urban Development	5,112.87	7.45	9,204.37	3.78	7,824.59	18.13	1,499.71	1,772.07	1,734.29	36,871.05	321.16	45,155.09	317.13	41,383.39	403.89
26	Urban Transport	3,821.13	0.00	4,102.95	0.00	6,397.70	0.00	174.55	384.49	516.87	25,760.43	19.87	24,150.24	20.32	29,479.16	23.98
27	Water Resources Management	2,990.40	0.89	2,702.86	1.13	2,015.42	0.33	946.12	1,129.87	1,078.78	16,852.91	40.29	13,544.90	40.21	13,457.63	45.27
28	Water Supply and Sanitation	1,464.49	0.00	1,169.68	0.00	2,112.92	10.50	439.12	490.58	508.92	13,559.86	57.33	14,011.88	58.98	14,832.22	53.37
29	Water, sanitation and flood protection	0.00	0.00	0.00	0.00	0.00	0.00	0.00	0.00	0.00	0.00	0.00	0.00	0.00	0.00	0.00
Total		**32,832.22**	**86.53**	**36,956.86**	**74.19**	**39,833.77**	**102.00**	**11,032.12**	**13,057.03**	**12,690.50**	**189,518.82**	**852.83**	**192,244.72**	**790.16**	**220,087.55**	**1,003.28**

भाग-IV — लेखाचित्र
PART-IV — GRAPH

Graph 1
Cumulative External Funding upto 31.03.2026
(Govt & Non Govt)

Rs in Thousand Crores

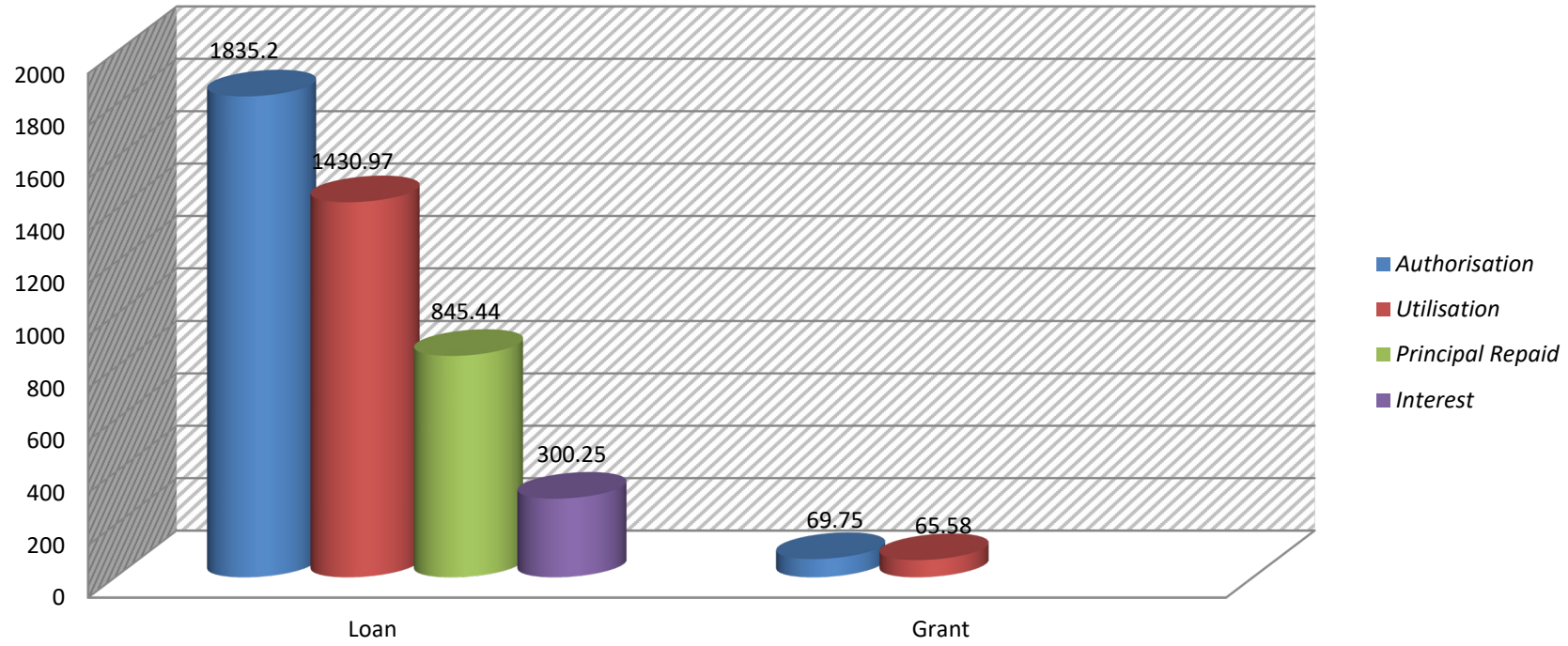

Source : Statement No.5

Graph 2
Trends in External Assistance on Govt Account (2016-17 to 2025-26)
(Receipt & Debt Service Payments)

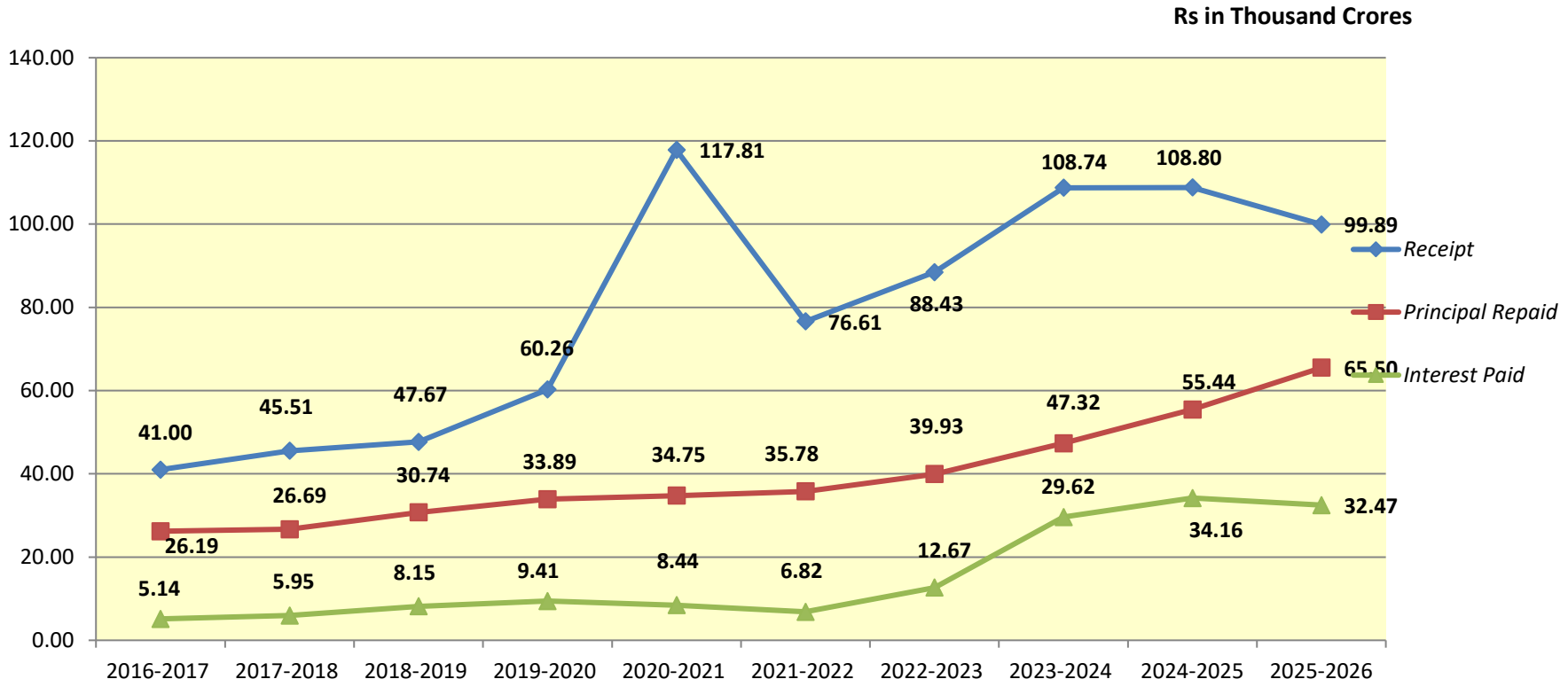

Source : Statement Nos 18

Graph 3
Major Agencies wise Analysis of External Funding on Government Account during 2025-26
(Receipt & Debt Service Payments)

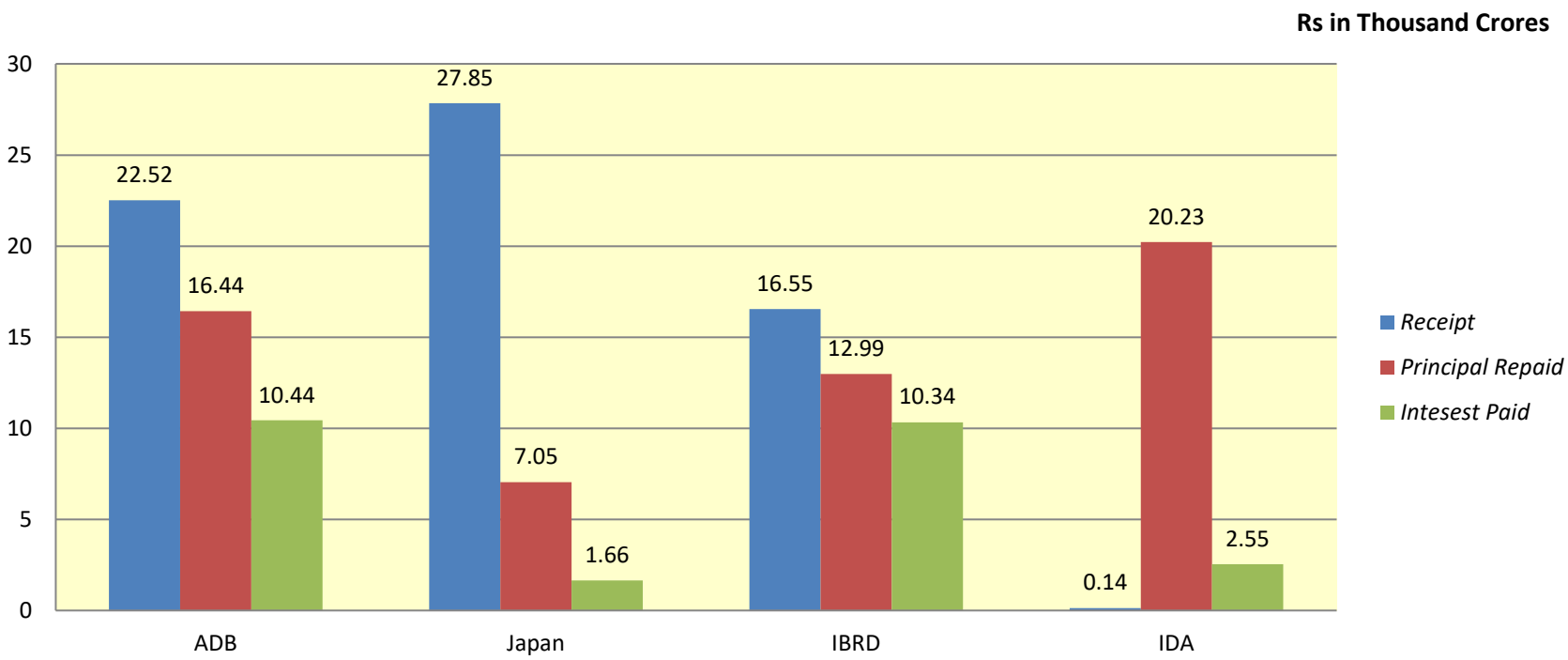

Source : Statement Nos 10, 11 and 12

Graph 4

Statewise Disbursement of govt Loans and Grants during 2025-26 less than Rs.500 crores

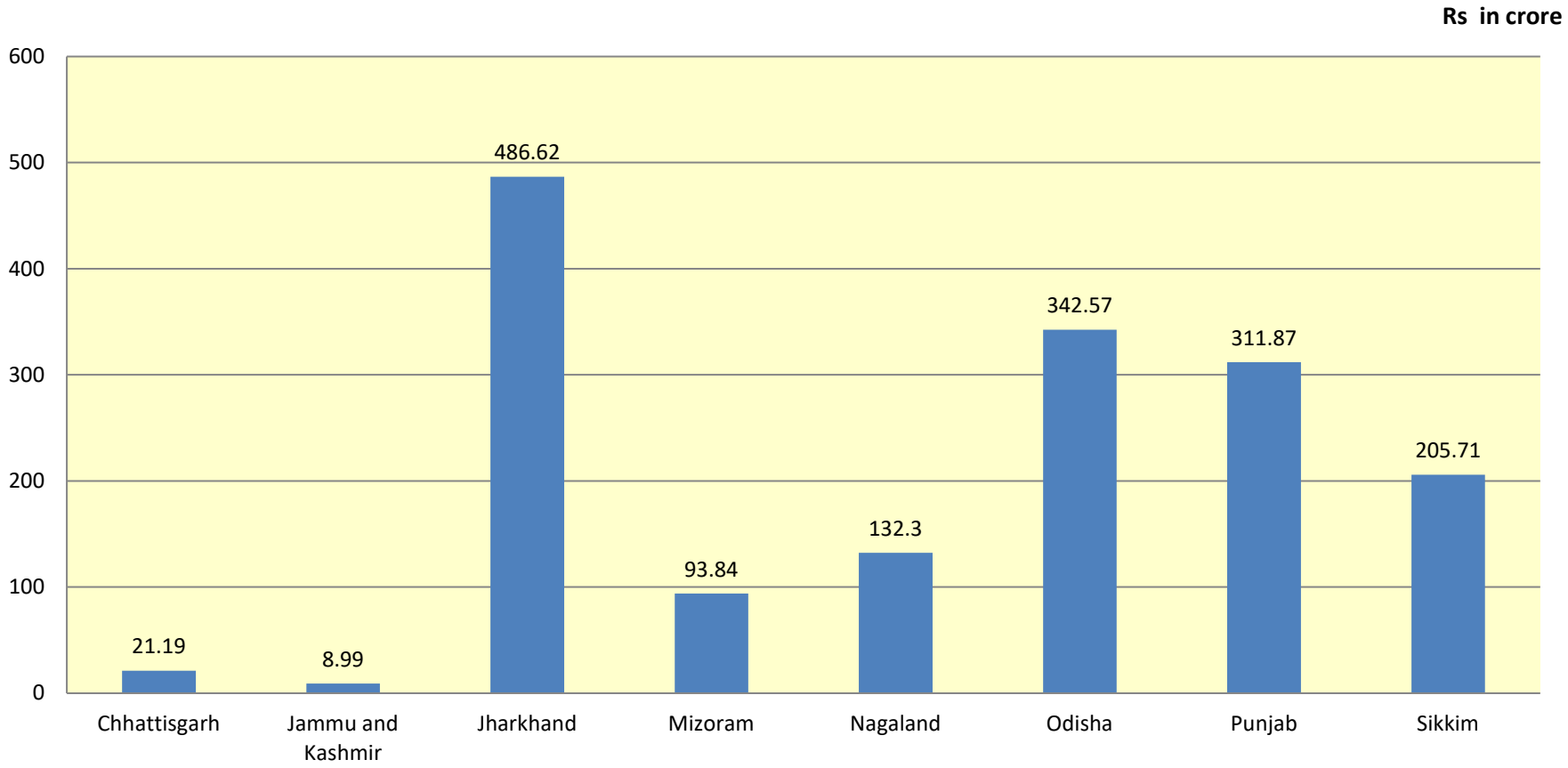

Source : Statement No. 26

Graph 5
Statewise Disbursement of Govt Loans and Grants during 2025-26 more than Rs.500 crores

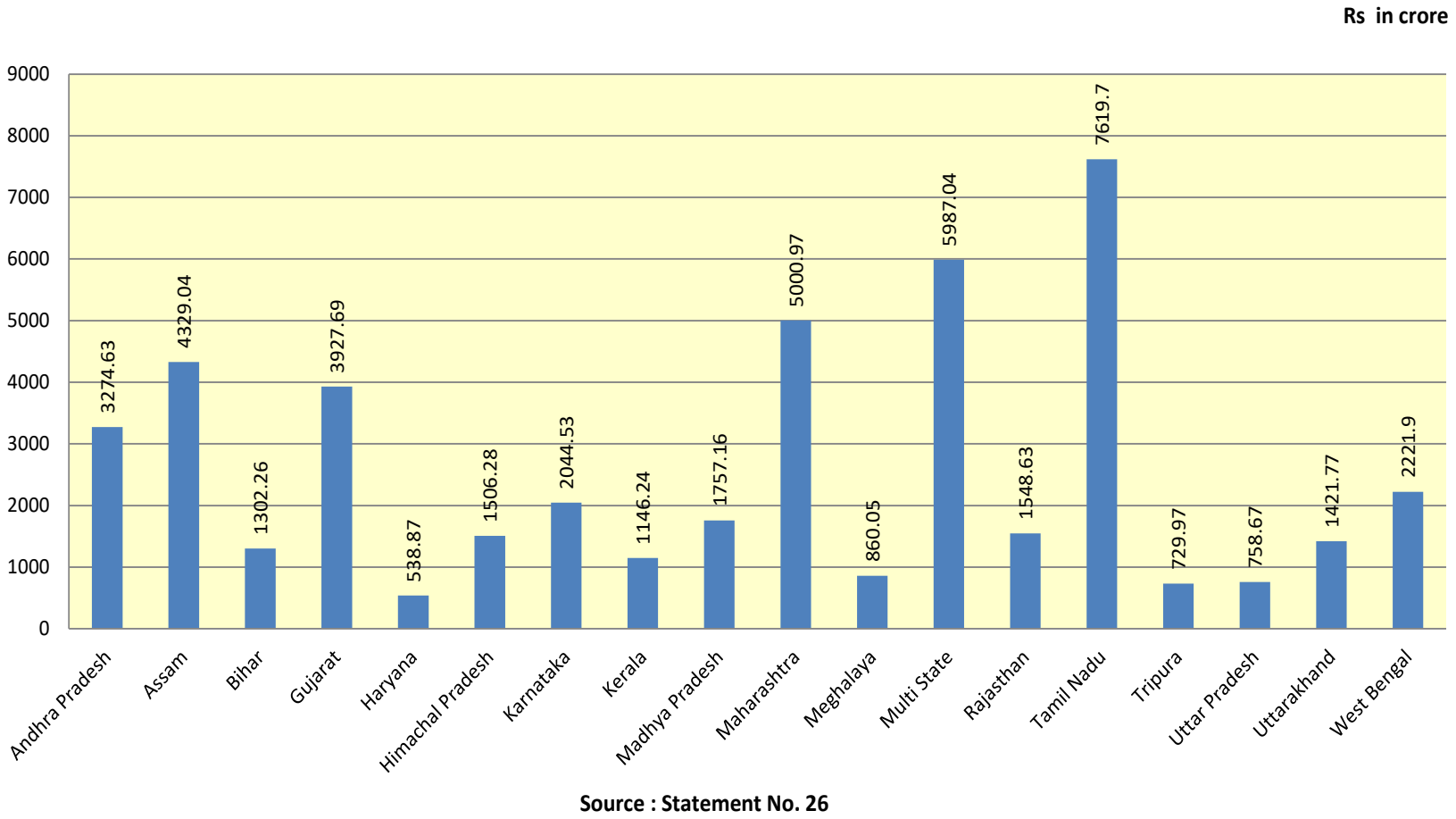

Source : Statement No. 26

Graph 6

SECTOR WISE DISBURSEMENT OF GOVT. LOANS AND GRANTS DURING 2025-26

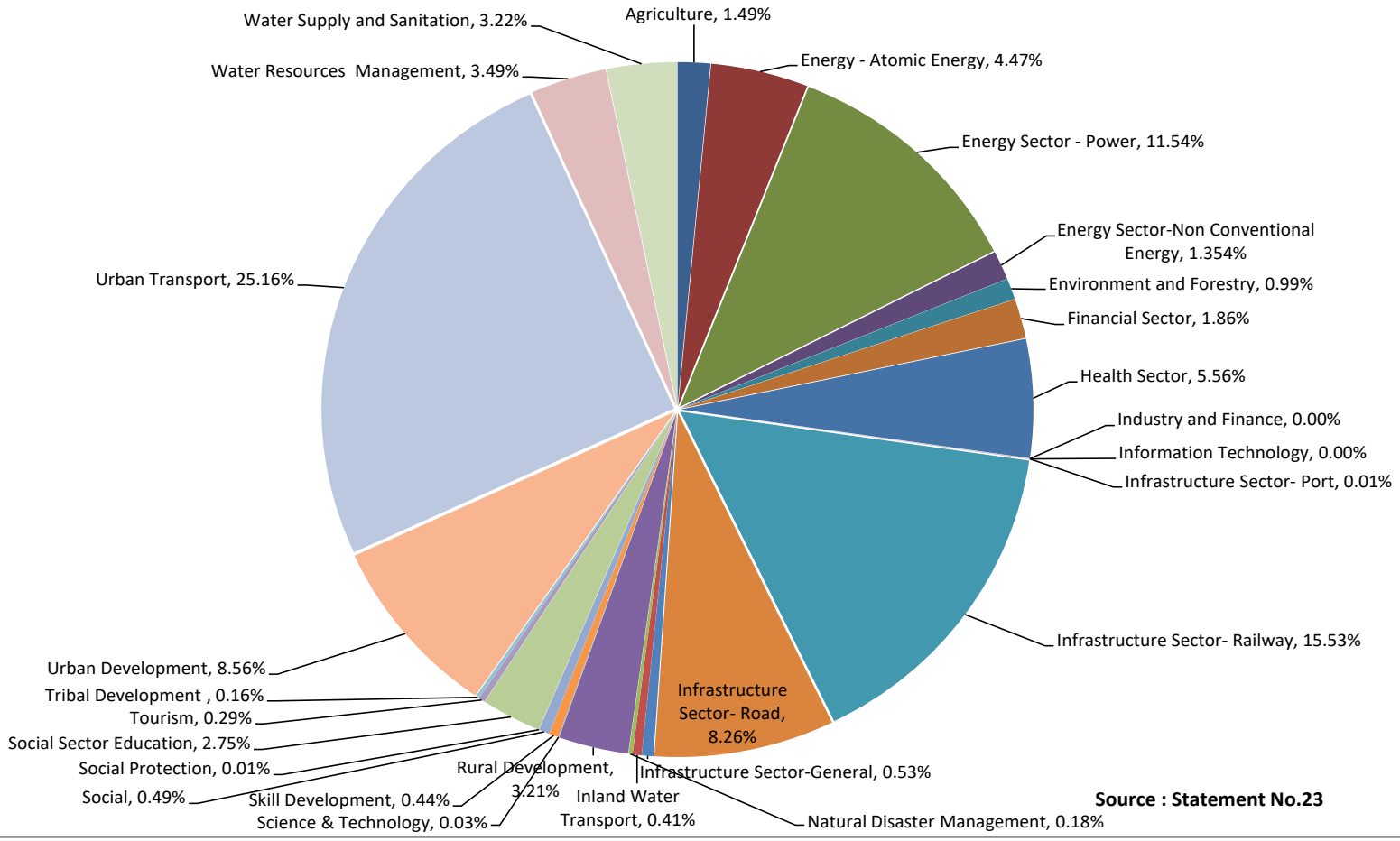

Source : Statement No.23

टिप्पणी :

क) बाह्य वित्तपोषित विवरणिका 2025-2026 की तैयारी हेतु ऋण मुद्रा से रूपये में अपनाई गई परिवर्तन दरें

1. पिछले दो वित्तीय वर्षों आंकड़ों में अनाहरित शेष राशि के रद्द होने की स्थिति में परिवर्तन किया जा सकता है।

2. अपनाई गई विनिमय दरें:-

(क) प्राधिकरण - संबंधित वित्तीय वर्ष की वार्षिक औसत विनिमय दरें जिसमें प्राधिकार/समझौते पर हस्ताक्षर किए जाते हैं (सरकारी लेनदेन की आरबीआई संदर्भ दरें)।

(ख) ऋण/क्रेडिट और अनुदान की प्राप्तियां/संवितरण - लेनदेन के समय वास्तविक विनिमय दरें (सरकारी लेनदेन की आईबीआई संदर्भ दरें)।

(ग) कर्ज चुकौती सेवा भुगतान - मूलधन की चुकौती, ब्याज और प्रतिबद्धता शुल्क का भुगतान - लेनदेन के समय वास्तविक बाजार विनिमय दर।

(घ) वित्तीय वर्ष के 31 मार्च को लागू विनिमय दर पर ऋण/क्रेडिट और अनुदान की अनाहरित शेष राशि - रुपये में परिवर्तित हुई (सरकारी लेनदेन की आरबीआई संदर्भ दरें)।

(ङ) ऋण मुद्रा का संवितरित और बकाया ऋण (डीओडी) - अंतिम अवधि की दरों (सरकारी लेनदेन की आरबीआई संदर्भ दरों) के लिए आरबीआई की विक्रय दर को अपनाते हुए भारतीय रुपये में परिवर्तित की गई है ।

3. अमेरिकी डालर में विदेशी ऋणों की तुलना में बकाया वर्गीकृत ऋण -विवरण संख्या 7-संबंधित वर्षों में रुपये/डोनर मुद्रा परिवर्तन के लिए 31 मार्च की विक्रय दरों को अपनाया गया है (सरकारी लेनदेन की आरबीआई संदर्भ दरें)।

(ख) ऋणसंख्या/ नाम के सामने कोष्ठक में उल्लिखित तिथि करार की तिथि दर्शाती है।

Note :

A) Conversion Rates from Loan Currency to Rupees Adopted for Preparation of Annual Compendium of Externally Assisted Projects 2025-26

1. Figures for last two financial years may undergo change in event of cancellation of Undrawn Balance.

2. Exchange rates adopted:

(a) Authorisation - Annual Average Exchange rates of respective financial year in which authorization/agreement is signed (RBI reference rates of Govt. transaction).

(b) Receipts/Disbursement of Loan/Credit and Grant – Actual Exchange Rates at the time of transaction (RBI reference rates of Govt. transaction).

(c) Debt Service Payment – Repayment of Principal, Payment of Interest and Commitment Charges – Actual Market Exchange Rate at the time of transaction.

(d) Undrawn balance of Loan/Credit and Grant – Amount converted into Rupee at exchange rate applicable as on 31st March of the financial year (RBI reference rates of Govt. transaction).

(e) Disbursed and Outstanding Debt of (DOD) – Loan Currency converted to INR adopting RBI's Selling rate for the end period rates (RBI reference rates of Govt. transaction).

3. Classified Debt Outstanding against Foreign Loans in US$ - Statement No.7– Selling Rates of 31st March have been adopted for Rupee/Donor currency conversion in respective years (RBI reference rates of Govt. transaction).

B) Date mentioned in bracket against the loan Number/Name signifies the agreement date.

बजट प्रेस, वित्त मंत्रालय, आर्थिक कार्य विभाग, नई दिल्ली-110001 द्वारा मुद्रित
Printed by Budget Press, Ministry of Finance, Economic Affairs, New Delhi-110001